

## Cocoon Media Space

### OVERVIEW

The Cocoon Media Space is an upscale solution combining technology and functionality.

### CURVED AND STRAIGHT SURFACES

Panels are 1" thick laminate construction with particleboard core. Surface height is 41".

### BENCHES - FRAMES AND WEBBING

Frames are made of 3/4" CDX plywood with 2" x 7/8" air dried poplar hardwood for internal applications. Glue used in framing is Hi-Tac water-based wood adhesive. Backs are attached to seat frames with multiple 5/16" x 18 T-nuts and 5/16" x 18 x 2" NC Grade A RoHS compliant bolts with RoHS compliant 5/16" flat washers. Framing wood is stapled with both wide crown framing Staples, 1" crown x 5/8" length galvanized, and regular framing staples, 5/16" crown x 1 1/2" length galvanized.

Matrex Sytex engineered Y 370 3" webbing is used for seat and back suspensions and attached with 1/2" crown x 1/2" length fine wire galvanized staples.

### BENCHES - FOAM

Seat foam core is 3.5" 2.5 density 40 ILD with 1/2" cap. Back foam core is 2.0" 1.4 density 40 ILD with 1/2" cap. Arm top foam core is 1.0" 2.5 density 40 ILD. All other foam is 1/2" 1.4 density 40 ILD.

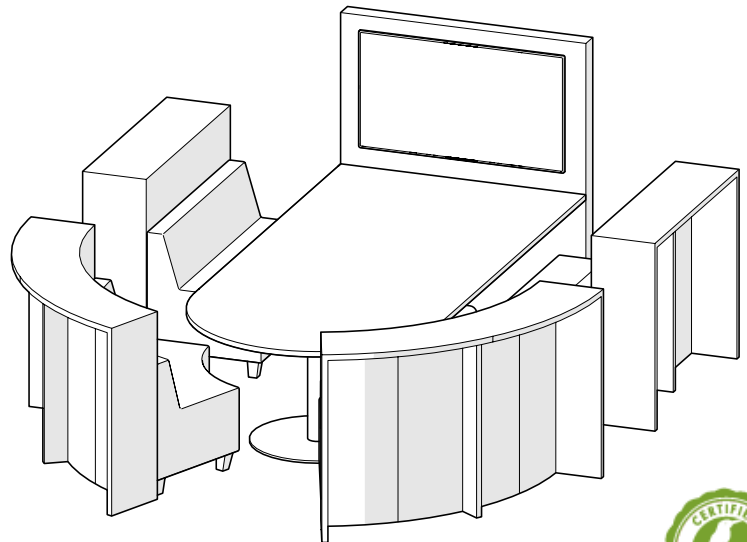
### BENCHES - STITCHING AND UPHOLSTERY

Top stitching (double stitching) on all upholstered items. A minimum of 7 stitches per inch. All threads are Tristar Nylbond HB 16 oz.

Upholstery by Momentum, Mayer, Spradlmg, and Culp is offered for all of our soft seating options. Upholstery is attached with 3/8" x 3/8" length fine wire galvanized staples and is protected with the Elite 200 dust cover.

### TABLE

Table top is 112" long, 54" wide, and 1.25" thick with a 27" radius. The table is supported on the wall with two heavy duty L-Brackets and with a pedestal on the free end. The pedestal is a 4" diameter tube on a 28" diameter base attached to the table with twelve #10 x 1" wood screws. Table Height is 29".



### OPTIONS / ACCESSORIES

The Cocoon Media Space is available in any combination of the pieces shown.

TV not included.

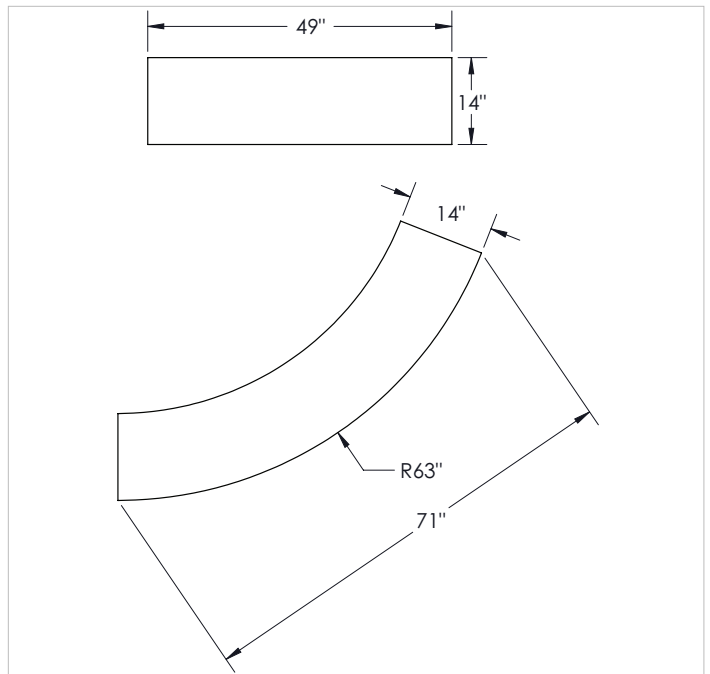
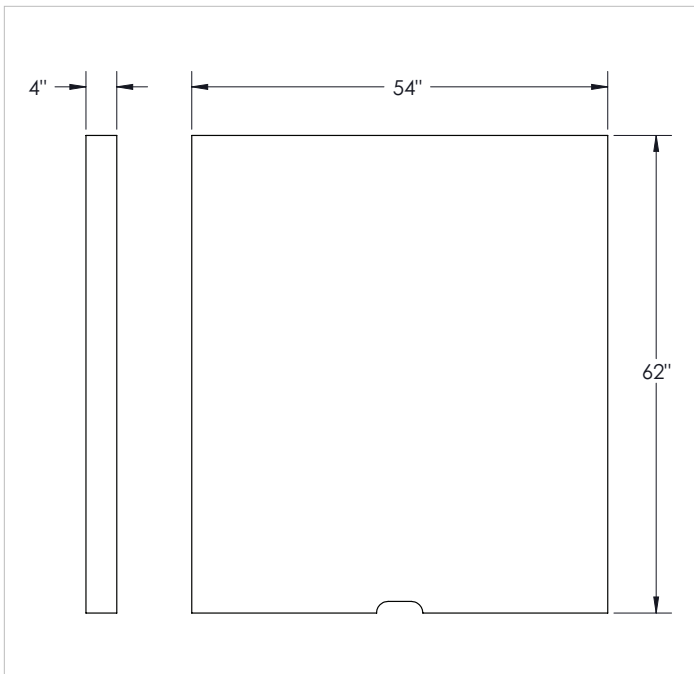
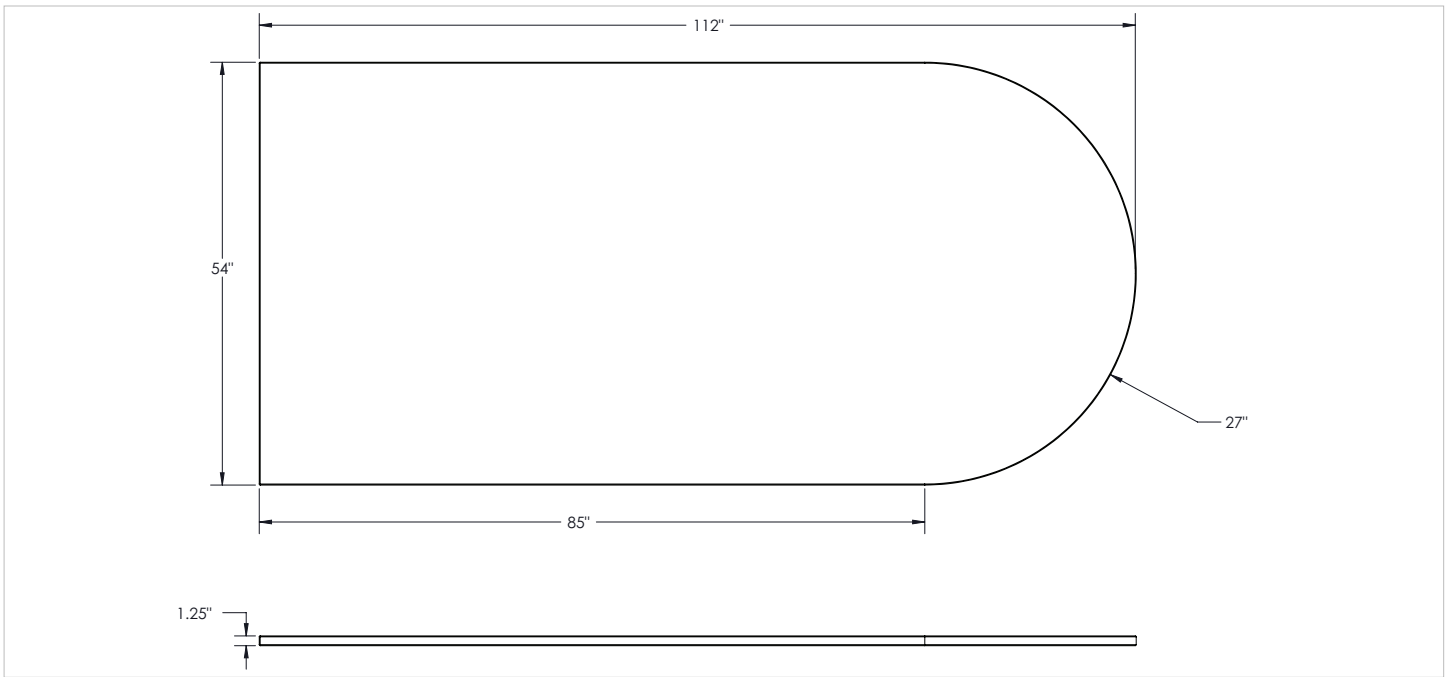
### LAMINATE AND EDGE BAND

See attached material guide for all options.

### COMPLIANCE

Bolts and washers used in framing are Grade A RoHS Compliant  
Plywood Frames are CARB II Compliant  
Fully meets CA 117-2013 standards

**DIMENSIONS:**



## MATERIAL COLOR REFERENCE SHEET

### PICK A FINISH - BASE COLORS

#### POWDER-COAT BASE FINISHES



Black (7BK)



Charcoal Metallic  
(7CM)



Platinum (7PL)

Due to the limitations in color printing, actual colors may vary from these images. Please refer to physical samples for color match.  
\*\*Contact your relationship manager for pricing and lead times. Minimum order quantity may be required.

## PICK A LAMINATE - STANDARD DESK & TABLE SURFACE COLORS

Custom laminates also available. Contact us for details.


### TRADITIONAL STANDARD WOOD LAMINATES




### CONTEMPORARY STANDARD WOOD LAMINATES




### STANDARD SOLID LAMINATES



### STANDARD PATTERN LAMINATES



### EPOXY (CATALYST TABLES)



\*'Special order' laminates may require minimum purchase and have extended lead times. Contact us for details.

Additional laminates available. Due to the limitations in color printing, actual colors may vary from these images. Please refer to physical samples for color match.  
\*Contact your relationship manager for pricing and lead times. Minimum order quantity may be required.

## PICK A LAMINATE - DESIGNER & PREMIUM DESK & TABLE SURFACE COLORS

Custom laminates also available. Contact us for details.

### DESIGNER WOOD LAMINATES



Tan Echo (7941)




\* Ebony  
Ribbonwood  
(0873)




\* Ashen  
Ribbonwood  
(8839)


### DESIGNER BOLD SOLID LAMINATES



Ocean (D502)



Island  
(D498)




Hollyberry  
(D307)



\* Navy Blue  
(969)

### DESIGNER NEUTRAL SOLID LAMINATES



Fossil (5349)



Winter Sky (8792)



Cement  
(D503)




New Burgundy  
(7966)


### DESIGNER PATTERN LAMINATES



Steel Mesh (4879)



Carbon Mesh  
(4880)




Sol  
(3209)

### PREMIUM DESIGNER LAMINATES



Zebra wood (7980)

\*\*Textured Finish



Colombian Walnut  
(7943)

\*\*Textured Gloss  
Finish



Vapor Strandz  
(4939)

\*\*Textured Finish



Cosmic Strandz  
(4941)

\*\*Textured Finish


\*'Special order' laminates may require minimum purchase and have extended lead times. Contact us for details.

Additional laminates available. Due to the limitations in color printing, actual colors may vary from these images. Please refer to physical samples for color match.  
\*Contact your relationship manager for pricing and lead times. Minimum order quantity may be required.


## PICK AN EDGE BAND - STANDARD DESK & TABLE EDGE BAND COLORS

Custom edgebands also available. Contact us for details.

### STANDARD LAMINATE EDGE BANDS



Platinum (PL)



Black (BK)



Matching (ME)

### TRADITIONAL STANDARD WOOD GRAIN LAMINATE EDGE BANDS



Natural Teak (8849)




Bleached Legno (8845)


### CONTEMPORARY STANDARD WOOD LAMINATE EDGE BANDS



Grey Elm (8201)



Low Line (7998)



Asian Night (7949)

### STANDARD SOLID LAMINATE EDGE BANDS



Dover White (7197)



Graphite (0837)



Graystone (0464)

### STANDARD PATTERN LAMINATE EDGE BANDS



Gray Mesh (4877)



Pewter Mesh (4878)

\*'Special order' laminates may require minimum purchase and have extended lead times. Contact us for details.

Additional laminates available. Due to the limitations in color printing, actual colors may vary from these images. Please refer to physical samples for color match.  
\*Contact your relationship manager for pricing and lead times. Minimum order quantity may be required.

## PICK AN EDGE BAND - DESIGNER & PREMIUM DESK & TABLE EDGE BAND COLORS

Custom edgebands also available. Contact us for details.

### DESIGNER WOOD GRAIN LAMINATE EDGE BANDS




Tan Echo (7941)



Ebony  
Ribbonwood  
(0873)




Ashen  
Ribbonwood  
(8839)




...or choose any  
color! \*\*


### DESIGNER BOLD SOLID LAMINATE EDGE BANDS



Ocean (D502)



Island  
(D498)



Hollyberry  
(D307)



Navy Blue  
(0969)

### PREMIUM DESIGNER LAMINATE EDGE BANDS



Vapor Strandz  
\* (4939)



Cosmic Strandz  
\* (4941)



Zebra wood (7980)

\*'Special order' laminates may require minimum purchase and have extended lead times. Contact us for details.

Additional laminates available. Due to the limitations in color printing, actual colors may vary from these images. Please refer to physical samples for color match.

\*Contact your relationship manager for pricing and lead times. Minimum order quantity may be required.