

Enroll Tablet Chair ft. Seed

Product No: SG.SD.TB.18.XX.6XX.XX

BASE:

The base is two pieces of injection molded reinforced nylon attached by three #10 x 3/4" flat head screws in each corner. The base can support up to 253 lbs. The base has four 50 mm casters attached by friction ring stem inserts.

ROTATING MECHANISM:

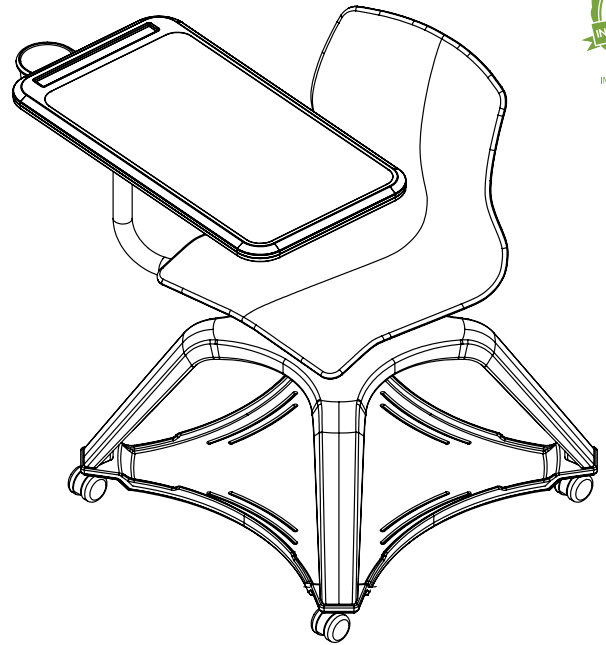
The chair shell rotates 360° pivoting on a 3/4" x 5" Grade 8 steel flanged bolt. Two needle roller bearing/washer assemblies are saddle mounted on either side of the base and a 3/4" POM flanged bushing. Two interlocking cast aluminum pieces and injection molded covers hold the tablet arm assembly in place. The lower aluminum piece suspends the chair and tablet on the needle roller bearing while the upper piece has mounting holes for the chair shell using 1/4" pop rivets and a slot for a 3/4" steel nut. The flanged bolt is secured with a 3/4"-16 standard steel nut and a 3/4"-16 steel jam nut.

TABLET ARM AND TABLET:

The tablet arm is a 14 Ga powder coated steel tube welded to a 12 Ga steel ring. Grooves in the rotating mechanism limit the independent rotation of the tablet arm to 180°. An injection molded cap connects the arm to a cast aluminum support. This aluminum support is attached to the tablet by five M6 x 14mm socket head screws. The 26" x 14" x 1" tablet is two pieces of molded ABS attached to each other with fourteen M6 x 16 mm flat head screws. The tablet top is 29-3/4" high.

CHAIR SHELL:

Seat is designed as a single-piece injection-molded shell of polypropylene with integrated attachment features including a structural front hook, rear snaps, and screw bosses. A 2 mm mounting plate is also attached to the underside of the shell with five #10 x 1" plastite screws. The seat height is 18.5" high.



OPTIONS / ACCESSORIES:

Available without tablet, with standard tablet, or with porcelain steel tablet.

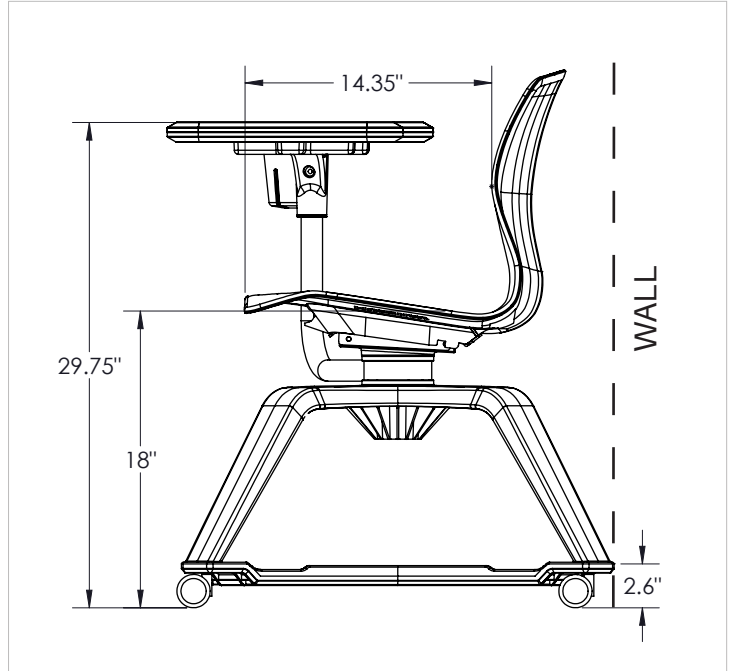
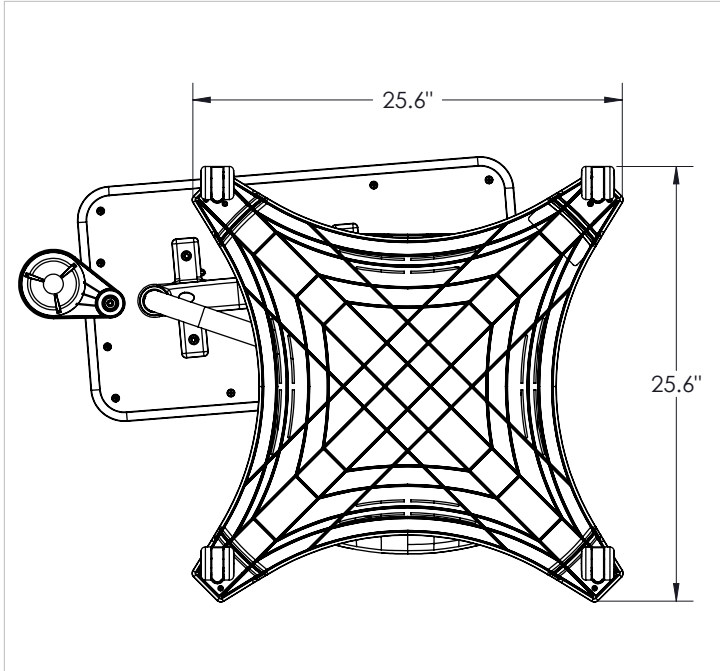
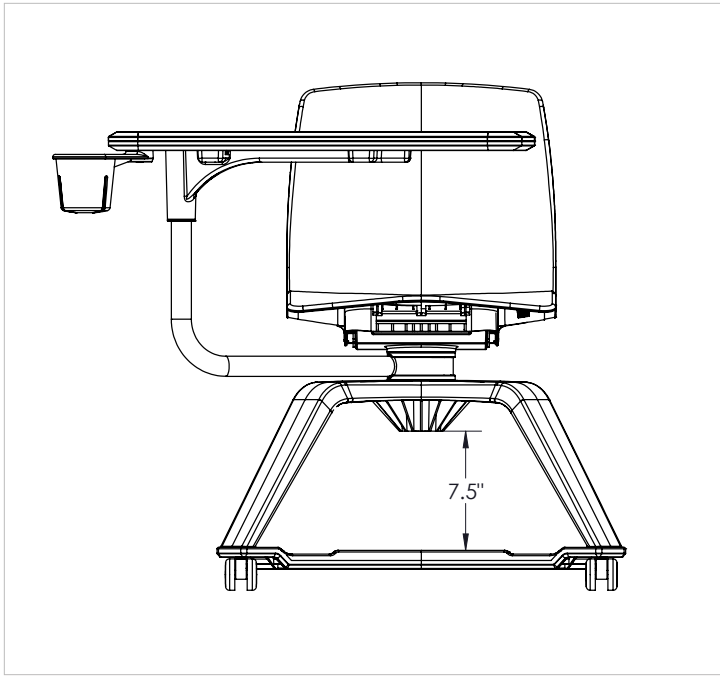
Available with or without cup holder.

Available with soft or hard casters.

COMPLIANCE:

SCS Indoor Advantage Gold certified.

Meets or exceeds BIFMA testing.



DIMENSIONS:

Base Model No.	Description	Seat Height	Overall Depth	Overall Dimensions
SG.SD.TB.18.XX.6XX.XX	Seed - Enroll Tablet Chair	18.5"	29.75"	32.4"H X 25.6"W X 25.6"D



Vanerum North America
 2885 Lorraine Avenue | Temple, TX 76501
 p: 800.749.2258 | f: 866.888.7483
 www.vanerumna.com