



# ACTIVITY TABLES

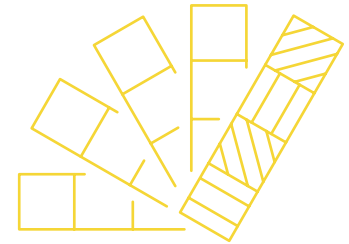
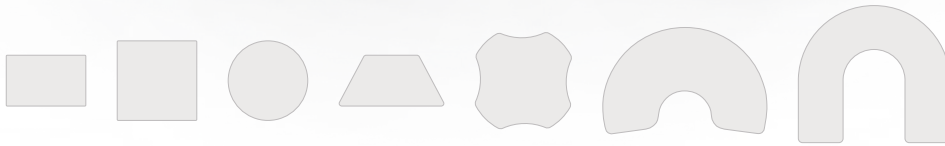


Multiple shapes. Multiple options.

Bring simplicity and functionality to your educational spaces.



MOORECO™



## ACTIVITY TABLES

- The Activity Tables bring simplicity and functionality made to fit any classroom or study setting.
- Tables offer quick and easy assembly and height adjustability from 21" to 30". Optional youth height insert lowers the adjustment by six inches to 15" to 24" high to accommodate early childhood users. Available as a stand-alone accessory—purchase both the standard Activity Table and the shorter inserts, and assemble your table with the youth height insert. Sold in sets of four.
- Top available in multiple shapes and sizes, with HPL tops and edging in multiple colors. Adjustable powder-coated black steel leg feature swivel glides.
- Tops are made in the USA (legs are imported). Limited lifetime warranty. SCS Indoor Advantage Gold Certified.
- **PLEASE NOTE:** Custom orders and whiteboard top option are subject to an upcharge and laminate availability. Please contact your sales representative for current availability and lead time information.

MooreCo furniture is fully customizable! View our most up-to-date laminate and edgband offering online by clicking the button below:

[VIEW MATERIAL LIBRARY](#)

| PART NO.        | DESCRIPTION    | DIMENSIONS               | SHIP WT. |
|-----------------|----------------|--------------------------|----------|
| <b>PRODUCT</b>  |                |                          |          |
| 90527-A-XXXX-XX | 3624 Rectangle | 21" - 30"H x 36"W x 24"D | 49 lbs   |
| 90527-B-XXXX-XX | 4824 Rectangle | 21" - 30"H x 48"W x 24"D | 60 lbs   |
| 90527-C-XXXX-XX | 6024 Rectangle | 21" - 30"H x 60"W x 24"D | 71 lbs   |
| 90527-D-XXXX-XX | 4830 Rectangle | 21" - 30"H x 48"W x 30"D | 67 lbs   |
| 90527-E-XXXX-XX | 6030 Rectangle | 21" - 30"H x 60"W x 30"D | 84 lbs   |
| 90527-F-XXXX-XX | 7230 Rectangle | 21" - 30"H x 72"W x 30"D | 87 lbs   |
| 90527-G-XXXX-XX | 6036 Rectangle | 21" - 30"H x 60"W x 36"D | 97 lbs   |
| 90527-H-XXXX-XX | 7236 Rectangle | 21" - 30"H x 72"W x 36"D | 114 lbs  |
| 90527-J-XXXX-XX | 6048 Rectangle | 21" - 30"H x 60"W x 48"D | 127 lbs  |
| 90527-K-XXXX-XX | 36 Square      | 21" - 30"H x 36"W x 36"D | 65 lbs   |
| 90527-L-XXXX-XX | 48 Square      | 21" - 30"H x 48"W x 48"D | 103 lbs  |

Shipping weights are listed on a per item basis and may vary based on quantities ordered.  
 \*Ships UPS.  
 \*\*Ships UPS with large package surcharge or additional handling fee.

| PART NO.        | DESCRIPTION      | DIMENSIONS               | SHIP WT. |
|-----------------|------------------|--------------------------|----------|
| <b>PRODUCT</b>  |                  |                          |          |
| 90527-M-XXXX-XX | 60 Square        | 21" - 30"H x 60"W x 60"D | 164 lbs  |
| 90527-N-XXXX-XX | 36 Round         | 21" - 30"H x 36"W x 36"D | 54 lbs   |
| 90527-P-XXXX-XX | 42 Round         | 21" - 30"H x 42"W x 42"D | 68 lbs   |
| 90527-Q-XXXX-XX | 48 Round         | 21" - 30"H x 48"W x 48"D | 86 lbs   |
| 90527-R-XXXX-XX | 4824 Trapezoid   | 21" - 30"H x 48"W x 24"D | 50 lbs   |
| 90527-S-XXXX-XX | 6030 Trapezoid   | 21" - 30"H x 60"W x 30"D | 68 lbs   |
| 90527-T-XXXX-XX | 48 Clover        | 21" - 30"H x 48"W x 48"D | 91 lbs   |
| 90527-U-XXXX-XX | 60 Clover        | 21" - 30"H x 60"W x 60"D | 127 lbs  |
| 90527-V-XXXX-XX | 7248 Kidney      | 21" - 30"H x 72"W x 48"D | 119 lbs  |
| 90527-W-XXXX-XX | 6660 Horseshoe   | 21" - 30"H x 66"W x 60"D | 130 lbs  |
| 89492*          | Youth Insert (4) | Lowers leg height by 6"  | 3 lbs    |



**MOORECO + ESSENTIALS BY MOORECO**  
 2885 Lorraine Avenue | Temple, TX 76501  
 p: 800.749.2258 | f: 866.888.7483  
[moorecoinc.com](http://moorecoinc.com) | [essentialsbymooreco.com](http://essentialsbymooreco.com)