

MODULAR SEATING:

Mid & High Back Loveseat



MOORECO™



CONSTRUCTION & FEATURES:

- Lounge seating creates a multitude of spaces for establishing privacy, collaboration or relaxation.
- Coordinates with other soft seating pieces to configure as circular, straight or serpentine arrangements.
- Top stitched sewing details in upholstery. Textiles available through graded-in fabric program, or COM by approval. Includes aluminum legs.
- Manufactured in the USA from commercial grade 3/4" plywood and hardwoods. Seats are 18-1/2"H on all units.
- Back shelf option features 1" MDF core with a variety of HPL laminate and edge band options. Shelf can be mounted at either 29", 36", or 42" (high back only) for use with chairs or stools.
- Twelve year limited warranty on seating and five years for table versions. SCS Indoor Advantage Gold Certified.
- Prop 65 and CAL 117-2013 compliant. 400 lb. capacity.

AVAILABLE UPGRADES:



Two or more fabrics



HPL Table Top



Power Add-On



Tablet Arm Add-On



CAL 133 Compliance



Moisture Barrier

PRODUCT LINE:

Mid Back – Armless
2000BM



37.4"H x 47.1"W x 29.5"D • 110 lbs

Mid Back – Both Arms
2000MB



37.4"H x 56.3"W x 29.5"D • 140 lbs

High Back – Armless
2000BH



49.4"H x 47.1"W x 29.5"D • 130 lbs

High Back – Both Arms
2000HB



49.4"H x 56.3"W x 29.5"D • 170 lbs

Mid Back – Armless + Shelf
2000BMS-29/36



37.4"H x 47.1"W x 41.8"D • 120 lbs

Mid Back – Both Arms + Shelf
2000MBS-29/36



37.4"H x 56.3"W x 41.8"D • 150 lbs

High Back – Armless + Shelf
2000BHS-29/42



49.4"H x 47.1"W x 41.8"D • 140 lbs

High Back – Both Arms + Shelf
2000HBS-29/42



49.4"H x 56.3"W x 41.8"D • 180 lbs

ACCESSORY OPTIONS:

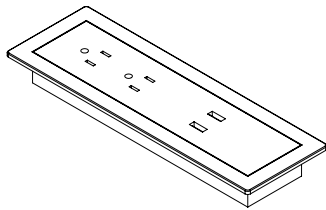
Back Shelf

Mount at 29", 36", or 42" (high back)

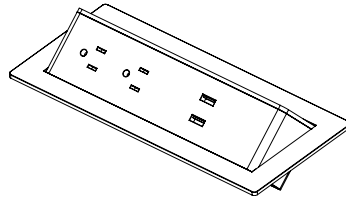


POWER OPTIONS:

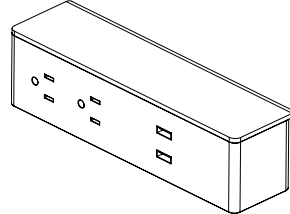
Face-Up Electrical




Pop-Up Electrical



Under Seat Electrical



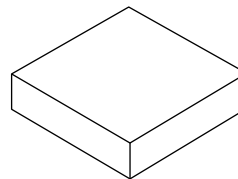
FABRIC OPTIONS:



We partner with several top textile manufacturers to offer you a wide array of fabric choices. A full list of graded-in fabrics is available at moorecoinc.com/price-guides. COM fabrics available on approval.

[VIEW FABRIC GUIDE](#)

TABLE TOP OPTIONS:



View all our extensive laminate and edge band collection at moorecoinc.com/materials. We offer a variety of options to fit any environment or style. Contact your sales representative for lead times and availability.

[VIEW TABLE OPTIONS](#)



MOORECO™

MOORECO INC
2885 Lorraine Avenue | Temple, TX 76501
p: 800.749.2258 | f: 866.888.7483
moorecoinc.com

Soft seating ships FOB Tennessee
Rev 06-24-2022