

## Schoolworks Soft Seating

Model No: See individual items for part numbers

### OVERVIEW

Soft Seating variations include work surfaces, different back heights, with or without arms on either side, as well as a large variety of shapes and sizes.

### LAMINATE TOPS (OPTIONAL)

Tops are 1" thick using horizontal grade laminate with sealed edges - non showing surfaces are covered with backer sheet and are attached to the main body with 1/4" x 20 inserts, Grade A RoHS Compliant 1/4" x 20 bolts, and washers.

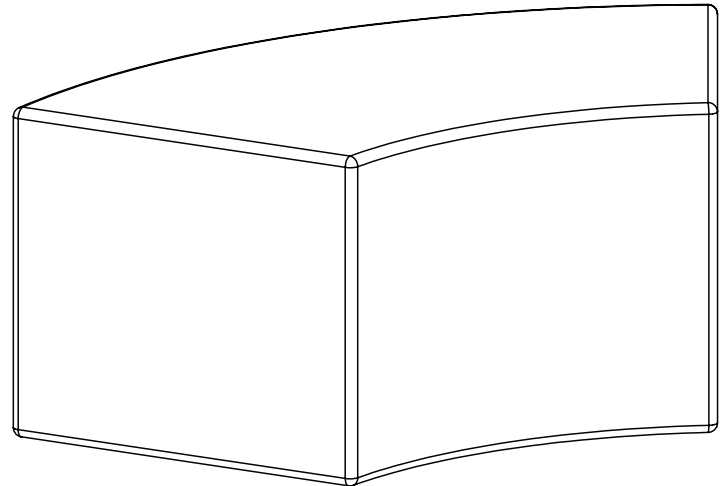
### FRAMES AND WEBBING

Frames are made of 3/4" CDX plywood with 2" x 7/8" air dried poplar hardwood for internal applications. Glue used in framing is Hi-Tac water-based wood adhesive. Arms and Backs (when applicable) are attached to seat frames with multiple 5/16" x 18 T-nuts and 5/16" x 18 x 2" NC Grade A RoHS compliant bolts with RoHS compliant 5/16" flat washers. Framing wood is stapled with both wide crown framing Staples, 1" crown x 5/8" length galvanized, and regular framing staples, 5/16" crown x 1 1/2" length galvanized

Matrex Sytex engineered Y 370 3" webbing is used for seat and back suspensions and attached with 1/2" crown x 1/2" length fine wire galvanized staples.

### FOAM

Seat foam core is 3.5" 2.5 density 40 ILD with 1/2" cap. Back foam core is 2.0" 1.4 density 40 ILD with 1/2" cap. Arm top foam core is 1.0" 2.5 density 40 ILD. All other foam is 1/2" 1.4 density 40 ILD



### STITCHING AND UPHOLSTERY

Top stitching (double stitching) on all upholstered items. A minimum of 7 stitches per inch. All threads are Tristar Nylbond HB 16 oz.

Upholstery by Momentum, Mayer, Spradling, and Culp is offered for all of our soft seating options. Upholstery is attached with 3/8" x 3/8" length fine wire galvanized staples and is protected with the Elite 200 dust cover.

### COMPLIANCE

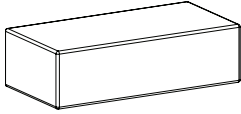
Bolts and washers used in framing are Grade A RoHS Compliant

Plywood Frames are CARB II Compliant

Fully meets CA 117-2013 standards

## Rectangular Variable Height Ottoman - Low

SG.SW.B.422112 / SG.SW.T.422112

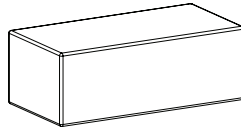


**Dimensions** | 11.88"H x 41.5"W x 20.75"D  
**Weight** | 60 lbs  
**Hardware** | Black vinyl base

**Specify** | Textile: Pattern and colorway  
Top: Laminate and Edgeband

## Rectangular Variable Height Ottoman - Medium

SG.SW.B.422115 / SG.SW.T.422115

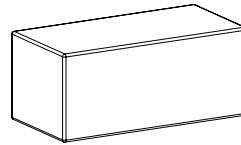


**Dimensions** | 15"H x 41.5"W x 20.75"D  
**Weight** | 65 lbs  
**Hardware** | Black vinyl base

**Specify** | Textile: Pattern and colorway  
Top: Laminate and Edgeband

## Rectangular Variable Height Ottoman - High

SG.SW.B.422118 / SG.SW.T.422118



**Dimensions** | 18.1"H x 41.5"W x 20.75"D  
**Weight** | 70 lbs  
**Hardware** | Black vinyl base

**Specify** | Textile: Pattern and colorway  
Top: Laminate and Edgeband

### Electrical Options:


Under Seat Electrical available on all pieces with four legs.  
Face-Up Electrical, Pop-Up Flat Face Electrical, and Pop-Up Grommet  
Electrical available on table tops only.



MOORECO INC.  
2885 Lorraine Avenue | Temple, TX 76501  
p: 800.749.2258 | f: 866.888.7483  
[www.moorecoinc.com](http://www.moorecoinc.com)

## 60° Curved Variable Height Ottoman - Low

SG.SW.B.432312 / SG.SW.T.432312




**Dimensions** | 11.88"H x 43"W x 23.2"D  
**Weight** | 60 lbs  
**Hardware** | Black vinyl base

**Specify** | Textile: Pattern and colorway  
Top: Laminate and Edgeband

## 60° Curved Variable Height Ottoman - Medium

SG.SW.B.432315 / SG.SW.T.432315




**Dimensions** | 15"H x 43"W x 23.2"D  
**Weight** | 65 lbs  
**Hardware** | Black vinyl base

**Specify** | Textile: Pattern and colorway  
Top: Laminate and Edgeband

## 60° Curved Variable Height Ottoman - High

SG.SW.B.432318 / SG.SW.T.432318



**Dimensions** | 18.1"H x 43"W x 23.2"D  
**Weight** | 70 lbs  
**Hardware** | Black vinyl base

**Specify** | Textile: Pattern and colorway  
Top: Laminate and Edgeband

### Electrical Options:

Under Seat Electrical available on all pieces with four legs.  
Face-Up Electrical, Pop-Up Flat Face Electrical, and Pop-Up Grommet  
Electrical available on table tops only.



MOORECO INC.  
2885 Lorraine Avenue | Temple, TX 76501  
p: 800.749.2258 | f: 866.888.7483  
[www.moorecoinc.com](http://www.moorecoinc.com)