



MOORECO™

# VARIABLE HEIGHT OTTOMAN



## CONSTRUCTION & FEATURES:

- Soft seating creates a welcoming and comfortable environment by establishing islands of quiet and calm where creativity, collaboration, and socialization can flow naturally.
- Adding flexible seating to your spaces increases a user's sensory experience, shown to improve calmness, focus, and reduce tension. By creating space where humans of all ages can relax, you foster positive attitudes and encourage learning.
- Coordinating pieces configure as circular, straight, or serpentine arrangements.
- Top stitched sewing details in upholstery. Textiles available through graded-in fabric program, or COM by approval. Includes floor safe nylon glides.
- Available with optional integrated electrical USB and 110v outlets.
- Manufactured in the USA from commercial grade 3/4" plywood and hardwoods.
- Tables feature 1" MDF core with a variety of HPL laminate and edge band options.
- Twelve year limited warranty on seating and five years for table versions.
- Prop 65 and CAL 117-2013 compliant. 400 lb. capacity.
- SCS Indoor Advantage Gold Certified.

## AVAILABLE UPGRADES:



Two or more fabrics



HPL Table Top



Power Add-On



CAL 133 Compliance



Moisture Barrier

**PRODUCT LINE:**

**Rectangular - Short**  
1400S



12"H x 41.5"W x 20.8"D • 60 lbs

**Rectangular - Medium**  
1400M



15"H x 41.5"W x 20.8"D • 65 lbs

**Rectangular - High**  
1400H



18"H x 41.5"W x 20.8"D • 70 lbs

**Curved - Short**  
1500S



12"H x 43"W x 23.2"D • 60 lbs

**Curved - Medium**  
1500M



15"H x 43"W x 23.2"D • 65 lbs

**Curved - High**  
1500H




18"H x 43"W x 23.2"D • 70 lbs

**Rectangular - Short + Top**  
1400ST




15"H x 43"W x 23.2"D • 75 lbs

**Rectangular - Medium + Top**  
1400MT



18"H x 43"W x 23.2"D • 80 lbs

**Rectangular - High + Top**  
1400HT



15"H x 43"W x 23.2"D • 75 lbs

**Curved - Short + Top**  
1500ST



18"H x 43"W x 23.2"D • 80 lbs

**Curved - Medium + Top**  
1500MT



15"H x 43"W x 23.2"D • 75 lbs

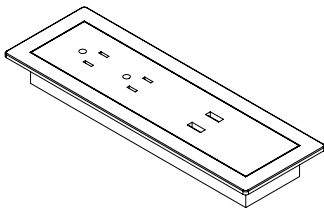
**Curved - High + Top**  
1500HT



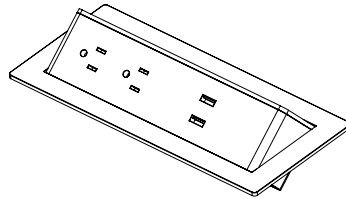
18"H x 43"W x 23.2"D • 80 lbs

**POWER OPTIONS:**

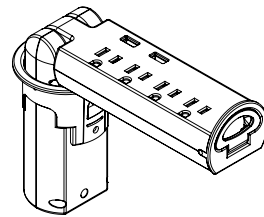
**Face-Up Electrical**




**Pop-Up Electrical**



**Pop-Up Grommet Electrical**



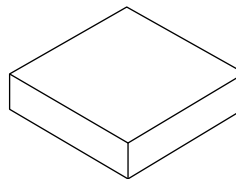
**FABRIC OPTIONS:**



We partner with several top textile manufacturers to offer you a wide array of fabric choices. A full list of graded-in fabrics is available at [moorecoinc.com/price-guides](https://moorecoinc.com/price-guides). COM fabrics available on approval.

[VIEW FABRIC GUIDE](#)

**TABLE TOP OPTIONS:**



View all our extensive laminate and edge band collection at [moorecoinc.com/materials](https://moorecoinc.com/materials). We offer a variety of options to fit any environment or style. Contact your sales representative for lead times and availability.

[VIEW TABLE OPTIONS](#)



**MOORECO**™

MOORECO INC  
2885 Lorraine Avenue | Temple, TX 76501  
p: 800.749.2258 | f: 866.888.7483  
[moorecoinc.com](https://moorecoinc.com)

Soft seating ships FOB Tennessee  
Rev 06-14-2023