

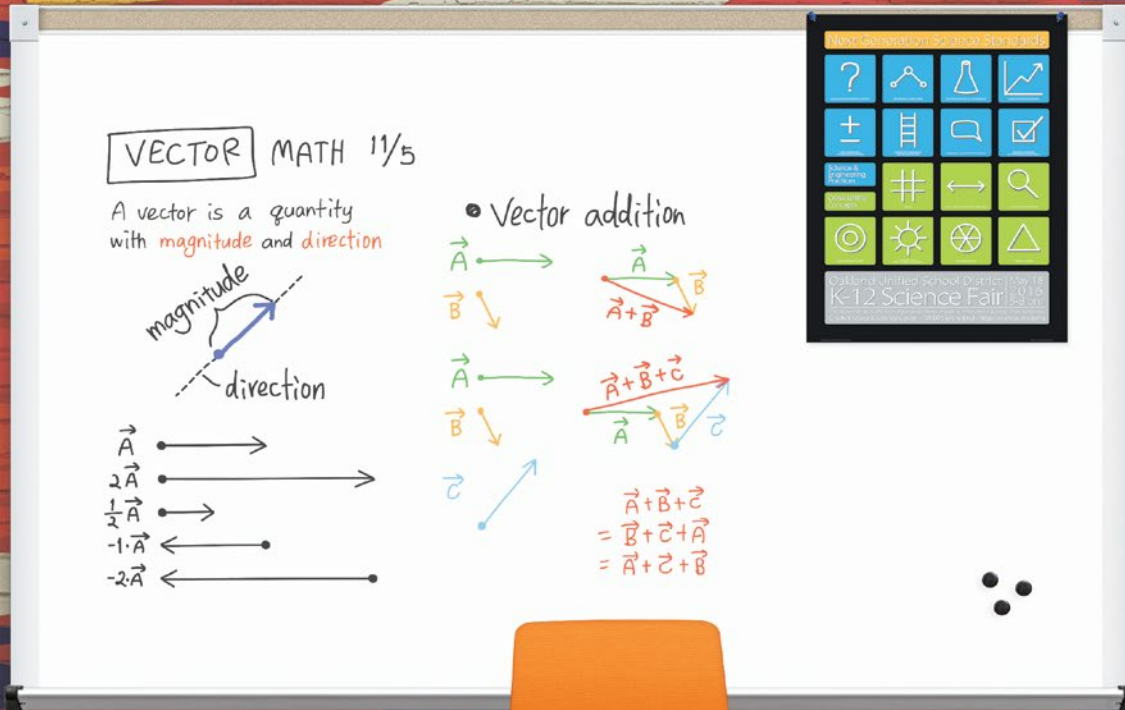


PORCELAIN STEEL WHITEBOARD

with Series 31 Aluminum Trim




The ultimate in magnetic whiteboard surfaces.

Tried and true porcelain steel provides exceptional writability and erasability.



MOORECO™



PORCELAIN STEEL WHITEBOARD - SERIES 31 TRIM

- The ultimate in magnetic whiteboard surfaces. Tried and true porcelain steel board provides exceptional writability, erasability, and versatility.
- Magnetic porcelain steel whiteboards are engineered for superior color contrast with dry erase markers. Standard gloss dry erase surface provides superior writability and erasability with no ghosting.
- Reduced surface light distortion enhances visibility to provide optimum eye comfort. Steel is permanently laminated to a lightweight substrate for stability and durability.
- Anodized aluminum Series 31 trim has a 1-3/4" profile with hairline mitered corners. Features a full-length 2"H tackable map rail and a full-length box accessory tray with enclosed end caps for soft corners.
- Limited lifetime warranty. SCS Indoor Advantage Gold Certified.

PORCELAIN STEEL TECHNICAL INFORMATION

- A precisely balanced porcelain enamel ground coat is furnace-fused to both sides of 28 gauge (standard) or 24 gauge (custom) steel.
- The first furnace fuses a ground coat of enamel that is heat-softened at approximately 1450° F. The second furnace firing fuses a coat of enamel to the ground coat enamel.
- Color Fusion ceramic top coat is applied providing the desired surface color. Off-white is standard.
- A fade resistant waterproof resin glue bonds the porcelain to a moisture-resistant core and .005" polyester foil backer sheet. Also available with upgraded sheet aluminum backer.

PART NO.	DIMENSIONS	SHIP WT.
PRODUCT		
2021C**	3'H x 4'W	36 lbs
2021D	4'H x 4'W	69 lbs
2021F	4'H x 5'W	84 lbs
2021G	4'H x 6'W	94 lbs

PART NO.	DIMENSIONS	SHIP WT.
PRODUCT		
2021H	4'H x 8'W	120 lbs
2021K	4'H x 10'W	146 lbs
2021M	4'H x 12'W	194 lbs
2021P	4'H x 16'W	243 lbs

Shipping weights are listed on a per item basis and may vary based on quantities ordered. All boards listed as 3'H x 4'W actually measure 33.8"H x 48"W due to shipping restrictions.

*Ships UPS.

**Ships UPS with large package surcharge or additional handling fee.



MOORECO™

MOORECO INC.
2885 Lorraine Avenue | Temple, TX 76501
p: 800.749.2258 | f: 866.888.7483
moorecoinc.com