

# CREATOR SOFT SEATING



## CONSTRUCTION & FEATURES:

- Soft seating creates a welcoming and comfortable environment by establishing islands of quiet and calm where creativity, collaboration, and socialization can flow naturally.
- Adding flexible seating to your spaces increases a user's sensory experience, shown to improve calmness, focus, and reduce tension. By creating space where humans of all ages can relax, you foster positive attitudes and encourage learning.
- Top stitched sewing details in upholstery. Textiles available through graded-in fabric program, or COM by approval. Includes floor safe nylon glides.
- Available with optional integrated electrical USB and 110v outlets.
- Manufactured in the USA from commercial grade 3/4" plywood and hardwoods.
- Tables feature 1" MDF core with a variety of HPL laminate and edge band options.
- Twelve year limited warranty on seating and five years for table versions.
- Prop 65 and CAL 117-2013 compliant. 400 lb. capacity.
- SCS Indoor Advantage Gold Certified.

## AVAILABLE UPGRADES:



Two or more fabrics



HPL Table Top



Power Add-On



CAL 133 Compliance



Moisture Barrier

**PRODUCT LINE:**

**Creator Chevron Bench**  
16PS



18"H x 29.8"W x 26"D • 30 lbs

**Creator Chevron Table**  
16PST



18"H x 29.8"W x 26"D • 36 lbs

**Creator Half Round Bench**  
16NS



18"H x 56.9"W x 29.5"D • 88 lbs

**Creator Half Round Table**  
16NST



18"H x 56.9"W x 29.5"D • 102 lbs

**Creator Rectangle Bench**  
16QS




18"H x 59.6"W x 31"D • 106 lbs

**Creator Rectangle Table**  
16QST



18"H x 59.6"W x 31"D • 120 lbs

**Creator Triangle Bench**  
16KS



18"H x 54.2"W x 49.2"D • 100 lbs

**Creator Triangle Table**  
16KST



18"H x 54.2"W x 49.2"D • 115 lbs

**Creator Square Bench**  
16MS



18"H x 30.8"W x 30.5"D • 50 lbs

**Creator Square Table**  
16MST



18"H x 30.8"W x 30.5"D • 60 lbs

**Creator Trapezoid Bench**  
16JS



18"H x 58"W x 25.4"D • 79 lbs

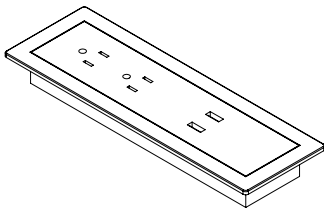
**Creator Trapezoid Table**  
16JST



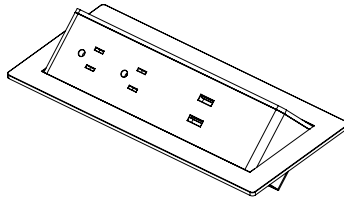
18"H x 58"W x 25.4"D • 93 lbs

**POWER OPTIONS:**

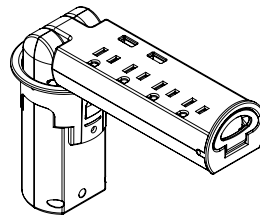
**Face-Up Electrical**




**Pop-Up Electrical**



**Pop-Up Grommet Electrical**



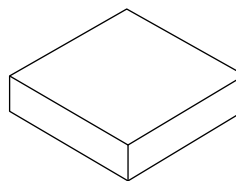
**FABRIC OPTIONS:**



We partner with several top textile manufacturers to offer you a wide array of fabric choices. A full list of graded-in fabrics is available at [moorecoinc.com/price-guides](https://moorecoinc.com/price-guides). COM fabrics available on approval.

[VIEW FABRIC GUIDE](#)

**TABLE TOP OPTIONS:**



View all our extensive laminate and edge band collection at [moorecoinc.com/materials](https://moorecoinc.com/materials). We offer a variety of options to fit any environment or style. Contact your sales representative for lead times and availability.

[VIEW TABLE OPTIONS](#)



**MOORECO**

**MOORECO INC**  
2885 Lorraine Avenue | Temple, TX 76501  
p: 800.749.2258 | f: 866.888.7483  
[moorecoinc.com](https://moorecoinc.com)

Soft seating ships FOB Tennessee  
Rev 01-04-2024