



MOORECO™

# 2024 Product Guide



# General Information

## Returnable Merchandise

---

A return authorization is required for the return of any merchandise. All requests for returns should be made within 90 (ninety) days of receipt of merchandise. The dealer may be responsible for restock and return freight charges. Returned products must be unused, undamaged, and in the original packaging. Please contact customer service for more details. Returned merchandise may be subject to a restocking fee.

## Non-Returnable Merchandise

---

All boards and furniture which have been custom sized, custom framed, or customized to specifications will be considered non-returnable merchandise.

## FOB Factory

---

All accounts are due and payable to:

MooreCo Inc.  
P.O. Drawer D  
Temple, TX 76503

Payment is due within 30 (thirty) days from date on invoice. Prior to establishment of an open account, all orders are payable by money order, Visa, MasterCard, Discover, or American Express before order can be shipped.

All board dimensions are surface dimensions before framing. All boards listed as 3'H x 4'W actually measure 33.8"H x 48"W due to shipping restrictions. Dimensions on all glass dry erase markerboards are estimated and may vary slightly.

All soft seating, graded-in products, and Compass Cabinets ship FOB Tennessee.

# Warranty Terms & Conditions

## MooreCo Products Limited Lifetime Warranty

MooreCo warrants that your Product is free from defects in materials or workmanship for the lifetime of the product unless listed on the below schedule. This warranty only applies to Products purchased directly from an authorized MooreCo dealer and is only valid for the original purchaser and for the original installation. The warranty is terminated upon transfer, sale, or modification of the Product.

If a Product is defective in materials or workmanship, MooreCo will replace or repair it at no charge, based on the below schedule. This is your sole and exclusive remedy, and repair or replacement of the Product will be at the sole discretion of MooreCo and is your sole and exclusive remedy for products found by MooreCo to be defective. Shipping charges to the repair facility will be the responsibility of the purchaser, and shipping charges to return the repaired Product to the purchaser will be paid by the purchaser, except for Products returned for repair during the first 30 days after purchase, in which case all shipping charges will be paid by MooreCo. MooreCo will not pay labor costs associated with repairs or replacements. All incidental or consequential damages which may arise, including, but not limited to, lost profits, personal property damage, and third party liabilities are hereby expressly excluded. Likewise, MooreCo will not be responsible for any damage to customer's property caused by incompatibility of the product with customer's flooring and other customer property. MooreCo shall be liable under this limited warranty only for the cost or, at its option, the repair or replacement of defective products. This warranty is subject to the limitations, exclusions and other provisions below, and applies to Products purchased after January 27, 2022 which are delivered within the United States of America and the Commonwealth of Canada.

Discontinued products will be replaced with "like product" at MooreCo's discretion. MooreCo will not renew or extend this warranty to a repaired or replaced product. MooreCo will not honor the attempted transfer of this warranty.

Some natural variations occurring in polypropylene material or other natural materials are inherent to their character and are not considered defects. MooreCo does not warrant the colorfastness or matching of colors, grains, or textures of these materials. Customer's Own Material (COM) selected by and used at the request of an original purchaser is not warranted. Our products are intended for interior use – exterior use of them will void the warranty.

MooreCo seating is tested and warranted for users up to 253 lbs. Use above that weight is not tested or warranted and considered misuse and abuse.

Use of "short throw", wall mounted projectors are only warranted on the Interactive Projector Board (2G5 and 4G5) series and Interactive Projector Board + Whiteboard System (764XX).

Porcelain surfaces may have minor surface imperfections due to the manufacturing process. If these imperfections cannot be seen from 3 feet under diffuse (dead) light and without "searching", they are not covered under warranty. Any surface imperfection from the factory shall erase as with the rest of the surface or will be covered under warranty.

The particular Product lines, materials and components listed are warranted according to the following schedule from the date of sale:

Products	Warranty
Chair/Desk/Table Frames and Compass Storage	Lifetime
Book Boxes/Book Baskets/Backpack Hooks	Lifetime
Porcelain Surface	Lifetime
Seating controls, pneumatic cylinders, bushings, folding mechanisms, rocker/wobble bases	1 Year
Glides	6 Years
Casters	13 Years
Chair Shells/Other Injection Molded Products and Table Tops	13 Years
Clear Plastic/Acrylic	1 Year (Does not cover scratching by user - wear and tear)
PVC and melamine laminate desks, tables, workstations, carts, and other furniture	1 Year
Dry Erase Laminate Table Surface	1 Year
Economy Soft Seating Fabric	1 Year
Soft Seating Fabric	See Fabric Vendor for Specific Warranty Information
Electrical Components	1 Year (unless otherwise stated)
The surface of whiteboards and mobile whiteboards with surface of Dura-Rite	20 Years
The surface of whiteboards and mobile whiteboards with surface of Magne-Rite and tack boards	10 Years
The surface of whiteboards and mobile whiteboards with a surface of TuF-Rite	5 Years
iTeach and Tablet/Chromebook charging carts - with exception of electrical components	12 Years
iTeach and Tablet/Chromebook charging carts - electrical components only	1 Year finish defects and workmanship. 10 Years structural against loss of serviceability
Solid Wood Seats and Solid Table Tops	Seams and Zippers - 1 year (indoor and outdoor)
Beanies by MooreCo	7 Years
iTeach Electric Height Adjustable Flat Panel Wall Mount Structural /Electrical	7 Years
iTeach Spider Flat Panel Cart with Electric Mount Structural /Electrical (excluding casters)	7 Years
MoorePower Tower Structural/Electrical	7 Years

# Warranty Terms & Conditions

## Warranty Exclusions

---

This warranty does not apply and no other warranty applies to:

- Normal wear and tear, which are to be expected over the course of ownership.
- Damage caused by abuse, misuse, neglect, vandalism, accident, modifications, water, or fire.
- Damage caused by the carrier in-transit, which will be handled as claims against the carrier.
- Damage caused during unloading or installation, which will be handled as claims against the installer.
- Modifications or attachments to the Product that are not approved by MooreCo.
- Products that were not installed, used, or maintained in accordance with Product instructions and warnings.
- Products used for rental purposes.
- Adhesive products installed at temperatures below 50°F (10°C).
- Labor and/or materials to remove and replace Products.
- Non-standard or published products.
- Damage caused by environmental issues, including use and/or storage of the Product in facilities subjected to uncontrolled high temperatures.
- Third-party products – MooreCo, to the extent possible, will pass through to the original purchaser (and process claims under) any warranty provided by third-party products supplied to MooreCo.
- Normal aging and wear of fabrics, filling materials, and finishes of soft seating and other upholstered products.

To the extent allowed by law, MooreCo makes no other warranty, either express or implied, including any warranty of merchantability or fitness for a particular purpose. MooreCo will not be liable for any indirect, consequential, or incidental damages. This warranty does not cover consequential damages, loss of time or use, or other incidental damages.

**Notice to Purchasers for Home or Personal Use:** Federal law does not permit the exclusion of certain implied warranties for consumer Products. Therefore, if you are purchasing this Product for home or personal use, the exclusion of implied warranties noted in the above paragraph does not apply to you. Some states do not allow the exclusion or limitation of incidental or consequential damages, so the above limitation or exclusion may not apply to you. This warranty gives you specific legal rights, and you may also have other rights which vary from state to state.

To obtain service under this limited warranty: by following the procedures regarding warranty claims outlined below, you can be assured of the best level of service.

Contact MooreCo by phone at 1-800-749-2258 or by mail at 2885 Lorraine Avenue, Temple, Texas 76501 within 30 (thirty) days of discovery of the defect. Be prepared to prove you are the original purchaser of

the Product and provide your model number, description of the Product, and description of the defect. Then provide MooreCo with your name, address, area code, and telephone number.

MooreCo will review all pertinent information regarding the claim, including inspection of the Product if deemed appropriate by MooreCo.

If MooreCo affirms that the Product in question is eligible under the conditions of the limited warranty as stated above, the customer service representative or another representative of MooreCo will determine whether to provide replacement parts, authorize repairs, or replace the Product.

**Products returned to the MooreCo facility without a return authorization will be refused.**




**Section I:**  
Materials & Finishes

# Materials & Finishes: Stock HPL + Edge Band

Stock Woodgrain Laminates (available with matching or colored edge banding)



Matching Edge Bands



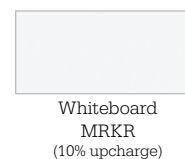
Stock Pattern Laminates (available with matching or colored edge banding)



Matching Edge Bands

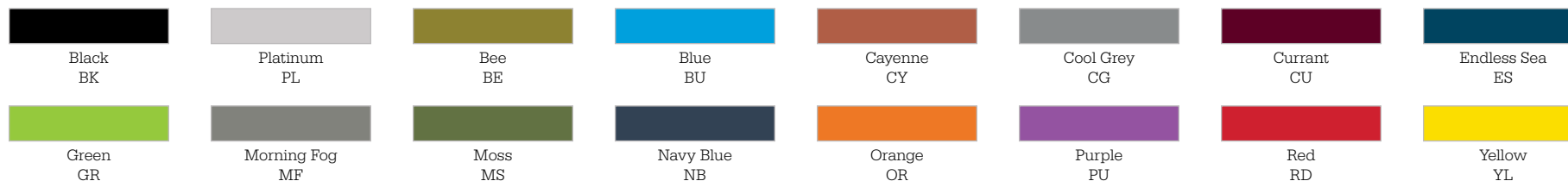


Stock Solid Laminates




Whiteboard laminate is not available with matching edge band. Please select from Stock edge bands (available for QuickShip) or Standard edge bands (with longer lead times).

Colored Edge Bands



# Materials & Finishes: Standard HPL + Edge Band

## Standard Woodgrain Laminates *(available with matching or colored edge banding)*



### Matching Edge Bands




## Standard Pattern Laminates *(available with matching or colored edge banding)*



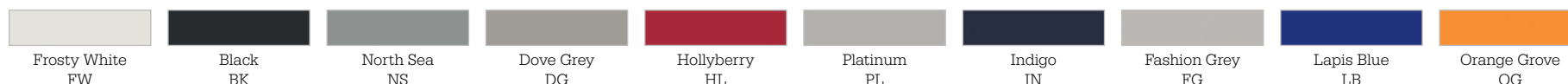
### Matching Edge Bands



## Standard Solid Laminates *(available with matching or colored edge banding)*



### Matching Edge Bands






# Materials & Finishes: Furniture

## Special Table Top Materials



Butcher Block



Porcelain Steel

Butcher block and porcelain steel table top are available as standard offerings on select table and desk lines. Call for availability on other furniture.

## Hierarchy Desk & Table Leg Colors



Black



Platinum

## Hierarchy Seating Base Colors



Chrome  
CH



Platinum  
PL

## Seed Seating Base Color



Platinum

## Standard Seating Colors



Black



Bee



Blue



Cayenne



Cool Gray



Currant



Endless Sea



Green



Morning Fog



Moss



Navy



Orange



Purple



Red



Yellow

## Seed Seating Colors



Black



Graphite



Light Blue



Midnight Blue


# Materials & Finishes: Folio Storage

## Recommended perfect match




We've got your perfect match! To give your space a cohesive look, coordinate your Folio metal colors with our contract base colors: black, charcoal, and platinum.


## Allsteel




## Haworth



## Herman Miller

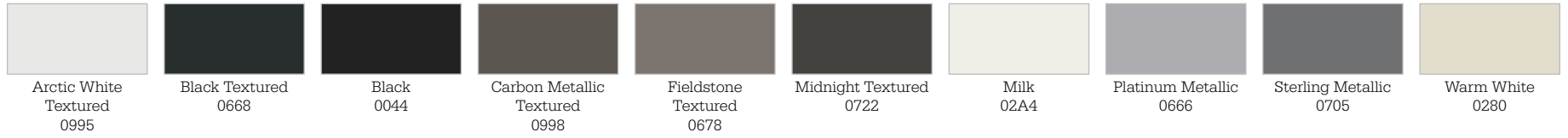


## Knoll




# Materials & Finishes: Folio Storage

## Steelcase



## Teknion



# Materials & Finishes: Boards

## Glass Dry Erase Board Colors



White



Low Iron White  
(upcharge applies)



Red



Orange



Yellow



Green



Blue



Navy




Purple

## Colored Cork Tackboard Surface (Standard)



Ash  
07



Stone  
15



Buff  
18



Slate  
19


## Colored Cork Tackboard Surface (Custom)




Blueberry



Cinnamon




Lettuce



Mushroom



Onyx



Oyster



Pineapple



Salsa



Tangerine

# Materials & Finishes: Boards

## Standard Vinyl Tackboard Surface



Champagne  
41



Gray  
44



Cotton  
46



Pacific Blue  
47



Platinum  
56



Sterling  
77

## Standard Fabric Tackboard Surface



Nutmeg  
33



Indigo  
35




Granite  
36

# Materials & Finishes


## Dot Soft Seating 5-Pack



Peacock



Zest



Pollen



Salsa



Pewter



Charcoal

## Beanies by MooreCo - Indoor



Buckskin



Charcoal



Lipstick



Navy



Purple



Sea Blue



Tide Pool

## Beanies by MooreCo - Outdoor



Ginkgo



Jockey Red



Navy















Tuscan

# Materials & Finishes

## Outdoor Fabrics: Spradling Silvertex

							
Acid	Basil	Bazaar	Blackberry	Borscht	Bottle	Bronze	Carbon
							
Celery	Chestnut	Cream	Creme de Menthe	Ice	Imperial	Jet	Lagoon
							
Limoncello	Luggage	Mandarin	Marine Blue	Marsh	Met Champagne	Meteor	Mocha
							
Neutra	Peat	Plata	Poppy	Raspberry	Sage	Sapphire	Sterling
							
Storm	Taupe	Turquoise	Umber	Zest			

## Outdoor Fabrics: Sunfield

							
Burgundy	Cancun	Crimson Red	Forest Green	Lime	Meadow Green	Navy	Oatmeal
							
Orange	Pacific Blue	Pewter	Sunshine				



## **Section II:** Visual Communication



## Porcelain Steel Whiteboard - Deluxe Aluminum Trim

Magnetic porcelain steel whiteboards are engineered for superior color contrast with dry erase markers. Standard gloss dry erase surface provides superior writability and erasability with no ghosting. Reduced surface light distortion enhances visibility to provide optimum eye comfort.

Steel is permanently laminated to a lightweight substrate for stability and durability.

Fifty year limited warranty. SCS Indoor Advantage Gold Certified.

### Technical Information

- A precisely balanced porcelain enamel ground coat is furnace-fused to both sides of 28-gauge (standard) or 24-gauge (custom) steel.
- The first furnace fuses a ground coat of enamel that is heat-softened at approximately 1450°F. The second furnace firing fuses a coat of enamel to the ground coat enamel.
- Color Fusion ceramic top coat is applied providing the desired surface color. Off-white is standard.
- A fade resistant waterproof resin glue bonds the porcelain to a moisture-resistant core and .005" polyester foil backer sheet.

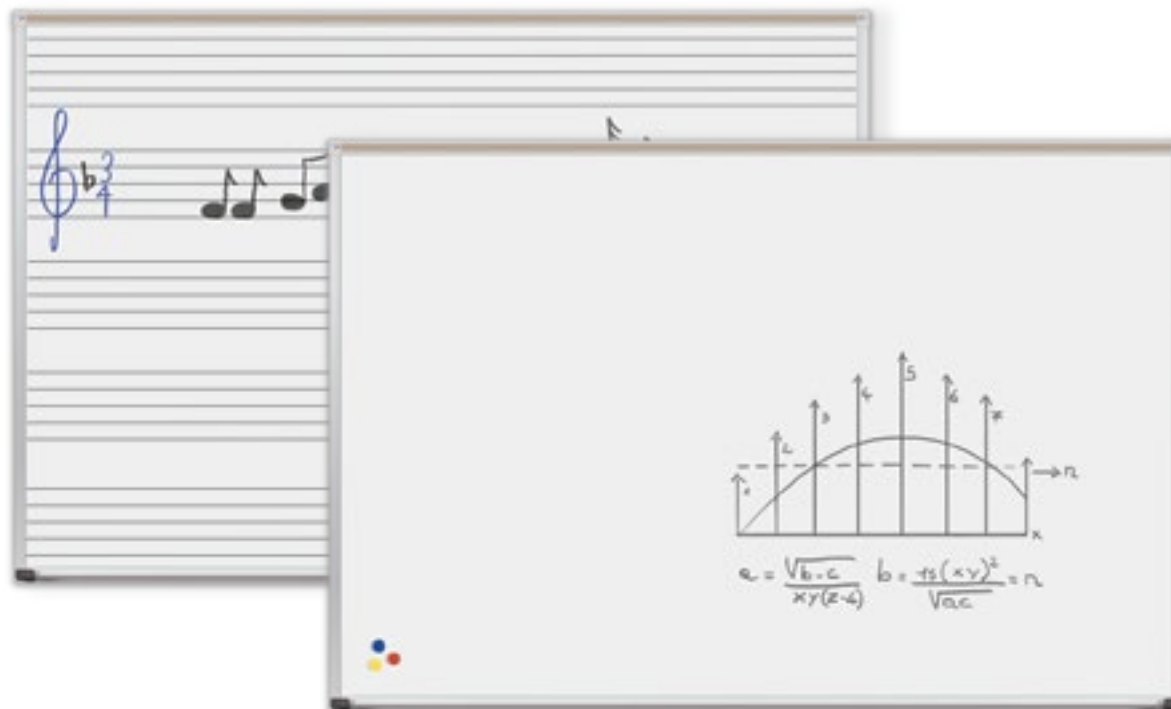
### Standard Includes

- Anodized aluminum trim with 7/8" profile and hairline mitered corners
- Full-length tackable map rail with Colored Cork insert
- Full-length accessory tray with rubber Dura-Safe® end caps

### Options

- Available in multiple standard sizes
- Custom sizing available
- Available in 5'H panel
- Available with screen printed permanent graphics
- Available with upgraded sheet aluminum backer

Part No.	Description	Dimensions	Ship Wt.	Base MSRP
<b>A. Porcelain Steel Whiteboard - Deluxe Aluminum Trim</b>				
202AB	Porcelain Steel Whiteboard - Deluxe Aluminum Trim	2'H × 3'W	20 lbs	\$314.60
202AC	Porcelain Steel Whiteboard - Deluxe Aluminum Trim	3'H × 4'W	36 lbs	\$426.59
202AD	Porcelain Steel Whiteboard - Deluxe Aluminum Trim	4'H × 4'W	69 lbs	\$674.24
202AF	Porcelain Steel Whiteboard - Deluxe Aluminum Trim	4'H × 5'W	84 lbs	\$704.32
202AG	Porcelain Steel Whiteboard - Deluxe Aluminum Trim	4'H × 6'W	94 lbs	\$794.49
202AH	Porcelain Steel Whiteboard - Deluxe Aluminum Trim	4'H × 8'W	120 lbs	\$931.54
202AK	Porcelain Steel Whiteboard - Deluxe Aluminum Trim	4'H × 10'W	146 lbs	\$1,197.60
202AM	Porcelain Steel Whiteboard - Deluxe Aluminum Trim	4'H × 12'W	194 lbs	\$1,281.87
202AP	Porcelain Steel Whiteboard - Deluxe Aluminum Trim	4'H × 16'W	243 lbs	\$1,661.34
<b>B. El Grande Porcelain Steel Whiteboard (5'H Panel) - Deluxe Aluminum Trim</b>				
202AJ	El Grande Porcelain Steel Whiteboard - Deluxe Aluminum Trim	5'H × 8'W	147 lbs	\$1,273.86
202AL	El Grande Porcelain Steel Whiteboard - Deluxe Aluminum Trim	5'H × 10'W	195 lbs	\$1,664.42
202AN	El Grande Porcelain Steel Whiteboard - Deluxe Aluminum Trim	5'H × 12'W	224 lbs	\$1,766.20
202AQ	El Grande Porcelain Steel Whiteboard - Deluxe Aluminum Trim	5'H × 16'W	308 lbs	\$2,332.04
<b>C. Music Line Porcelain Steel Whiteboard - Deluxe Aluminum Trim</b>				
202AG-S1	Music Line Board - Deluxe Aluminum Trim	4'H × 6'W	94 lbs	\$1,009.97
202AH-S1	Music Line Board - Deluxe Aluminum Trim	4'H × 8'W	120 lbs	\$1,214.61



## Porcelain Steel Whiteboard - Series 31 Aluminum Trim

Magnetic porcelain steel whiteboards are engineered for superior color contrast with dry erase markers. Standard gloss dry erase surface provides superior writability and erasability with no ghosting. Reduced surface light distortion enhances visibility to provide optimum eye comfort.

Steel is permanently laminated to a lightweight substrate for stability and durability.

Fifty year limited warranty. SCS Indoor Advantage Gold Certified.

### Technical Information

- A precisely balanced porcelain enamel ground coat is furnace-fused to both sides of 28-gauge (standard) or 24-gauge (custom) steel.
- The first furnace fuses a ground coat of enamel that is heat-softened at approximately 1450°F. The second furnace firing fuses a coat of enamel to the ground coat enamel.
- Color Fusion ceramic top coat is applied providing the desired surface color. Off-white is standard.
- A fade resistant waterproof resin glue bonds the porcelain to a moisture-resistant core and .005" polyester foil backer sheet.

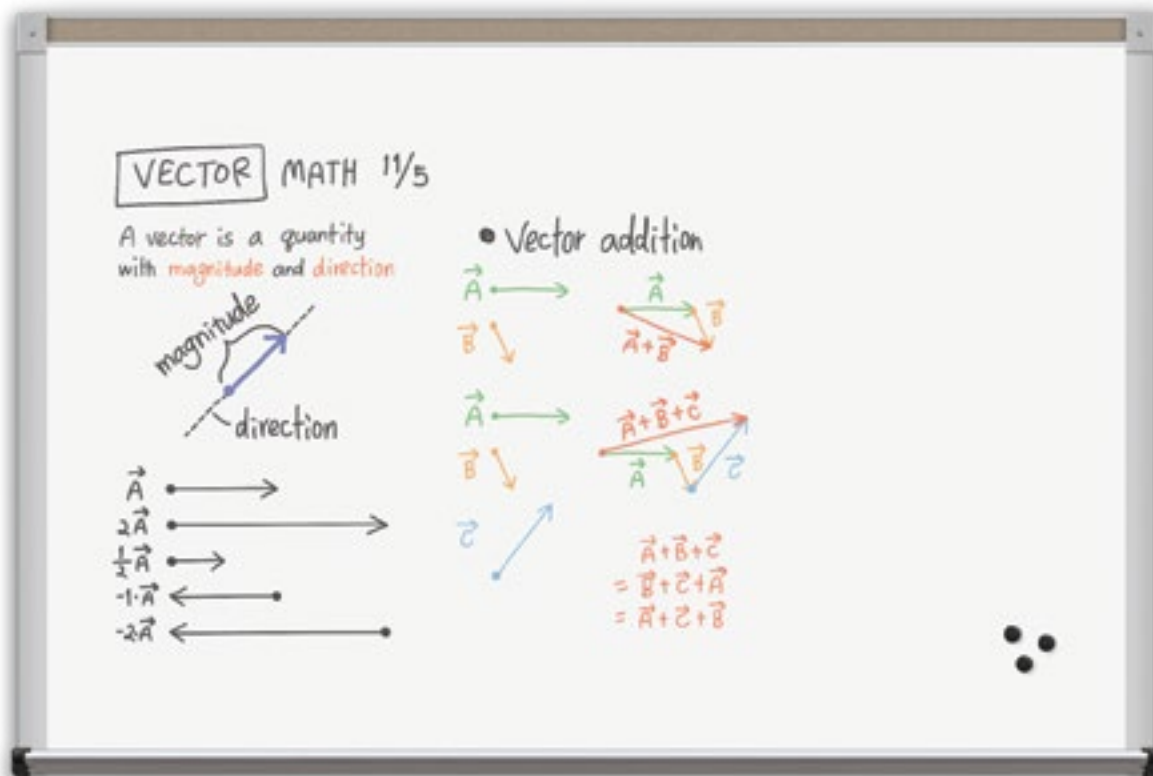
### Standard Includes

- Anodized aluminum trim with 1-3/4" profile and hairline mitered corners
- Full-length 2"H tackable map rail with Colored Cork insert
- Full-length box accessory tray with enclosed end caps

### Options

- Available in multiple standard sizes
- Custom sizing available
- Available in 5'H panel
- Available with screen printed permanent graphics
- Available with upgraded sheet aluminum backer

Part No.	Description	Dimensions	Ship Wt.	Base MSRP
<b>A. Porcelain Steel Whiteboard - Deluxe Aluminum Trim</b>				
2021C	Porcelain Steel Whiteboard - Series 31 Aluminum Trim	3'H x 4'W	36 lbs	CALL
2021D	Porcelain Steel Whiteboard - Series 31 Aluminum Trim	4'H x 4'W	69 lbs	CALL
2021F	Porcelain Steel Whiteboard - Series 31 Aluminum Trim	4'H x 5'W	84 lbs	CALL
2021G	Porcelain Steel Whiteboard - Series 31 Aluminum Trim	4'H x 6'W	94 lbs	CALL
2021H	Porcelain Steel Whiteboard - Series 31 Aluminum Trim	4'H x 8'W	120 lbs	CALL
2021K	Porcelain Steel Whiteboard - Series 31 Aluminum Trim	4'H x 10'W	146 lbs	CALL
2021M	Porcelain Steel Whiteboard - Series 31 Aluminum Trim	4'H x 12'W	194 lbs	CALL
2021P	Porcelain Steel Whiteboard - Series 31 Aluminum Trim	4'H x 16'W	243 lbs	CALL



## Porcelain Steel Whiteboard - Ultra Trim

Magnetic porcelain steel whiteboards are engineered for superior color contrast with dry erase markers. Standard gloss dry erase surface provides superior writability and erasability with no ghosting. Reduced surface light distortion enhances visibility to provide optimum eye comfort.

Steel is permanently laminated to a lightweight substrate for stability and durability.

Fifty year limited warranty. SCS Indoor Advantage Gold Certified.

### Technical Information

- A precisely balanced porcelain enamel ground coat is furnace-fused to both sides of 28-gauge (standard) or 24-gauge (custom) steel.
- The first furnace fuses a ground coat of enamel that is heat-softened at approximately 1450°F. The second furnace firing fuses a coat of enamel to the ground coat enamel.
- Color Fusion ceramic top coat is applied providing the desired surface color. Off-white is standard.
- A fade resistant waterproof resin glue bonds the porcelain to a moisture-resistant core and .005" polyester foil backer sheet.

### Standard Includes

- Anodized aluminum trim with 5/16" profile with plastic corner trim
- Magnetic accessory tray in gray or black to match the trim color selected

### Options

- Available in multiple standard sizes
- Available in silver or black trim
- Custom sizing available
- Available with screen printed permanent graphics
- Available with upgraded sheet aluminum backer

Part No.	Description	Dimensions	Ship Wt.	Base MSRP
<b>A. Porcelain Steel Whiteboard - Ultra Trim (Silver)</b>				
2029B	Porcelain Steel Whiteboard - Ultra Trim (Silver)	2'H x 3'W	20 lbs	\$313.51
2029C	Porcelain Steel Whiteboard - Ultra Trim (Silver)	3'H x 4'W	36 lbs	\$446.01
2029D	Porcelain Steel Whiteboard - Ultra Trim (Silver)	4'H x 4'W	69 lbs	\$674.75
2029G	Porcelain Steel Whiteboard - Ultra Trim (Silver)	4'H x 6'W	94 lbs	\$774.34
2029H	Porcelain Steel Whiteboard - Ultra Trim (Silver)	4'H x 8'W	120 lbs	\$914.24
<b>B. Porcelain Steel Whiteboard - Ultra Trim (Black)</b>				
2028B	Porcelain Steel Whiteboard - Ultra Trim (Black)	2'H x 3'W	20 lbs	\$313.51
2028C	Porcelain Steel Whiteboard - Ultra Trim (Black)	3'H x 4'W	36 lbs	\$446.01
2028D	Porcelain Steel Whiteboard - Ultra Trim (Black)	4'H x 4'W	69 lbs	\$674.75
2028G	Porcelain Steel Whiteboard - Ultra Trim (Black)	4'H x 6'W	94 lbs	\$774.34
2028H	Porcelain Steel Whiteboard - Ultra Trim (Black)	4'H x 8'W	120 lbs	\$914.24



## Porcelain Steel Whiteboard - Presidential Trim

Magnetic porcelain steel whiteboards are engineered for superior color contrast with dry erase markers. Standard gloss dry erase surface provides superior writability and erasability with no ghosting. Reduced surface light distortion enhances visibility to provide optimum eye comfort.

Steel is permanently laminated to a lightweight substrate for stability and durability.

Fifty year limited warranty. SCS Indoor Advantage Gold Certified.

### Technical Information

- A precisely balanced porcelain enamel ground coat is furnace-fused to both sides of 28-gauge (standard) or 24-gauge (custom) steel.
- The first furnace fuses a ground coat of enamel that is heat-softened at approximately 1450°F. The second furnace firing fuses a coat of enamel to the ground coat enamel.
- Color Fusion ceramic top coat is applied providing the desired surface color. Off-white is standard.
- A fade resistant waterproof resin glue bonds the porcelain to a moisture-resistant core and .005" polyester foil backer sheet.

### Standard Includes

- Anodized aluminum trim with injection-molded curved plastic corner pieces
- Magnetic accessory tray in gray or black to match the trim color selected

### Options

- Available in multiple standard sizes
- Available in silver or black trim
- Custom sizing available
- Available with screen printed permanent graphics
- Available with upgraded sheet aluminum backer

Part No.	Description	Dimensions	Ship Wt.	Base MSRP
<b>A. Porcelain Steel Whiteboard - Presidential Trim (Silver)</b>				
2H2PA	Porcelain Steel Whiteboard - Presidential Trim (Silver)	1.5'H x 2'W	10 lbs	\$300.14
2H2PB	Porcelain Steel Whiteboard - Presidential Trim (Silver)	2'H x 3'W	20 lbs	\$353.31
2H2PC	Porcelain Steel Whiteboard - Presidential Trim (Silver)	3'H x 4'W	36 lbs	\$499.90
2H2PD	Porcelain Steel Whiteboard - Presidential Trim (Silver)	4'H x 4'W	69 lbs	\$672.05
2H2PF	Porcelain Steel Whiteboard - Presidential Trim (Silver)	4'H x 5'W	84 lbs	\$708.99
2H2PG	Porcelain Steel Whiteboard - Presidential Trim (Silver)	4'H x 6'W	94 lbs	\$772.17
2H2PH	Porcelain Steel Whiteboard - Presidential Trim (Silver)	4'H x 8'W	120 lbs	\$878.56
<b>B. Porcelain Steel Whiteboard - Presidential Trim (Black)</b>				
2H2PA-T1	Porcelain Steel Whiteboard - Presidential Trim (Black)	1.5'H x 2'W	10 lbs	\$300.14
2H2PB-T1	Porcelain Steel Whiteboard - Presidential Trim (Black)	2'H x 3'W	20 lbs	\$353.31
2H2PC-T1	Porcelain Steel Whiteboard - Presidential Trim (Black)	3'H x 4'W	36 lbs	\$499.90
2H2PD-T1	Porcelain Steel Whiteboard - Presidential Trim (Black)	4'H x 4'W	69 lbs	\$672.05
2H2PF-T1	Porcelain Steel Whiteboard - Presidential Trim (Black)	4'H x 5'W	84 lbs	\$708.99
2H2PG-T1	Porcelain Steel Whiteboard - Presidential Trim (Black)	4'H x 6'W	94 lbs	\$772.17
2H2PH-T1	Porcelain Steel Whiteboard - Presidential Trim (Black)	4'H x 8'W	120 lbs	\$878.56



## Porcelain Steel Whiteboard - ABC Trim

Magnetic porcelain steel whiteboards are engineered for superior color contrast with dry erase markers. Standard gloss dry erase surface provides superior writability and erasability with no ghosting. Reduced surface light distortion enhances visibility to provide optimum eye comfort.

Steel is permanently laminated to a lightweight substrate for stability and durability.

Fifty year limited warranty. SCS Indoor Advantage Gold Certified.

### Technical Information

- A precisely balanced porcelain enamel ground coat is furnace-fused to both sides of 28-gauge (standard) or 24-gauge (custom) steel.
- The first furnace fuses a ground coat of enamel that is heat-softened at approximately 1450°F. The second furnace firing fuses a coat of enamel to the ground coat enamel.
- Color Fusion ceramic top coat is applied providing the desired surface color. Off-white is standard.
- A fade resistant waterproof resin glue bonds the porcelain to a moisture-resistant core and .005" polyester foil backer sheet.

### Standard Includes

- Anodized aluminum trim with 7/8" profile and hairline mitered corners
- Top corners covered with anodized aluminum caps
- Full-length aluminum accessory tray with plastic end caps

### Options

- Available in multiple standard sizes
- Custom sizing available
- Available with screen printed permanent graphics
- Available with upgraded sheet aluminum backer

Part No.	Description	Dimensions	Ship Wt.	Base MSRP
<b>A. Porcelain Steel Whiteboard - ABC Trim</b>				
2H2NA	Porcelain Steel Whiteboard - ABC Trim	1.5'H x 2'W	10 lbs	\$279.17
2H2NB	Porcelain Steel Whiteboard - ABC Trim	2'H x 3'W	20 lbs	\$329.70
2H2NC	Porcelain Steel Whiteboard - ABC Trim	3'H x 4'W	36 lbs	\$472.83
2H2ND	Porcelain Steel Whiteboard - ABC Trim	4'H x 4'W	69 lbs	\$619.37
2H2NF	Porcelain Steel Whiteboard - ABC Trim	4'H x 5'W	84 lbs	\$662.53
2H2NG	Porcelain Steel Whiteboard - ABC Trim	4'H x 6'W	94 lbs	\$721.11
2H2NH	Porcelain Steel Whiteboard - ABC Trim	4'H x 8'W	120 lbs	\$829.57



## Porcelain Steel Whiteboard - ABC Trim + Map Rail

Magnetic porcelain steel whiteboards are engineered for superior color contrast with dry erase markers. Standard gloss dry erase surface provides superior writability and erasability with no ghosting. Reduced surface light distortion enhances visibility to provide optimum eye comfort.

Steel is permanently laminated to a lightweight substrate for stability and durability.

Fifty year limited warranty. SCS Indoor Advantage Gold Certified.

### Technical Information

- A precisely balanced porcelain enamel ground coat is furnace-fused to both sides of 28-gauge (standard) or 24-gauge (custom) steel.
- The first furnace fuses a ground coat of enamel that is heat-softened at approximately 1450°F. The second furnace firing fuses a coat of enamel to the ground coat enamel.
- Color Fusion ceramic top coat is applied providing the desired surface color. Off-white is standard.
- A fade resistant waterproof resin glue bonds the porcelain to a moisture-resistant core and .005" polyester foil backer sheet.

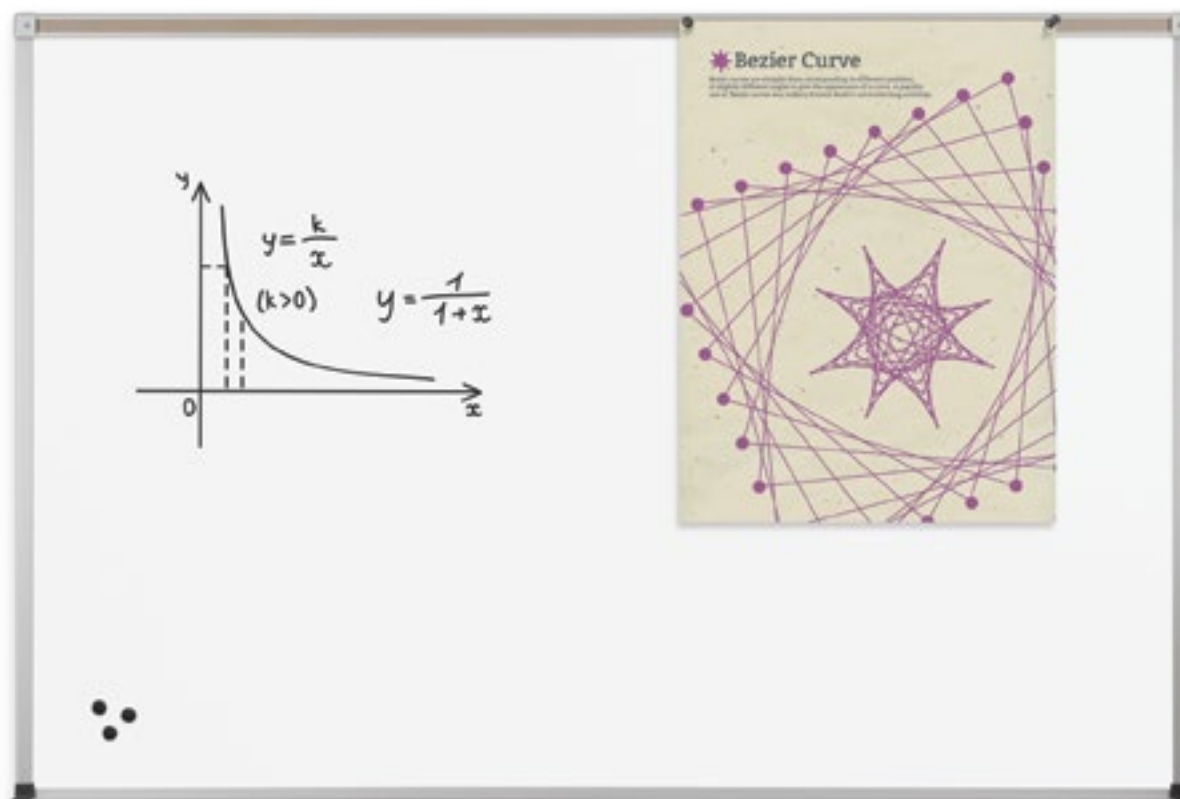
### Standard Includes

- Anodized aluminum trim with 7/8" profile and hairline mitered corners
- Full-length tackable map rail with Colored Cork insert
- Full-length aluminum accessory tray with plastic end caps

### Options

- Available in multiple standard sizes
- Custom sizing available
- Available with screen printed permanent graphics
- Available with upgraded sheet aluminum backer

Part No.	Description	Dimensions	Ship Wt.	Base MSRP
<b>A. Porcelain Steel Whiteboard - ABC Trim + Map Rail</b>				
2H2NA-M	Porcelain Steel Whiteboard - ABC Trim + Map Rail	1'5"H × 2'W	10 lbs	\$285.30
2H2NB-M	Porcelain Steel Whiteboard - ABC Trim + Map Rail	2'H × 3'W	20 lbs	\$323.74
2H2NC-M	Porcelain Steel Whiteboard - ABC Trim + Map Rail	3'H × 4'W	36 lbs	\$490.08
2H2ND-M	Porcelain Steel Whiteboard - ABC Trim + Map Rail	4'H × 4'W	69 lbs	\$620.33
2H2NF-M	Porcelain Steel Whiteboard - ABC Trim + Map Rail	4'H × 5'W	84 lbs	\$667.56
2H2NG-M	Porcelain Steel Whiteboard - ABC Trim + Map Rail	4'H × 6'W	94 lbs	\$736.36
2H2NH-M	Porcelain Steel Whiteboard - ABC Trim + Map Rail	4'H × 8'W	120 lbs	\$846.36



## Dura-Rite® Whiteboard - Deluxe Aluminum Trim

Dura-Rite® Whiteboards provide a wear-resistant and dust-free surface at an affordable price.

HPL gives smooth writability and erasability. Taber tests show dust-free Dura-Rite® lasts up to 125 times as long as standard melamine.

Surface is permanently adhered to an insulation board substrate.

Twenty year limited warranty. SCS Indoor Advantage Gold Certified.

### Technical Information

- Durable specially formulated high pressure laminate surface with excellent writability and erasability.
- Boards are dust-free, and resistant to stains, high temperatures and common detergents and chemical agents.
- A fade-resistant waterproof resin glue bonds the laminate to a durable moisture-resistant core and .005" polyester foil backer sheet.

### Standard Includes

- Anodized aluminum trim with 7/8" profile and hairline mitered corners
- Full-length tackable map rail with Colored Cork insert
- Full-length accessory tray with rubber Dura-Safe® end caps

### Options

- Available in multiple standard sizes
- Custom sizing available
- Available with black trim
- Available with upgraded sheet aluminum backer

Part No.	Description	Dimensions	Ship Wt.	Base MSRP
<b>A. Dura-Rite Whiteboard + Deluxe Aluminum Trim</b>				
212AA	Dura-Rite Whiteboard - Deluxe Aluminum Trim	1.5'H x 2'W	7 lbs	\$243.57
212AB	Dura-Rite Whiteboard - Deluxe Aluminum Trim	2'H x 3'W	13 lbs	\$296.14
212AC	Dura-Rite Whiteboard - Deluxe Aluminum Trim	3'H x 4'W	23 lbs	\$405.18
212AD	Dura-Rite Whiteboard - Deluxe Aluminum Trim	4'H x 4'W	50 lbs	\$503.16
212AF	Dura-Rite Whiteboard - Deluxe Aluminum Trim	4'H x 5'W	61 lbs	\$637.60
212AG	Dura-Rite Whiteboard - Deluxe Aluminum Trim	4'H x 6'W	67 lbs	\$622.52
212AH	Dura-Rite Whiteboard - Deluxe Aluminum Trim	4'H x 8'W	83 lbs	\$678.06



## Dura-Rite® Whiteboard - Presidential Trim

Dura-Rite® Whiteboards provide a wear-resistant and dust-free surface at an affordable price.

HPL gives smooth writability and erasability. Taber tests show dust-free Dura-Rite® lasts up to 125 times as long as standard melamine.

Surface is permanently adhered to an insulation board substrate.

Twenty year limited warranty. SCS Indoor Advantage Gold Certified.

### Technical Information

- Durable specially formulated high pressure laminate surface with excellent writability and erasability.
- Boards are dust-free, and resistant to stains, high temperatures and common detergents and chemical agents.
- A fade-resistant waterproof resin glue bonds the laminate to a durable moisture-resistant core and .005" polyester foil backer sheet.

### Standard Includes

- Anodized aluminum trim with injection-molded curved plastic corner pieces
- Magnetic accessory tray in gray or black to match the trim color selected

### Options

- Available in multiple standard sizes
- Custom sizing available
- Available with silver or black trim
- Available with upgraded sheet aluminum backer

Part No.	Description	Dimensions	Ship Wt.	Base MSRP
<b>A. Dura-Rite Whiteboard + Presidential Trim (Silver)</b>				
212PB	Dura-Rite Whiteboard - Presidential Trim (Silver)	2'H x 3'W	13 lbs	\$287.20
212PC	Dura-Rite Whiteboard - Presidential Trim (Silver)	3'H x 4'W	23 lbs	\$387.78
212PD	Dura-Rite Whiteboard - Presidential Trim (Silver)	4'H x 4'W	50 lbs	\$497.02
212PG	Dura-Rite Whiteboard - Presidential Trim (Silver)	4'H x 6'W	67 lbs	\$582.12
212PH	Dura-Rite Whiteboard - Presidential Trim (Silver)	4'H x 8'W	83 lbs	\$613.51
<b>B. Dura-Rite Whiteboard + Presidential Trim (Black)</b>				
212PB-T1	Dura-Rite Whiteboard - Presidential Trim (Black)	2'H x 3'W	13 lbs	\$287.20
212PC-T1	Dura-Rite Whiteboard - Presidential Trim (Black)	3'H x 4'W	23 lbs	\$387.78
212PD-T1	Dura-Rite Whiteboard - Presidential Trim (Black)	4'H x 4'W	50 lbs	\$497.02
212PG-T1	Dura-Rite Whiteboard - Presidential Trim (Black)	4'H x 6'W	67 lbs	\$582.12
212PH-T1	Dura-Rite Whiteboard - Presidential Trim (Black)	4'H x 8'W	83 lbs	\$613.51





## Dura-Rite® Whiteboard - ABC Trim

Dura-Rite® Whiteboards provide a wear-resistant and dust-free surface at an affordable price.

HPL gives smooth writability and erasability. Taber tests show dust-free Dura-Rite® lasts up to 125 times as long as standard melamine.

Surface is permanently adhered to an insulation board substrate.

Twenty year limited warranty. SCS Indoor Advantage Gold Certified.

### Technical Information

- Durable specially formulated high pressure laminate surface with excellent writability and erasability.
- Boards are dust-free, and resistant to stains, high temperatures and common detergents and chemical agents.
- A fade-resistant waterproof resin glue bonds the laminate to a durable moisture-resistant core and .005" polyester foil backer sheet.

### Standard Includes

- Anodized aluminum trim with 7/8" profile and hairline mitered corners
- Top corners covered with anodized aluminum caps
- Full-length aluminum accessory tray with plastic end caps

### Options

- Available in multiple standard sizes
- Custom sizing available
- Available with upgraded sheet aluminum backer

Part No.	Description	Dimensions	Ship Wt.	Base MSRP
<b>A. Dura-Rite Whiteboard + ABC Trim</b>				
212NB	Dura-Rite Whiteboard - ABC Trim	2'H x 3'W	13 lbs	\$287.98
212NC	Dura-Rite Whiteboard - ABC Trim	3'H x 4'W	23 lbs	\$387.88
212ND	Dura-Rite Whiteboard - ABC Trim	4'H x 4'W	50 lbs	\$490.63
212NG	Dura-Rite Whiteboard - ABC Trim	4'H x 6'W	67 lbs	\$590.92
212NH	Dura-Rite Whiteboard - ABC Trim	4'H x 8'W	83 lbs	\$642.60



## Magne-Rite Whiteboard - Deluxe Aluminum Trim

Magne-Rite boards feature a magnetic dry erase surface made with powder-coated steel, specially engineered for exceptionally smooth writability.

Glossy surface erases cleanly with no ghosting and provides excellent color contrast with markers. Double-coated surface enhances quality and durability.

Ten year limited warranty. SCS Indoor Advantage Gold Certified.

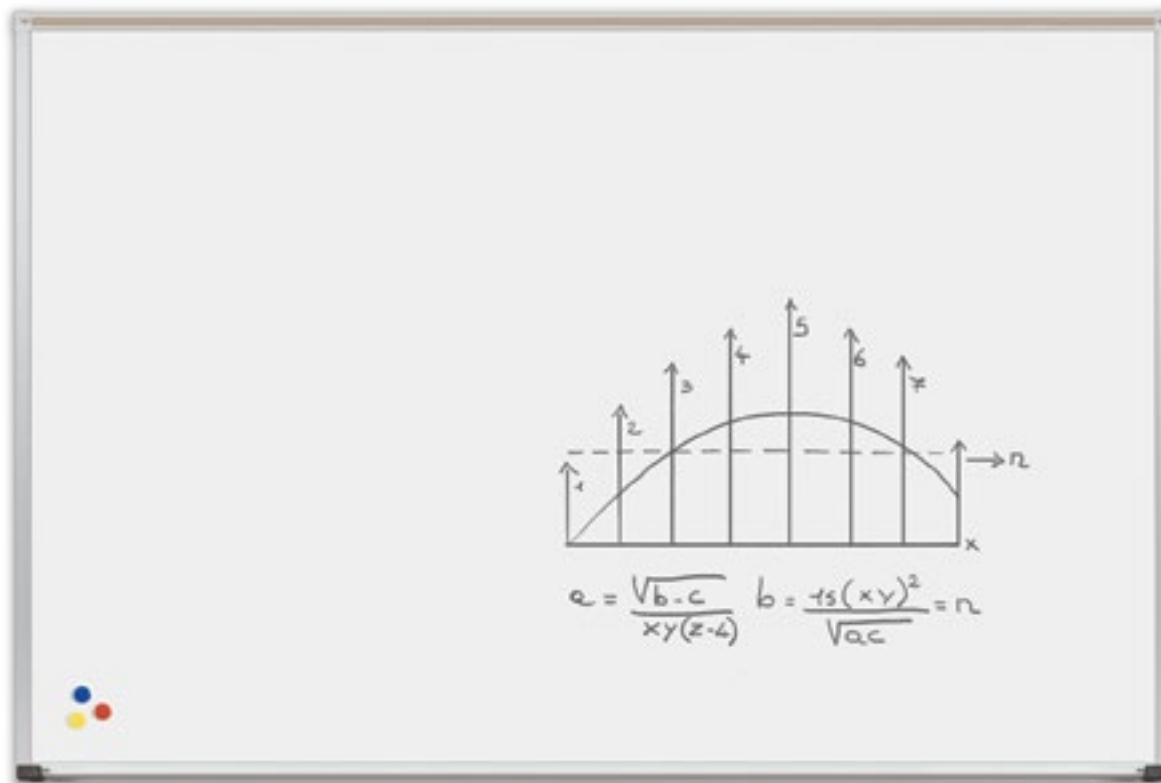
### Standard Includes

- Anodized aluminum trim with 7/8" profile and hairline mitered corners
- Full-length tackable map rail with Colored Cork insert
- Full-length accessory tray with rubber Dura-Safe® end caps

### Options

- Available in multiple standard sizes
- Custom sizing available

Part No.	Description	Dimensions	Ship Wt.	Base MSRP
<b>A. Magne-Rite Whiteboard - Deluxe Aluminum Trim</b>				
219AA	Magne-Rite Whiteboard - Deluxe Aluminum Trim	1.5'H x 2'W	8 lbs	\$256.46
219AB	Magne-Rite Whiteboard - Deluxe Aluminum Trim	2'H x 3'W	15 lbs	\$272.03
219AC	Magne-Rite Whiteboard - Deluxe Aluminum Trim	3'H x 4'W	24 lbs	\$344.49
219AD	Magne-Rite Whiteboard - Deluxe Aluminum Trim	4'H x 4'W	60 lbs	\$467.12
219AG	Magne-Rite Whiteboard - Deluxe Aluminum Trim	4'H x 6'W	69 lbs	\$515.78
219AH	Magne-Rite Whiteboard - Deluxe Aluminum Trim	4'H x 8'W	88 lbs	\$605.96



## Magne-Rite Whiteboard - Presidential Trim

Magne-Rite boards feature a magnetic dry erase surface made with powder-coated steel, specially engineered for exceptionally smooth writability.

Glossy surface erases cleanly with no ghosting and provides excellent color contrast with markers. Double-coated surface enhances quality and durability.

Ten year limited warranty. SCS Indoor Advantage Gold Certified.

### Standard Includes

- Anodized aluminum trim with injection-molded curved plastic corner pieces
- Magnetic accessory tray in gray or black to match the trim color selected

### Options

- Available in multiple standard sizes
- Custom sizing available
- Trim available in silver or black

Part No.	Description	Dimensions	Ship Wt.	Base MSRP
<b>A. Magne-Rite Whiteboard - Presidential Trim (Silver)</b>				
219PB	Magne-Rite Whiteboard - Presidential Trim (Silver)	2'H x 3'W	15 lbs	\$296.06
219PC	Magne-Rite Whiteboard - Presidential Trim (Silver)	3'H x 4'W	24 lbs	\$332.45
219PD	Magne-Rite Whiteboard - Presidential Trim (Silver)	4'H x 4'W	60 lbs	\$469.97
219PG	Magne-Rite Whiteboard - Presidential Trim (Silver)	4'H x 6'W	69 lbs	\$505.10
219PH	Magne-Rite Whiteboard - Presidential Trim (Silver)	4'H x 8'W	88 lbs	\$577.65
<b>B. Magne-Rite Whiteboard - Presidential Trim (Black)</b>				
219PB-T1	Magne-Rite Whiteboard - Presidential Trim (Black)	2'H x 3'W	15 lbs	\$296.06
219PC-T1	Magne-Rite Whiteboard - Presidential Trim (Black)	3'H x 4'W	24 lbs	\$332.45
219PD-T1	Magne-Rite Whiteboard - Presidential Trim (Black)	4'H x 4'W	60 lbs	\$469.97
219PG-T1	Magne-Rite Whiteboard - Presidential Trim (Black)	4'H x 6'W	69 lbs	\$505.10
219PH-T1	Magne-Rite Whiteboard - Presidential Trim (Black)	4'H x 8'W	88 lbs	\$577.65



## Magne-Rite Whiteboard - ABC Trim

Magne-Rite boards feature a magnetic dry erase surface made with powder-coated steel, specially engineered for exceptionally smooth writability.

Glossy surface erases cleanly with no ghosting and provides excellent color contrast with markers. Double-coated surface enhances quality and durability.

Ten year limited warranty. SCS Indoor Advantage Gold Certified.


### Standard Includes

- Anodized aluminum trim with 7/8" profile and hairline mitered corners
- Top corners covered with anodized aluminum caps
- Full-length aluminum accessory tray with plastic end caps

### Options

- Available in multiple standard sizes
- Custom sizing available

Part No.	Description	Dimensions	Ship Wt.	Base MSRP
<b>A. Magne-Rite Whiteboard - ABC Trim</b>				
219NB	Magne-Rite Whiteboard - ABC Trim	2'H x 3'W	15 lbs	\$272.50
219NC	Magne-Rite Whiteboard - ABC Trim	3'H x 4'W	24 lbs	\$330.08
219ND	Magne-Rite Whiteboard - ABC Trim	4'H x 4'W	60 lbs	\$457.25
219NG	Magne-Rite Whiteboard - ABC Trim	4'H x 6'W	69 lbs	\$488.21
219NH	Magne-Rite Whiteboard - ABC Trim	4'H x 8'W	88 lbs	\$573.41



## TuF-Rite™ Whiteboard - ABC Trim

TuF-Rite™ dry erase whiteboard surface provides a vast improvement over standard economy melamine boards. Thermal fuse technology improves erasability and lasts up to three times as long.

Five year limited warranty. SCS Indoor Advantage Gold Certified.

### Standard Includes


- Anodized aluminum trim with 7/8" profile and hairline mitered corners
- Top corners covered with anodized aluminum caps
- Full-length aluminum accessory tray with plastic end caps

### Options

- Available in multiple standard sizes
- Custom sizing available

Part No.	Description	Dimensions	Ship Wt.	Base MSRP
<b>A. TuF-Rite Whiteboard - ABC Trim</b>				
2H1NG	TuF-Rite Whiteboard - ABC Trim	4'H × 6'W	62 lbs	\$336.00
2H1NH	TuF-Rite Whiteboard - ABC Trim	4'H × 8'W	77 lbs	\$329.00

**DISCONTINUED: Available while supplies last!**



## TuF-Rite™ Whiteboard - ABC Trim + Map Rail

TuF-Rite™ dry erase whiteboard surface provides a vast improvement over standard economy melamine boards. Thermal fuse technology improves erasability and lasts up to three times as long.

Five year limited warranty. SCS Indoor Advantage Gold Certified.

### Standard Includes

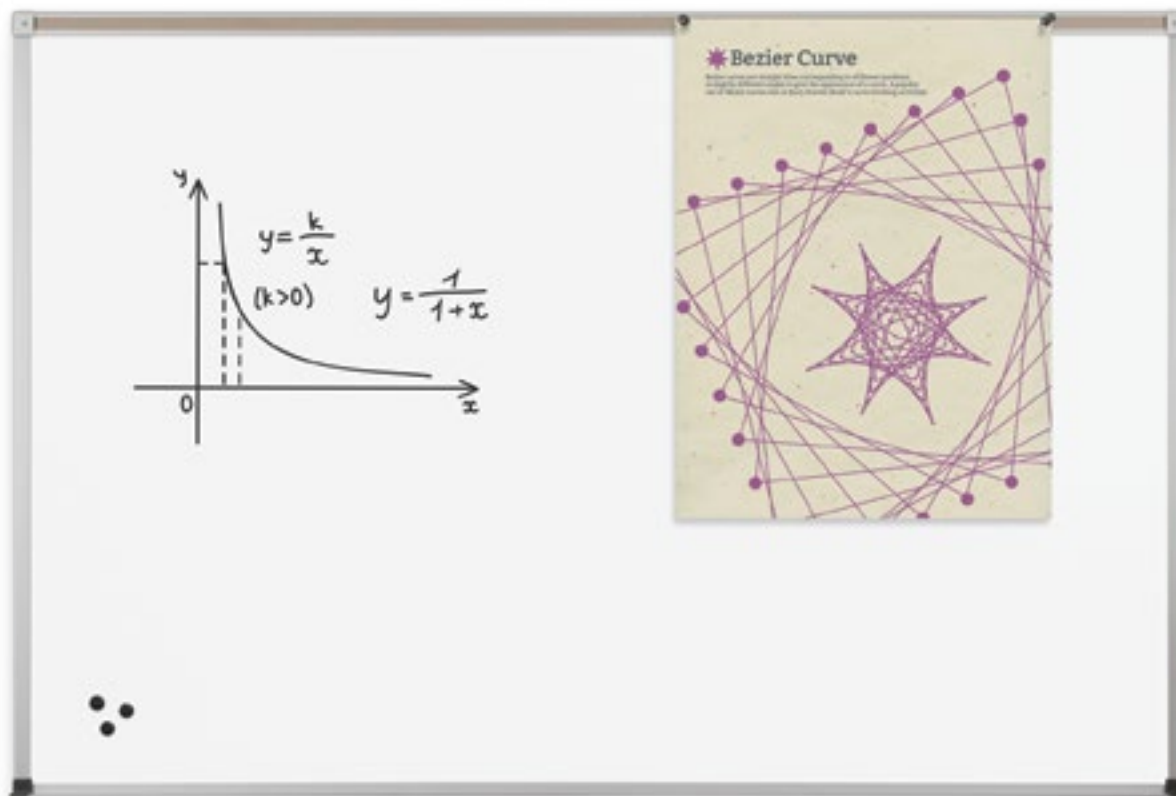
- Anodized aluminum trim with 7/8" profile and hairline mitered corners
- Full-length tackable map rail with Colored Cork insert
- Full-length aluminum accessory tray with plastic end caps

### Options

- Available in multiple standard sizes
- Custom sizing available

Part No.	Description	Dimensions	Ship Wt.	Base MSRP
<b>A. TuF-Rite Whiteboard - ABC Trim + Map Rail</b>				
2H1AA	TuF-Rite Whiteboard - ABC Trim + Map Rail	1.5'H × 2'W	5 lbs	\$118.10
2H1AB	TuF-Rite Whiteboard - ABC Trim + Map Rail	2'H × 3'W	12 lbs	\$138.40
2H1AC	TuF-Rite Whiteboard - ABC Trim + Map Rail	3'H × 4'W	22 lbs	\$191.25
2H1AD	TuF-Rite Whiteboard - ABC Trim + Map Rail	4'H × 4'W	35 lbs	\$287.61
2H1AF	TuF-Rite Whiteboard - ABC Trim + Map Rail	4'H × 5'W	60 lbs	\$326.44
2H1AG	TuF-Rite Whiteboard - ABC Trim + Map Rail	4'H × 6'W	62 lbs	\$346.46
2H1AH	TuF-Rite Whiteboard - ABC Trim + Map Rail	4'H × 8'W	77 lbs	\$356.59

**DISCONTINUED: Available while supplies last!**



## Horizontal Sliding Board

Horizontal Sliding Boards save wall space and add functional board surface. Customizable boards feature panels that slide on a smooth track system.

Lightweight core material and precise alignment of the tracks ensure easy operation. Choose from two-, three-, or four-track systems.

SCS Indoor Advantage Gold Certified. Manufactured in the US of foreign and domestic materials.

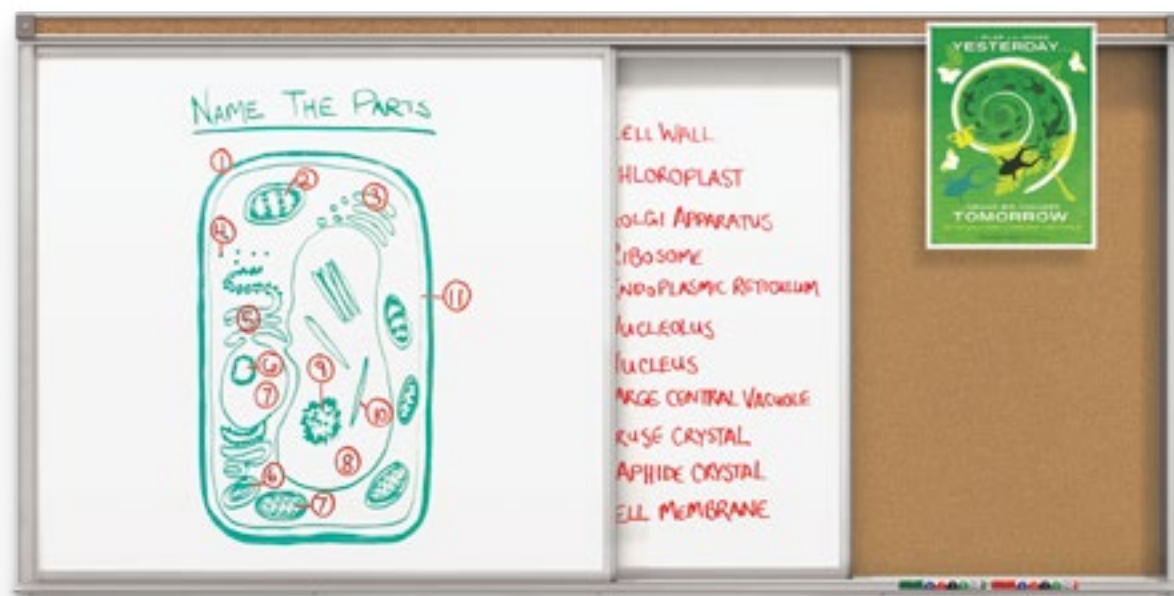
### Standard Includes

- Framed with heavy gauge anodized aluminum tubing
- Full-length tackable map rail with Colored Cork insert included
- Full-length accessory tray with rubber Dura-Safe® end caps included

### Options

- Available in multiple standard sizes
- Panels are 4'H and available from 6' to 20'W
- Two-, three-, or four-track systems available
- Custom sizing available
- Available with screen printed permanent graphics
- Available in porcelain steel markerboard or any tackable surface

Part No.	Description	Dimensions	Ship Wt.	Base MSRP
<b>A. Horizontal Sliding Board</b>				
822HH	Horizontal Sliding Board (2 Track / 2 Panel) – Porcelain Whiteboard	4'H × 8'W	350 lbs	\$2,753.69
822HM	Horizontal Sliding Board (2 Track / 2 Panel) – Porcelain Whiteboard	4'H × 12'W	510 lbs	\$3,736.99
824HH	Horizontal Sliding Board (4 Track / 4 Panel) – Porcelain Whiteboard	4'H × 8'W	415 lbs	\$4,260.63
824HM	Horizontal Sliding Board (4 Track / 4 Panel) – Porcelain Whiteboard	4'H × 12'W	620 lbs	\$5,299.68



## Compass Porcelain Steel Lapboard + Accessories

Magnetic porcelain steel whiteboards are engineered for superior color contrast with dry erase markers. Standard gloss dry erase surface provides superior writability and erasability with no ghosting. Reduced surface light distortion enhances visibility to provide optimum eye comfort.

Steel is permanently laminated to a lightweight substrate for stability and durability.

SCS Indoor Advantage Gold Certified.

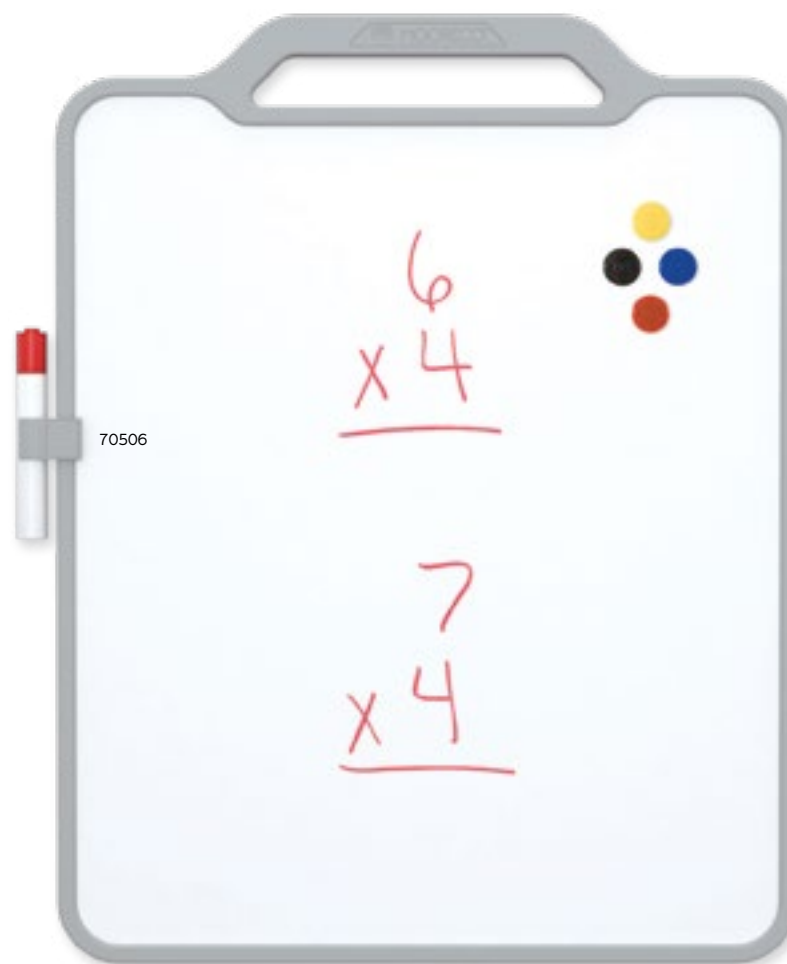
### Technical Information

- A precisely balanced porcelain enamel ground coat is furnace-fused to both sides of 24-gauge steel.
- The first furnace fuses a ground coat of enamel that is heat-softened at approximately 1450°F. The second furnace firing fuses a coat of enamel to the ground coat enamel.
- Color Fusion ceramic top coat is applied providing the desired surface color. Off-white is standard.
- A fade resistant waterproof resin glue bonds the porcelain to a moisture-resistant core and .005" polyester foil backer sheet.

### Standard Includes

- Compact magnetic porcelain steel hand held panels sold in set of four.
- Accessories include marker trays, marker clips, clamp mounts for desktop use (fit desktops from 3/4" to 1-3/4" thick), and wall mounts.
- Please note for use with Compass Tables: the desktop clamp mount will only fit on the 72"W tables.

Part No.	Description	Dimensions	Ship Wt.	Base MSRP
<b>A. Compass Porcelain Steel Lapboard</b>				
70501	Compass Porcelain Steel Lapboard (set of 4)	23"H × 18"W × .5"D	16 lbs	\$610.73
<b>B. Compass Porcelain Steel Lapboard Accessories</b>				
70502	Docking Channel	2.3"H × 1.1"W × 6"D	2 lbs	\$23.10
70503	Single Docking Channel + Double Marker Tray	2.2"H × 6"W × 6.5"D	2 lbs	\$34.65
70504	Double Docking Channel + Marker Tray	2.2"H × 6"W × 4"D	2 lbs	\$28.88
70505	Wall Mount	3.3"H × 7"W × 3"D	2 lbs	\$23.10
70506	Marker Clip	1"H × 1.5"D	2 lbs	\$40.43
70507	Desktop Clamp Mount	5.9"H × 6"W × 2.8"D	2 lbs	\$46.20





## Economy Lapboard

Available in handy sets of 24 for any size classroom, Economy Lapboards make student interaction and group activities positive and fun.

Featuring a lightweight and easy to use dry erase surface measuring 9"H x 12"W, the board is perfect for spelling practice, math, games, or any other group activity.

Slim size makes easy and compact storage.

SCS Indoor Advantage Gold Certified.

Part No.	Description	Dimensions	Ship Wt.	Base MSRP
<b>A. Economy Lapboard</b>				
629-24	Economy Lapboard (24)	9"H x 12"W	10 lbs	\$100.28



## Insight® Low Iron Magnetic Glass Board

Dramatic glass style meets dynamic versatility with the elegant and modern Insight Magnetic Glass Board in low iron white. Add seamless style to any environment with low iron glass and sleek concealed hanging system, providing a minimalist element to your workspace.

Tempered safety glass provides smooth writability with unparalleled erasability. White glass is low iron, which greatly reduces the green cast of regular glass, providing a more true white coloration.

Durable steel backing allows the board to accept rare earth magnets.

Compatible with any dry erase or wet erase marker, grease pen, etc. and easily cleans without ghosting or staining.

Can be hung horizontally or vertically.

Fifty year limited warranty. SCS Indoor Advantage Gold Certified.

### Standard Includes

- Concealed mounting devices
- Glass accessory tray, set of rare earth magnets, and eraser cloth

### Options

- Available in multiple standard sizes
- Customizable graphics available
- Customizable color available

Part No.	Description	Dimensions	Ship Wt.	Base MSRP
<b>A. Insight Low Iron Magnetic Glass Board</b>				
83908	Insight Low Iron Magnetic Glass Whiteboard – Gloss White	35.4"H × 47.2"W	42 lbs	\$444.86
83911	Insight Low Iron Magnetic Glass Whiteboard – Gloss White	47.2"H × 47.2"W	65 lbs	\$581.10
83906	Insight Low Iron Magnetic Glass Whiteboard – Gloss White	47.2"H × 59.7"W	75 lbs	\$700.09
83909	Insight Low Iron Magnetic Glass Whiteboard – Gloss White	47.2"H × 70.9"W	88 lbs	\$787.16
83910	Insight Low Iron Magnetic Glass Whiteboard – Gloss White	47.2"H × 94.5"W	104 lbs	\$1,019.10



## Visionary® Magnetic Glass Board

Modernize your space with a functional and contemporary image. Visionary® magnetic glass boards provide the best of a quality whiteboard with smart style.

Tempered safety glass ideal for use in any environment. Compatible with any dry or wet erase marker, chalk marker, grease pen, etc. Easily cleans without ghosting or staining. Accepts rare earth magnets.

Attractive stainless steel mounting standoffs.

Includes aluminum accessory tray and set of magnets.

Fifty year limited warranty. SCS Indoor Advantage Gold Certified.

### Standard Includes

- Stainless steel mounting devices
- Aluminum accessory tray, set of rare earth magnets, and eraser cloth

### Options

- Available in multiple standard sizes
- Available standard in gloss white
- Customizable graphics available
- Customizable color available
- Glass accessory tray

Part No.	Description	Dimensions	Ship Wt.	Base MSRP
<b>A. Visionary Magnetic Glass Board (Gloss White)</b>				
83843	Visionary Magnetic Glass Board (Gloss White)	23.6"H × 35.4"W	19 lbs	\$192.02
83844	Visionary Magnetic Glass Board (Gloss White)	35.4"H × 47.2"W	42 lbs	\$349.21
83841	Visionary Magnetic Glass Board (Gloss White)	47.2"H × 47.2"W	46 lbs	\$446.84
83845	Visionary Magnetic Glass Board (Gloss White)	47.2"H × 70.9"W	79 lbs	\$676.23
83846	Visionary Magnetic Glass Board (Gloss White)	47.2"H × 94.5"W	104 lbs	\$824.74



## Visionary® Hierarchy Magnetic Glass Board

Modernize your space with a functional and contemporary image. Visionary® magnetic glass boards provide the best of a quality whiteboard with smart style.

Tempered safety glass ideal for use in any environment. Compatible with any dry or wet erase marker, chalk marker, grease pen, etc. Easily cleans without ghosting or staining. Accepts rare earth magnets.

Attractive stainless steel mounting standoffs.

Includes aluminum accessory tray and set of magnets.

Fifty year limited warranty. SCS Indoor Advantage Gold Certified.

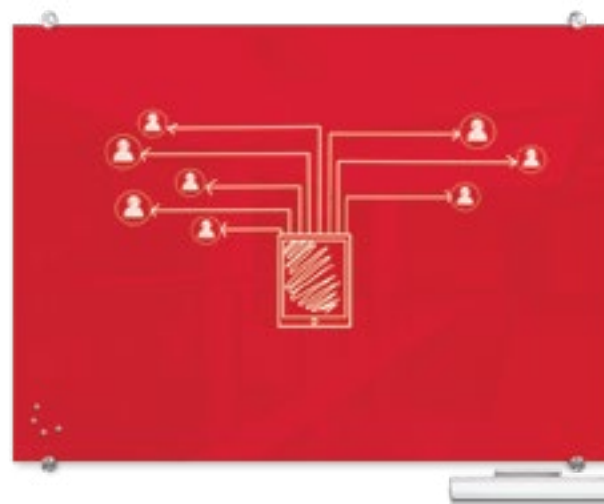
### Standard Includes

- Stainless steel mounting devices
- Aluminum accessory tray, set of rare earth magnets, and eraser cloth

### Options

- Available in multiple standard sizes
- Available in multiple colors (see p. 16 for swatches)
- Customizable graphics available
- Customizable color available
- Glass accessory tray

Part No.	Description	Dimensions	Ship Wt.	Base MSRP
<b>A. Visionary Hierarchy Magnetic Glass Board (3' x 4')</b>				
83844-RED	Visionary Hierarchy Magnetic Glass Board (Red)	35.4"H x 47.2"W	42 lbs	\$375.88
83844-ORANGE	Visionary Hierarchy Magnetic Glass Board (Orange)	35.4"H x 47.2"W	42 lbs	\$375.88
83844-YELLOW	Visionary Hierarchy Magnetic Glass Board (Yellow)	35.4"H x 47.2"W	42 lbs	\$375.88
83844-GREEN	Visionary Hierarchy Magnetic Glass Board (Green)	35.4"H x 47.2"W	42 lbs	\$375.88
83844-BLUE	Visionary Hierarchy Magnetic Glass Board (Blue)	35.4"H x 47.2"W	42 lbs	\$375.88
83844-NAVY	Visionary Hierarchy Magnetic Glass Board (Navy)	35.4"H x 47.2"W	42 lbs	\$375.88
83844-PURPLE	Visionary Hierarchy Magnetic Glass Board (Purple)	35.4"H x 47.2"W	42 lbs	\$375.88
<b>B. Visionary Hierarchy Magnetic Glass Board (4' x 6')</b>				
83845-RED	Visionary Hierarchy Magnetic Glass Board (Red)	47.2"H x 70.9"W	79 lbs	\$730.19
83845-ORANGE	Visionary Hierarchy Magnetic Glass Board (Orange)	47.2"H x 70.9"W	79 lbs	\$730.19
83845-YELLOW	Visionary Hierarchy Magnetic Glass Board (Yellow)	47.2"H x 70.9"W	79 lbs	\$730.19
83845-GREEN	Visionary Hierarchy Magnetic Glass Board (Green)	47.2"H x 70.9"W	79 lbs	\$730.19
83845-BLUE	Visionary Hierarchy Magnetic Glass Board (Blue)	47.2"H x 70.9"W	79 lbs	\$730.19
83845-NAVY	Visionary Hierarchy Magnetic Glass Board (Navy)	47.2"H x 70.9"W	79 lbs	\$730.19
83845-PURPLE	Visionary Hierarchy Magnetic Glass Board (Purple)	47.2"H x 70.9"W	79 lbs	\$730.19
<b>C. Visionary Hierarchy Magnetic Glass Board (4' x 8')</b>				
83846-RED	Visionary Hierarchy Magnetic Glass Board (Red)	47.2"H x 94.5"W	104 lbs	\$896.63
83846-ORANGE	Visionary Hierarchy Magnetic Glass Board (Orange)	47.2"H x 94.5"W	104 lbs	\$896.63
83846-YELLOW	Visionary Hierarchy Magnetic Glass Board (Yellow)	47.2"H x 94.5"W	104 lbs	\$896.63
83846-GREEN	Visionary Hierarchy Magnetic Glass Board (Green)	47.2"H x 94.5"W	104 lbs	\$896.63
83846-BLUE	Visionary Hierarchy Magnetic Glass Board (Blue)	47.2"H x 94.5"W	104 lbs	\$896.63
83846-NAVY	Visionary Hierarchy Magnetic Glass Board (Navy)	47.2"H x 94.5"W	104 lbs	\$896.63
83846-PURPLE	Visionary Hierarchy Magnetic Glass Board (Purple)	47.2"H x 94.5"W	104 lbs	\$896.63



## Visionary® Magnetic Glass Board + Exo Tray System

Modernize your space with a functional and contemporary image. Visionary® magnetic glass boards provide the best of a quality whiteboard with smart style.

Tempered safety glass ideal for use in any environment. Compatible with any dry or wet erase marker, chalk marker, grease pen, etc. Easily cleans without ghosting or staining. Accepts rare earth magnets.

Includes anodized aluminum Exo tray system for integrated mounting and accessory storage.

Fifty year limited warranty. SCS Indoor Advantage Gold Certified.


### Standard Includes

- Anodized aluminum Exo tray system
- Set of rare earth magnets and eraser cloth

### Options

- Available in multiple standard sizes
- Customizable graphics available
- Customizable color available

Part No.	Description	Dimensions	Ship Wt.	Base MSRP
<b>A. Visionary Magnetic Glass Board + Exo Tray System (Gloss White)</b>				
83843-1X576	Visionary Magnetic Glass Board + Exo Tray System (Gloss White)	23.6"H × 35.4"W	19 lbs	\$303.83
83844-1X576	Visionary Magnetic Glass Board + Exo Tray System (Gloss White)	35.4"H × 47.2"W	42 lbs	\$496.27
83845-2X576	Visionary Magnetic Glass Board + Exo Tray System (Gloss White)	47.2"H × 70.9"W	79 lbs	\$959.58
83846-2X576	Visionary Magnetic Glass Board + Exo Tray System (Gloss White)	47.2"H × 94.5"W	105 lbs	\$1,148.54



## Framed Magnetic Glass Board

Modernize your classroom with a functional and contemporary image. Framed magnetic glass boards provide the best of a quality whiteboard with smart style.

Tempered safety glass ideal for use in any environment.

Compatible with any dry or wet erase marker, grease pen, etc. Easily cleans without ghosting or staining. Accepts rare earth magnets.

Fifty year limited warranty. SCS Indoor Advantage Gold Certified.

### Standard Includes

- Anodized aluminum trim with 1-3/32" profile with hairline mitered corners
- Trim is designed with vinyl glazing so that the aluminum does not contact the glass at all
- Trim corners are mitered and attached with friction locks
- Full-length tackable map rail with Colored Cork insert
- Full-length accessory tray with rubber Dura-Safe® end caps
- Set of rare earth magnets and eraser cloth

### Options

- Available in multiple standard sizes
- Available standard in gloss white
- Customizable graphics available
- Customizable color available

Part No.	Description	Dimensions	Ship Wt.	Base MSRP
<b>Framed Magnetic Glass Board (Gloss White)</b>				
14800	Framed Magnetic Glass Board (Gloss White)	35.4"H × 47.2"W	51 lbs	\$847.93
14801	Framed Magnetic Glass Board (Gloss White)	47.2"H × 70.9"W	90 lbs	\$1,208.84
14802	Framed Magnetic Glass Board (Gloss White)	47.2"H × 94.5"W	120 lbs	\$1,466.09



## Rapport Basic Series Glass Wall

Transform your old whiteboards and walls with the new Rapport Basic Series Glass Wall panel system. Rapport is engineered to incorporate the best qualities of magnetic glass markerboards with a modular full wall whiteboard ensemble.

Rapport will modernize and elevate your walls instantly with smart style and functional whiteboard space, ideal for communication, collaboration, and creativity. Create a user-friendly and inviting room-sized presentation surface.

Tempered safety glass is suited for use in any environment, from industrial to classroom and everything in between. Steel-backed glass accepts rare earth magnets.

Glass is available standard in gloss white, gloss black, or in any of our seven Hierarchy glass colors. Create one sleek monochrome wall, or mix and match for a custom appearance.

Fifty year limited warranty. SCS Indoor Advantage Gold Certified.

**Note:** Because of the construction of the glass boards, there is no way to accommodate cut outs for outlets or light switches. Please take this into consideration when planning your glass wall mounting locations.

### Standard Includes

- Stainless steel mounting standoffs along the top
- Full-length aluminum accessory tray along the bottom
- Set of rare earth magnets and eraser cloth

### Options

- Available in multiple standard sizes
- Available in gloss white, gloss black, low iron white (upcharge applies), or any standard Hierarchy glass color (see p. 16 for swatches)
- Customizable graphics available
- Customizable color available

Part No.	Description	Dimensions	Ship Wt.	Base MSRP
<b>A. Rapport Basic Series Glass Wall (Gloss White)</b>				
GWA406-GLOSSWHITE	Rapport Basic Series Glass Wall (Gloss White)	4'H × 6'W	79 lbs	\$1,098.17
GWA408-GLOSSWHITE	Rapport Basic Series Glass Wall (Gloss White)	4'H × 8'W	104 lbs	\$1,306.93
GWA412-GLOSSWHITE	Rapport Basic Series Glass Wall (Gloss White)	4'H × 12'W	170 lbs	\$2,007.59
GWA416-GLOSSWHITE	Rapport Basic Series Glass Wall (Gloss White)	4'H × 16'W	224 lbs	\$2,429.37
<b>B. Rapport Basic Series Glass Wall (Specify Color)</b>				
GWA406-COLOR	Rapport Basic Series Glass Wall (Specify Color)	4'H × 6'W	79 lbs	\$1,152.12
GWA408-COLOR	Rapport Basic Series Glass Wall (Specify Color)	4'H × 8'W	104 lbs	\$1,363.22
GWA412-COLOR	Rapport Basic Series Glass Wall (Specify Color)	4'H × 12'W	170 lbs	\$2,128.50
GWA416-COLOR	Rapport Basic Series Glass Wall (Specify Color)	4'H × 16'W	224 lbs	\$2,573.15
<b>C. Rapport Basic Series Glass Wall (Low Iron White)</b>				
GWA406-WHITE	Rapport Basic Series Glass Wall (Low Iron White)	4'H × 6'W	79 lbs	\$1,229.27
GWA408-WHITE	Rapport Basic Series Glass Wall (Low Iron White)	4'H × 8'W	104 lbs	\$1,530.97
GWA412-WHITE	Rapport Basic Series Glass Wall (Low Iron White)	4'H × 12'W	170 lbs	\$2,269.79
GWA416-WHITE	Rapport Basic Series Glass Wall (Low Iron White)	4'H × 16'W	224 lbs	\$2,818.09



## Liso Classroom Series Glass Wall

Transform your old whiteboards and walls with the new Liso Classroom Series Glass Wall panel system. Liso is engineered to incorporate the best qualities of magnetic glass markerboards with a modular full wall whiteboard ensemble.

Liso will modernize and elevate your walls instantly with smart style and functional whiteboard space, ideal for communication, collaboration, and creativity. Create a user-friendly and inviting room-sized presentation surface.

Tempered safety glass is suited for use in any environment, from industrial to classroom and everything in between. Steel-backed glass accepts rare earth magnets.

Glass is available standard in gloss white, gloss black, or in any of our seven Hierarchy glass colors. Create one sleek monochrome wall, or mix and match for a custom appearance.

Fifty year limited warranty. SCS Indoor Advantage Gold Certified.

**Note:** Because of the construction of the glass boards, there is no way to accommodate cut outs for outlets or light switches. Please take this into consideration when planning your glass wall mounting locations.

### Standard Includes

- Full-length tackable map rail along the top edge
- Full-length anodized aluminum accessory tray along the bottom
- Set of rare earth magnets and eraser cloth

### Options

- Available in multiple standard sizes
- Available in gloss white, gloss black, low iron white (upcharge applies), or any standard Hierarchy glass color (see p. 16 for swatches)
- Customizable graphics available
- Customizable color available

Part No.	Description	Dimensions	Ship Wt.	Base MSRP
<b>A. Liso Classroom Series Glass Wall (Gloss White)</b>				
GWB406-GLOSSWHITE	Liso Classroom Series Glass Wall (Gloss White)	4'H × 6'W	79 lbs	\$1,162.73
GWB408-GLOSSWHITE	Liso Classroom Series Glass Wall (Gloss White)	4'H × 8'W	104 lbs	\$1,393.42
GWB412-GLOSSWHITE	Liso Classroom Series Glass Wall (Gloss White)	4'H × 12'W	170 lbs	\$2,130.73
GWB416-GLOSSWHITE	Liso Classroom Series Glass Wall (Gloss White)	4'H × 16'W	224 lbs	\$2,588.07
<b>B. Liso Classroom Series Glass Wall (Specify Color)</b>				
GWB406-COLOR	Liso Classroom Series Glass Wall (Specify Color)	4'H × 6'W	79 lbs	\$1,216.69
GWB408-COLOR	Liso Classroom Series Glass Wall (Specify Color)	4'H × 8'W	104 lbs	\$1,465.32
GWB412-COLOR	Liso Classroom Series Glass Wall (Specify Color)	4'H × 12'W	170 lbs	\$2,238.65
GWB416-COLOR	Liso Classroom Series Glass Wall (Specify Color)	4'H × 16'W	224 lbs	\$2,731.85
<b>C. Liso Classroom Series Glass Wall (Low Iron White)</b>				
GWB406-WHITE	Liso Classroom Series Glass Wall (Low Iron White)	4'H × 6'W	79 lbs	\$1,293.83
GWB408-WHITE	Liso Classroom Series Glass Wall (Low Iron White)	4'H × 8'W	104 lbs	\$1,617.47
GWB412-WHITE	Liso Classroom Series Glass Wall (Low Iron White)	4'H × 12'W	170 lbs	\$2,392.93
GWB416-WHITE	Liso Classroom Series Glass Wall (Low Iron White)	4'H × 16'W	224 lbs	\$2,976.79





## Fluent Office Series Glass Wall

Transform your old whiteboards and walls with the new Fluent Office Series Glass Wall panel system. Fluent is engineered to incorporate the best qualities of magnetic glass markerboards with a modular full wall whiteboard ensemble.

Fluent will modernize and elevate your walls instantly with smart style and functional whiteboard space, ideal for communication, collaboration, and creativity. Create a user-friendly and inviting room-sized presentation surface.

Tempered safety glass is suited for use in any environment, from industrial to classroom and everything in between. Steel-backed glass accepts rare earth magnets.

Glass is available standard in gloss white, gloss black, or in any of our seven Hierarchy glass colors. Create one sleek monochrome wall, or mix and match for a custom appearance.

Fifty year limited warranty. SCS Indoor Advantage Gold Certified.

**Note:** Because of the construction of the glass boards, there is no way to accommodate cut outs for outlets or light switches. Please take this into consideration when planning your glass wall mounting locations.

### Standard Includes

- Full-length slim anodized aluminum trim along the top edge
- Full-length anodized aluminum accessory tray along the bottom
- Set of rare earth magnets and eraser cloth

### Options

- Available in multiple standard sizes
- Available in gloss white, gloss black, low iron white (upcharge applies), or any standard Hierarchy glass color (see p. 16 for swatches)
- Customizable graphics available
- Customizable color available

Part No.	Description	Dimensions	Ship Wt.	Base MSRP
<b>A. Fluent Office Series Glass Wall (Gloss White)</b>				
GWC406-GLOSSWHITE	Fluent Office Series Glass Wall (Gloss White)	4'H × 6'W	79 lbs	\$1,136.58
GWC408-GLOSSWHITE	Fluent Office Series Glass Wall (Gloss White)	4'H × 8'W	104 lbs	\$1,353.71
GWC412-GLOSSWHITE	Fluent Office Series Glass Wall (Gloss White)	4'H × 12'W	170 lbs	\$2,083.38
GWC416-GLOSSWHITE	Fluent Office Series Glass Wall (Gloss White)	4'H × 16'W	224 lbs	\$2,525.69
GWC608-GLOSSWHITE	Fluent Office Series Glass Wall (Gloss White)	6'H × 8'W	166 lbs	\$2,014.45
GWC612-GLOSSWHITE	Fluent Office Series Glass Wall (Gloss White)	6'H × 12'W	249 lbs	\$2,933.07
GWC616-GLOSSWHITE	Fluent Office Series Glass Wall (Gloss White)	6'H × 16'W	332 lbs	\$3,847.17
GWC620-GLOSSWHITE	Fluent Office Series Glass Wall (Gloss White)	6'H × 20'W	415 lbs	\$4,749.89
GWC624-GLOSSWHITE	Fluent Office Series Glass Wall (Gloss White)	6'H × 24'W	498 lbs	\$5,672.25
GWC808-GLOSSWHITE	Fluent Office Series Glass Wall (Gloss White)	8'H × 8'W	216 lbs	\$2,392.36
GWC812-GLOSSWHITE	Fluent Office Series Glass Wall (Gloss White)	8'H × 12'W	324 lbs	\$3,499.94
GWC816-GLOSSWHITE	Fluent Office Series Glass Wall (Gloss White)	8'H × 16'W	432 lbs	\$4,602.99
GWC820-GLOSSWHITE	Fluent Office Series Glass Wall (Gloss White)	8'H × 20'W	540 lbs	\$5,694.66
GWC824-GLOSSWHITE	Fluent Office Series Glass Wall (Gloss White)	8'H × 24'W	648 lbs	\$6,805.98



## Fluent Office Series Glass Wall (continued)

Transform your old whiteboards and walls with the new Fluent Office Series Glass Wall panel system. Fluent is engineered to incorporate the best qualities of magnetic glass markerboards with a modular full wall whiteboard ensemble.

Fluent will modernize and elevate your walls instantly with smart style and functional whiteboard space, ideal for communication, collaboration, and creativity. Create a user-friendly and inviting room-sized presentation surface.

Tempered safety glass is suited for use in any environment, from industrial to classroom and everything in between. Steel-backed glass accepts rare earth magnets.

Glass is available standard in gloss white, gloss black, or in any of our seven Hierarchy glass colors. Create one sleek monochrome wall, or mix and match for a custom appearance.

Fifty year limited warranty. SCS Indoor Advantage Gold Certified.

**Note:** Because of the construction of the glass boards, there is no way to accommodate cut outs for outlets or light switches. Please take this into consideration when planning your glass wall mounting locations.

### Standard Includes

- Full-length slim anodized aluminum trim along the top edge
- Full-length anodized aluminum accessory tray along the bottom
- Set of rare earth magnets and eraser cloth

### Options

- Available in multiple standard sizes
- Available in gloss white, gloss black, low iron white (upcharge applies), or any standard Hierarchy glass color (see p. 16 for swatches)
- Customizable graphics available
- Customizable color available

Part No.	Description	Dimensions	Ship Wt.	Base MSRP
<b>B. Fluent Office Series Glass Wall (Specify Color)</b>				
GWC406-COLOR	Fluent Office Series Glass Wall (Specify Color)	4'H × 6'W	79 lbs	\$1,190.54
GWC408-COLOR	Fluent Office Series Glass Wall (Specify Color)	4'H × 8'W	104 lbs	\$1,425.60
GWC412-COLOR	Fluent Office Series Glass Wall (Specify Color)	4'H × 12'W	170 lbs	\$2,191.29
GWC416-COLOR	Fluent Office Series Glass Wall (Specify Color)	4'H × 16'W	224 lbs	\$2,669.47
GWC608-COLOR	Fluent Office Series Glass Wall (Specify Color)	6'H × 8'W	166 lbs	\$2,122.37
GWC612-COLOR	Fluent Office Series Glass Wall (Specify Color)	6'H × 12'W	249 lbs	\$3,110.23
GWC616-COLOR	Fluent Office Series Glass Wall (Specify Color)	6'H × 16'W	332 lbs	\$4,063.00
GWC620-COLOR	Fluent Office Series Glass Wall (Specify Color)	6'H × 20'W	415 lbs	\$5,019.68
GWC624-COLOR	Fluent Office Series Glass Wall (Specify Color)	6'H × 24'W	498 lbs	\$5,996.00
GWC808-COLOR	Fluent Office Series Glass Wall (Specify Color)	8'H × 8'W	216 lbs	\$2,536.14
GWC812-COLOR	Fluent Office Series Glass Wall (Specify Color)	8'H × 12'W	324 lbs	\$3,715.61
GWC816-COLOR	Fluent Office Series Glass Wall (Specify Color)	8'H × 16'W	432 lbs	\$4,890.55
GWC820-COLOR	Fluent Office Series Glass Wall (Specify Color)	8'H × 20'W	540 lbs	\$6,054.11
GWC824-COLOR	Fluent Office Series Glass Wall (Specify Color)	8'H × 24'W	648 lbs	\$7,289.10
<b>C. Fluent Office Series Glass Wall (Low Iron White)</b>				
GWC406-WHITE	Fluent Office Series Glass Wall (Low Iron White)	4'H × 6'W	79 lbs	\$1,247.51
GWC408-WHITE	Fluent Office Series Glass Wall (Low Iron White)	4'H × 8'W	104 lbs	\$1,548.07
GWC412-WHITE	Fluent Office Series Glass Wall (Low Iron White)	4'H × 12'W	170 lbs	\$2,305.24
GWC416-WHITE	Fluent Office Series Glass Wall (Low Iron White)	4'H × 16'W	224 lbs	\$2,914.41
GWC608-WHITE	Fluent Office Series Glass Wall (Low Iron White)	6'H × 8'W	166 lbs	\$2,236.31
GWC612-WHITE	Fluent Office Series Glass Wall (Low Iron White)	6'H × 12'W	249 lbs	\$3,265.86
GWC616-WHITE	Fluent Office Series Glass Wall (Low Iron White)	6'H × 16'W	332 lbs	\$4,290.89
GWC620-WHITE	Fluent Office Series Glass Wall (Low Iron White)	6'H × 20'W	415 lbs	\$5,304.54
GWC624-WHITE	Fluent Office Series Glass Wall (Low Iron White)	6'H × 24'W	498 lbs	\$6,337.83
GWC808-WHITE	Fluent Office Series Glass Wall (Low Iron White)	8'H × 8'W	216 lbs	\$2,781.08
GWC812-WHITE	Fluent Office Series Glass Wall (Low Iron White)	8'H × 12'W	324 lbs	\$4,083.01
GWC816-WHITE	Fluent Office Series Glass Wall (Low Iron White)	8'H × 16'W	432 lbs	\$5,380.43
GWC820-WHITE	Fluent Office Series Glass Wall (Low Iron White)	8'H × 20'W	540 lbs	\$6,666.46
GWC824-WHITE	Fluent Office Series Glass Wall (Low Iron White)	8'H × 24'W	648 lbs	\$7,972.14

## Unity Commercial Series Glass Wall

Transform your old whiteboards and walls with the new Unity Commercial Series Glass Wall panel system. Unity is engineered to incorporate the best qualities of magnetic glass markerboards with a modular full wall whiteboard ensemble.

Unity will modernize and elevate your walls instantly with smart style and functional whiteboard space, ideal for communication, collaboration, and creativity. Create a user-friendly and inviting room-sized presentation surface.

Tempered safety glass is suited for use in any environment, from industrial to classroom and everything in between. Steel-backed glass accepts rare earth magnets.

Glass is available standard in gloss white, gloss black, or in any of our seven Hierarchy glass colors. Create one sleek monochrome wall, or mix and match for a custom appearance.

Fifty year limited warranty. SCS Indoor Advantage Gold Certified.

**Note:** Because of the construction of the glass boards, there is no way to accommodate cut outs for outlets or light switches. Please take this into consideration when planning your glass wall mounting locations.

### Standard Includes

- Full-length slim aluminum trim along the top and bottom edge
- Set of rare earth magnets and eraser cloth

### Options

- Available in multiple standard sizes
- Available in gloss white, gloss black, low iron white (upcharge applies), or any standard Hierarchy glass color (see p. 16 for swatches)
- Customizable graphics available
- Customizable color available

Part No.	Description	Dimensions	Ship Wt.	Base MSRP
<b>A. Unity Commercial Series Glass Wall (Gloss White)</b>				
GWD406-GLOSSWHITE	Unity Commercial Series Glass Wall (Gloss White)	4'H × 6'W	79 lbs	\$1,114.39
GWD408-GLOSSWHITE	Unity Commercial Series Glass Wall (Gloss White)	4'H × 8'W	104 lbs	\$1,320.13
GWD412-GLOSSWHITE	Unity Commercial Series Glass Wall (Gloss White)	4'H × 12'W	170 lbs	\$2,038.83
GWD416-GLOSSWHITE	Unity Commercial Series Glass Wall (Gloss White)	4'H × 16'W	224 lbs	\$2,457.75
GWD608-GLOSSWHITE	Unity Commercial Series Glass Wall (Gloss White)	6'H × 8'W	166 lbs	\$1,980.87
GWD612-GLOSSWHITE	Unity Commercial Series Glass Wall (Gloss White)	6'H × 12'W	249 lbs	\$2,888.53
GWD616-GLOSSWHITE	Unity Commercial Series Glass Wall (Gloss White)	6'H × 16'W	332 lbs	\$3,779.23
GWD620-GLOSSWHITE	Unity Commercial Series Glass Wall (Gloss White)	6'H × 20'W	415 lbs	\$4,658.97
GWD624-GLOSSWHITE	Unity Commercial Series Glass Wall (Gloss White)	6'H × 24'W	498 lbs	\$5,570.37
GWD808-GLOSSWHITE	Unity Commercial Series Glass Wall (Gloss White)	8'H × 8'W	216 lbs	\$2,358.78
GWD812-GLOSSWHITE	Unity Commercial Series Glass Wall (Gloss White)	8'H × 12'W	324 lbs	\$3,455.39
GWD816-GLOSSWHITE	Unity Commercial Series Glass Wall (Gloss White)	8'H × 16'W	432 lbs	\$4,535.05
GWD820-GLOSSWHITE	Unity Commercial Series Glass Wall (Gloss White)	8'H × 20'W	540 lbs	\$5,603.74
GWD824-GLOSSWHITE	Unity Commercial Series Glass Wall (Gloss White)	8'H × 24'W	648 lbs	\$6,704.09



## Unity Commercial Series Glass Wall (continued)

Transform your old whiteboards and walls with the new Unity Commercial Series Glass Wall panel system. Unity is engineered to incorporate the best qualities of magnetic glass markerboards with a modular full wall whiteboard ensemble.

Unity will modernize and elevate your walls instantly with smart style and functional whiteboard space, ideal for communication, collaboration, and creativity. Create a user-friendly and inviting room-sized presentation surface.

Tempered safety glass is suited for use in any environment, from industrial to classroom and everything in between. Steel-backed glass accepts rare earth magnets.

Glass is available standard in gloss white, gloss black, or in any of our seven Hierarchy glass colors. Create one sleek monochrome wall, or mix and match for a custom appearance.

Fifty year limited warranty. SCS Indoor Advantage Gold Certified.

**Note:** Because of the construction of the glass boards, there is no way to accommodate cut outs for outlets or light switches. Please take this into consideration when planning your glass wall mounting locations.

### Standard Includes

- Full-length slim aluminum trim along the top and bottom edge
- Set of rare earth magnets and eraser cloth

### Options

- Available in multiple standard sizes
- Available in gloss white, gloss black, low iron white (upcharge applies), or any standard Hierarchy glass color (see p. 16 for swatches)
- Customizable graphics available
- Customizable color available

Part No.	Description	Dimensions	Ship Wt.	Base MSRP
<b>B. Unity Commercial Series Glass Wall (Specify Color)</b>				
GWD406-COLOR	Unity Commercial Series Glass Wall (Specify Color)	4'H × 6'W	79 lbs	\$1,168.34
GWD408-COLOR	Unity Commercial Series Glass Wall (Specify Color)	4'H × 8'W	104 lbs	\$1,392.02
GWD412-COLOR	Unity Commercial Series Glass Wall (Specify Color)	4'H × 12'W	170 lbs	\$2,146.74
GWD416-COLOR	Unity Commercial Series Glass Wall (Specify Color)	4'H × 16'W	224 lbs	\$2,601.53
GWD608-COLOR	Unity Commercial Series Glass Wall (Specify Color)	6'H × 8'W	166 lbs	\$2,088.78
GWD612-COLOR	Unity Commercial Series Glass Wall (Specify Color)	6'H × 12'W	249 lbs	\$3,065.99
GWD616-COLOR	Unity Commercial Series Glass Wall (Specify Color)	6'H × 16'W	332 lbs	\$3,995.06
GWD620-COLOR	Unity Commercial Series Glass Wall (Specify Color)	6'H × 20'W	415 lbs	\$4,928.76
GWD624-COLOR	Unity Commercial Series Glass Wall (Specify Color)	6'H × 24'W	498 lbs	\$5,894.11
GWD808-COLOR	Unity Commercial Series Glass Wall (Specify Color)	8'H × 8'W	216 lbs	\$2,502.56
GWD812-COLOR	Unity Commercial Series Glass Wall (Specify Color)	8'H × 12'W	324 lbs	\$3,671.06
GWD816-COLOR	Unity Commercial Series Glass Wall (Specify Color)	8'H × 16'W	432 lbs	\$4,822.61
GWD820-COLOR	Unity Commercial Series Glass Wall (Specify Color)	8'H × 20'W	540 lbs	\$5,963.20
GWD824-COLOR	Unity Commercial Series Glass Wall (Specify Color)	8'H × 24'W	648 lbs	\$7,135.44
<b>C. Unity Commercial Series Glass Wall (Low Iron White)</b>				
GWD406-WHITE	Unity Commercial Series Glass Wall (Low Iron White)	4'H × 6'W	79 lbs	\$1,225.32
GWD408-WHITE	Unity Commercial Series Glass Wall (Low Iron White)	4'H × 8'W	104 lbs	\$1,544.17
GWD412-WHITE	Unity Commercial Series Glass Wall (Low Iron White)	4'H × 12'W	170 lbs	\$2,208.71
GWD416-WHITE	Unity Commercial Series Glass Wall (Low Iron White)	4'H × 16'W	224 lbs	\$2,846.47
GWD608-WHITE	Unity Commercial Series Glass Wall (Low Iron White)	6'H × 8'W	166 lbs	\$2,243.07
GWD612-WHITE	Unity Commercial Series Glass Wall (Low Iron White)	6'H × 12'W	249 lbs	\$3,281.82
GWD616-WHITE	Unity Commercial Series Glass Wall (Low Iron White)	6'H × 16'W	332 lbs	\$4,222.95
GWD620-WHITE	Unity Commercial Series Glass Wall (Low Iron White)	6'H × 20'W	415 lbs	\$5,213.62
GWD624-WHITE	Unity Commercial Series Glass Wall (Low Iron White)	6'H × 24'W	498 lbs	\$6,235.95
GWD808-WHITE	Unity Commercial Series Glass Wall (Low Iron White)	8'H × 8'W	216 lbs	\$2,806.86
GWD812-WHITE	Unity Commercial Series Glass Wall (Low Iron White)	8'H × 12'W	324 lbs	\$4,127.51
GWD816-WHITE	Unity Commercial Series Glass Wall (Low Iron White)	8'H × 16'W	432 lbs	\$5,431.22
GWD820-WHITE	Unity Commercial Series Glass Wall (Low Iron White)	8'H × 20'W	540 lbs	\$6,723.95
GWD824-WHITE	Unity Commercial Series Glass Wall (Low Iron White)	8'H × 24'W	648 lbs	\$7,870.25

## Interactive Projector Board

For the best interactive projector surface and the most durable whiteboard, choose the Interactive Projector Board as your ultimate multifunction board.

Widescreen dimensions support the most popular sizes of projected images at diagonal dimensions of 84.9" (4'H x 6'W), 106" (4'H x 8'W), 111.6" (5'H x 8'W) and 132.6" (5'H x 10'W), plus many custom sizes available.

The special construction of the board provides the flatness required for the best performance of your interactive projector, with a flatness guarantee <3mm across the board surface. This allows the board to be used on carts or walls, still achieving the projector manufacturer's flatness requirements.

The surfaces are engineered to minimize visual strain from anywhere in the room, making them ideal for spaces that are exposed to ambient light. Magnetic surface provides even more versatility, and the low profile aluminum Brio trim is a modern addition.

Fifty year limited warranty. SCS Indoor Advantage Gold Certified.

### Standard Includes

- Trimmed with low profile anodized aluminum trim with plastic corner pieces
- Extra durable and thick substrate prevents board from warping, providing a flatness guaranteed for the best performance with your interactive projector

### Options

- Available in multiple standard sizes
- Custom sizes available
- Available in standard gloss white porcelain or low gloss white porcelain surfaces

Part No.	Description	Dimensions	Ship Wt.	Base MSRP
<b>A. Interactive Projector Board (Standard Gloss White)</b>				
2G5KG-25	Interactive Projector Board (Standard Gloss White)	4'H x 6'W	85 lbs	\$901.14
2G5KH-25	Interactive Projector Board (Standard Gloss White)	4'H x 8'W	115 lbs	\$1,072.83
2G5KJ-25	Interactive Projector Board (Standard Gloss White)	5'H x 8'W	137 lbs	\$1,417.45
2G5KL-25	Interactive Projector Board (Standard Gloss White)	5'H x 10'W	177 lbs	\$1,752.15
<b>B. Interactive Projector Board (Low Gloss White)</b>				
2G5KG-26	Interactive Projector Board (Low Gloss White)	4'H x 6'W	85 lbs	\$912.25
2G5KH-26	Interactive Projector Board (Low Gloss White)	4'H x 8'W	115 lbs	\$1,095.23
2G5KJ-26	Interactive Projector Board (Low Gloss White)	5'H x 8'W	137 lbs	\$1,446.74
2G5KL-26	Interactive Projector Board (Low Gloss White)	5'H x 10'W	177 lbs	\$1,780.48



Projector and mount not included



## Interactive Projector Board + Whiteboard System

Take advantage of the full breadth of your classroom or training room with the flexibility, functionality, and superior quality of projection steel whiteboard system designed specifically for the updated technology and changing needs of the modern classroom.

This three board bundle gives you full use of the front of the classroom or training space for interactivity.

All surface materials are optimized for smooth writing, clean erasing, and clear projection.

The central board has specially designed and constructed board flatness for compatibility with interactive projectors.

Flanking boards offer full width use of the ultra-durable porcelain whiteboard surface, or side notation while projecting.

Magnetic porcelain steel surfaces guarantee true long life and erasability.

Fifty year limited warranty. SCS Indoor Advantage Gold Certified.

### Standard Includes

- Trimmed with low profile anodized aluminum trim with plastic corner pieces
- Extra durable and thick substrate on interactive projector board (center) prevents board from warping, providing a flatness guaranteed for the best performance with your interactive projector
- Side boards finished with standard porcelain steel whiteboard

### Options

- Available in multiple standard sizes
- Custom sizes available
- Available in standard gloss white porcelain or low gloss white porcelain surfaces

Part No.	Description	Dimensions	Ship Wt.	Base MSRP
<b>A. Interactive Projector Board + Whiteboard System</b>				
76441	Interactive Projector Board + Whiteboard System	4'H x 10'W	202 lbs	\$1,772.40
76442	Interactive Projector Board + Whiteboard System	4'H x 12'W	228 lbs	\$1,811.34
76447	Interactive Projector Board + Whiteboard System	4'H x 14'W	263 lbs	\$2,152.93
76443	Interactive Projector Board + Whiteboard System	4'H x 16'W	291 lbs	\$2,205.15
76448	Interactive Projector Board + Whiteboard System	4'H x 18'W	331 lbs	\$2,477.07
76449	Interactive Projector Board + Whiteboard System	4'H x 20'W	359 lbs	\$2,421.89
76444	Interactive Projector Board + Whiteboard System	5'H x 10'W	272 lbs	\$2,285.13
76445	Interactive Projector Board + Whiteboard System	5'H x 12'W	306 lbs	\$2,468.56
76450	Interactive Projector Board + Whiteboard System	5'H x 14'W	340 lbs	\$3,031.59
76446	Interactive Projector Board + Whiteboard System	5'H x 16'W	376 lbs	\$2,941.79
76451	Interactive Projector Board + Whiteboard System	5'H x 18'W	412 lbs	\$3,471.54
76452	Interactive Projector Board + Whiteboard System	5'H x 20'W	454 lbs	\$3,748.38



4'H x 10'W



4'H x 12'W



4'H x 14'W



4'H x 16'W



4'H x 18'W



4'H x 20'W



5'H x 10'W



5'H x 12'W



5'H x 14'W



5'H x 16'W



5'H x 18'W



5'H x 20'W

## Combination Board (All-In-One)

All-in-one boards combine porcelain steel markerboard and natural cork tackboard into one durable and versatile unit. Ideal for any classroom or other learning environment.

Magnetic porcelain steel whiteboards are engineered for superior color contrast with dry erase markers. Standard gloss dry erase surface provides superior writability and erasability with no ghosting. Reduced surface light distortion enhances visibility to provide optimum eye comfort.

Fifty year limited warranty on porcelain steel. Ten year limited warranty on tackboard. SCS Indoor Advantage Gold Certified.

### Technical Information - Porcelain Steel

- A precisely balanced porcelain enamel ground coat is furnace-fused to both sides of 28-gauge (standard) or 24-gauge (custom) steel.
- The first furnace fuses a ground coat of enamel that is heat-softened at approximately 1450°F. The second furnace firing fuses a coat of enamel to the ground coat enamel.
- Color Fusion ceramic top coat is applied providing the desired surface color. Off- white is standard.
- A fade resistant waterproof resin glue bonds the porcelain to a moisture-resistant core and .005" polyester foil backer sheet.

### Technical Information - Natural Cork

- Natural cork surface offers excellent resiliency and tack holding properties.
- The cork layer consists of finely grained composition cork produced with .5mm granulated cork and a polyurethane binder.
- The 1/16" thick 100% natural cork layer is permanently bonded to a 7/16" thick layer of insulation board.

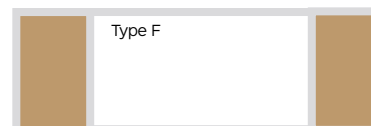
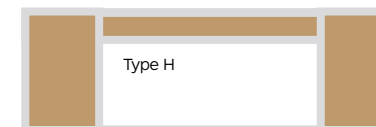
### Standard Includes

- Anodized aluminum trim with 7/8" profile and hairline mitered corners
- Full-length tackable map rail with Colored Cork insert
- Full-length accessory tray with rubber Dura-Safe® end caps

### Options

- Available in multiple standard sizes
- Custom sizing available
- Available with screen printed permanent graphics
- Available with upgraded sheet aluminum backer

Part No.	Description	Dimensions	Ship Wt.	Base MSRP
<b>A. Combination Board - Type C</b>				
404-10-PM-X2	Combination Board Type C - Porcelain Steel Whiteboard	4'H x 4'W	68 lbs	\$763.96
406-10-PM-X2	Combination Board Type C - Porcelain Steel Whiteboard	4'H x 6'W	102 lbs	\$1,192.47
408-10-PM-X2	Combination Board Type C - Porcelain Steel Whiteboard	4'H x 8'W	136 lbs	\$1,237.37
410-10-PM-X2	Combination Board Type C - Porcelain Steel Whiteboard	4'H x 10'W	170 lbs	\$1,386.54
412-10-PM-X2	Combination Board Type C - Porcelain Steel Whiteboard	4'H x 12'W	217 lbs	\$1,886.26
416-10-PM-X2	Combination Board Type C - Porcelain Steel Whiteboard	4'H x 16'W	272 lbs	\$2,457.63
<b>B. Combination Board - Type D</b>				
406-40-PM-X2	Combination Board Type D - Porcelain Steel Whiteboard	4'H x 6'W	102 lbs	\$983.28
408-40-PM-X2	Combination Board Type D - Porcelain Steel Whiteboard	4'H x 8'W	136 lbs	\$1,159.77
410-40-PM-X2	Combination Board Type D - Porcelain Steel Whiteboard	4'H x 10'W	170 lbs	\$1,063.00
412-40-PM-X2	Combination Board Type D - Porcelain Steel Whiteboard	4'H x 12'W	217 lbs	\$1,429.43
416-40-PM-X2	Combination Board Type D - Porcelain Steel Whiteboard	4'H x 16'W	272 lbs	\$1,904.90
<b>C. Combination Board - Type E</b>				
404-60-PM-X2	Combination Board Type E - Porcelain Steel Whiteboard	4'H x 4'W	68 lbs	\$692.42
406-60-PM-X2	Combination Board Type E - Porcelain Steel Whiteboard	4'H x 6'W	102 lbs	\$807.70
408-60-PM-X2	Combination Board Type E - Porcelain Steel Whiteboard	4'H x 8'W	136 lbs	\$930.08
410-60-PM-X2	Combination Board Type E - Porcelain Steel Whiteboard	4'H x 10'W	170 lbs	\$1,114.04
412-60-PM-X2	Combination Board Type E - Porcelain Steel Whiteboard	4'H x 12'W	217 lbs	\$1,220.66
416-60-PM-X2	Combination Board Type E - Porcelain Steel Whiteboard	4'H x 16'W	272 lbs	\$1,605.15
<b>D. Combination Board - Type F</b>				
406-70-PM-X2	Combination Board Type F - Porcelain Steel Whiteboard	4'H x 6'W	102 lbs	\$817.68
408-70-PM-X2	Combination Board Type F - Porcelain Steel Whiteboard	4'H x 8'W	136 lbs	\$943.26
410-70-PM-X2	Combination Board Type F - Porcelain Steel Whiteboard	4'H x 10'W	170 lbs	\$983.31
412-70-PM-X2	Combination Board Type F - Porcelain Steel Whiteboard	4'H x 12'W	217 lbs	\$1,206.16
416-70-PM-X2	Combination Board Type F - Porcelain Steel Whiteboard	4'H x 16'W	272 lbs	\$1,520.48
<b>E. Combination Board - Type H</b>				
406-90-PM-X2	Combination Board Type H - Porcelain Steel Whiteboard	4'H x 6'W	102 lbs	\$969.82
408-90-PM-X2	Combination Board Type H - Porcelain Steel Whiteboard	4'H x 8'W	136 lbs	\$978.23
410-90-PM-X2	Combination Board Type H - Porcelain Steel Whiteboard	4'H x 10'W	170 lbs	\$1,301.34
412-90-PM-X2	Combination Board Type H - Porcelain Steel Whiteboard	4'H x 12'W	217 lbs	\$1,478.50
416-90-PM-X2	Combination Board Type H - Porcelain Steel Whiteboard	4'H x 16'W	272 lbs	\$1,880.81



## Combo-Rite Boards (Modular)

Modular boards combine porcelain steel markerboard and Vin-Tak tackboard into one durable and versatile unit. Ideal for classrooms, the surfaces can be changed or replaced when worn or damaged, saving time and money.

Magnetic porcelain steel whiteboards are engineered for superior color contrast with dry erase markers. Standard gloss dry erase surface provides superior writability and erasability with no ghosting. Reduced surface light distortion enhances visibility to provide optimum eye comfort.

Fifty year limited warranty on porcelain steel. Ten year limited warranty on tackboard. SCS Indoor Advantage Gold Certified.

### Technical Information - Porcelain Steel

- A precisely balanced porcelain enamel ground coat is furnace-fused to both sides of 28-gauge (standard) or 24-gauge (custom) steel.
- The first furnace fuses a ground coat of enamel that is heat-softened at approximately 1450°F. The second furnace firing fuses a coat of enamel to the ground coat enamel.
- Color Fusion ceramic top coat is applied providing the desired surface color. Off-white is standard.
- A fade resistant waterproof resin glue bonds the porcelain to a moisture-resistant core and .005" polyester foil backer sheet.

### Technical Information - Vin-Tak

- The 1/16" thick vinyl fabric layer is permanently bonded to a 7/16" thick layer of insulation board.

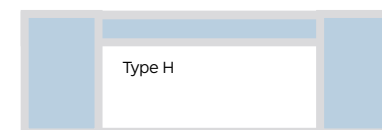
### Standard Includes

- Anodized aluminum trim features easy to use H-channels to attach panels together, also enabling easy disassembly for panel replacement
- Writing surfaces include a full-length tackable map rail with Colored Cork insert
- Writing surfaces include a full-length accessory tray with rubber Dura-Safe® end caps

### Options

- Available in multiple standard sizes
- Custom sizing available
- Available with screen printed permanent graphics
- Available with upgraded sheet aluminum backer
- Vinyl available in multiple colors (see p. 17 for swatches)

Part No.	Description	Dimensions	Ship Wt.	Base MSRP
<b>A. Combo-Rite Board - Type C</b>				
506-1C-PM-X2	Combo-Rite Board Type C – Porcelain Steel Whiteboard	5'H × 6'W	102 lbs	\$1,476.04
508-1C-PM-X2	Combo-Rite Board Type C – Porcelain Steel Whiteboard	5'H × 8'W	136 lbs	\$1,749.82
510-1C-PM-X2	Combo-Rite Board Type C – Porcelain Steel Whiteboard	5'H × 10'W	170 lbs	\$2,311.67
512-1C-PM-X2	Combo-Rite Board Type C – Porcelain Steel Whiteboard	5'H × 12'W	217 lbs	\$2,435.96
516-1C-PM-X2	Combo-Rite Board Type C – Porcelain Steel Whiteboard	5'H × 16'W	272 lbs	\$2,946.24
<b>B. Combo-Rite Board - Type D</b>				
506-4C-PM-X2	Combo-Rite Board Type D – Porcelain Steel Whiteboard	5'H × 6'W	102 lbs	\$1,557.90
508-4C-PM-X2	Combo-Rite Board Type D – Porcelain Steel Whiteboard	5'H × 8'W	136 lbs	\$2,353.94
510-4C-PM-X2	Combo-Rite Board Type D – Porcelain Steel Whiteboard	5'H × 10'W	170 lbs	\$1,990.23
512-4C-PM-X2	Combo-Rite Board Type D – Porcelain Steel Whiteboard	5'H × 12'W	217 lbs	\$2,630.08
516-4C-PM-X2	Combo-Rite Board Type D – Porcelain Steel Whiteboard	5'H × 16'W	272 lbs	\$2,965.25
<b>C. Combo-Rite Board - Type E</b>				
406-6C-PM-X2	Combo-Rite Board Type E – Porcelain Steel Whiteboard	4'H × 6'W	102 lbs	\$1,186.31
408-6C-PM-X2	Combo-Rite Board Type E – Porcelain Steel Whiteboard	4'H × 8'W	136 lbs	\$1,248.36
410-6C-PM-X2	Combo-Rite Board Type E – Porcelain Steel Whiteboard	4'H × 10'W	170 lbs	\$1,346.31
412-6C-PM-X2	Combo-Rite Board Type E – Porcelain Steel Whiteboard	4'H × 12'W	217 lbs	\$1,789.39
416-6C-PM-X2	Combo-Rite Board Type E – Porcelain Steel Whiteboard	4'H × 16'W	272 lbs	\$2,052.98
<b>D. Combo-Rite Board - Type F</b>				
408-7C-PM-X2	Combo-Rite Board Type F – Porcelain Steel Whiteboard	4'H × 8'W	136 lbs	\$1,513.08
410-7C-PM-X2	Combo-Rite Board Type F – Porcelain Steel Whiteboard	4'H × 10'W	170 lbs	\$1,308.46
412-7C-PM-X2	Combo-Rite Board Type F – Porcelain Steel Whiteboard	4'H × 12'W	217 lbs	\$1,541.41
416-7C-PM-X2	Combo-Rite Board Type F – Porcelain Steel Whiteboard	4'H × 16'W	272 lbs	\$2,369.75
<b>E. Combo-Rite Board - Type H</b>				
508-9C-PM-X2	Combo-Rite Board Type H – Porcelain Steel Whiteboard	5'H × 8'W	136 lbs	\$1,665.66
510-9C-PM-X2	Combo-Rite Board Type H – Porcelain Steel Whiteboard	5'H × 10'W	170 lbs	\$2,261.24
512-9C-PM-X2	Combo-Rite Board Type H – Porcelain Steel Whiteboard	5'H × 12'W	217 lbs	\$2,642.88
516-9C-PM-X2	Combo-Rite Board Type H – Porcelain Steel Whiteboard	5'H × 16'W	272 lbs	\$2,829.92





## Valu-Tak Natural Cork Tackboard - Aluminum Trim

Natural Cork natural cork surface gives you a traditional tackboard with excellent resiliency and tackability.

Ten year limited warranty. SCS Indoor Advantage Gold Certified.

### Technical Information

- Natural cork surface offers excellent resiliency and tack holding properties.
- The cork layer consists of finely grained composition cork produced with .5mm granulated cork and a polyurethane binder.
- The 1/16" thick 100% natural cork layer is permanently bonded to a 7/16" thick layer of insulation board.

### Standard Includes

- 1/16" natural cork material over 7/16" insulation board substrate
- Anodized aluminum trim with 7/8" profile and hairline mitered corners

### Options

- Available in multiple standard sizes
- Custom sizing available

Part No.	Description	Dimensions	Ship Wt.	Base MSRP
<b>A. Valu-Tak Natural Cork Tackboard - Aluminum Trim</b>				
301AA	Natural Cork Tackboard - Aluminum Trim	1.5'H x2'W	3 lbs	\$179.62
301AB	Natural Cork Tackboard - Aluminum Trim	2'H x 3'W	7 lbs	\$184.07
301AC	Natural Cork Tackboard - Aluminum Trim	3'H x 4'W	13 lbs	\$260.33
301AD	Natural Cork Tackboard - Aluminum Trim	4'H x 4'W	20 lbs	\$339.67
301AF	Natural Cork Tackboard - Aluminum Trim	4'H x 5'W	28 lbs	\$356.67
301AG	Natural Cork Tackboard - Aluminum Trim	4'H x 6'W	30 lbs	\$364.32
301AH	Natural Cork Tackboard - Aluminum Trim	4'H x 8'W	38 lbs	\$411.01
301AK	Natural Cork Tackboard - Aluminum Trim	4'H x 10'W	42 lbs	\$577.42
301AM	Natural Cork Tackboard - Aluminum Trim	4'H x 12'W	47 lbs	\$582.90



## Natural Add-Cork Tackboard - Aluminum Trim

Natural Add-Cork surface gives you a traditional tackboard with excellent resiliency and tackability.

Ten year limited warranty. SCS Indoor Advantage Gold Certified.

### Technical Information

- Natural cork surface offers excellent resiliency and tack holding properties.
- The cork layer consists of finely grained composition cork produced with .5mm granulated cork and a polyurethane binder.
- The 1/8" thick 100% natural cork layer is permanently bonded to a 3/8" thick layer of rigid and durable substrate.

### Standard Includes

- 1/8" natural cork material over 3/8" rigid and durable substrate
- Anodized aluminum trim with 7/8" profile and hairline mitered corners

### Options

- Available in multiple standard sizes
- Custom sizing available

Part No.	Description	Dimensions	Ship Wt.	Base MSRP
<b>A. Natural Add-Cork Tackboard - Aluminum Trim</b>				
302AA	Natural Add-Cork Tackboard - Aluminum Trim	1.5'H x2'W	6 lbs	\$186.97
302AB	Natural Add-Cork Tackboard - Aluminum Trim	2'H x 3'W	12 lbs	\$215.88
302AC	Natural Add-Cork Tackboard - Aluminum Trim	3'H x 4'W	20 lbs	\$289.67
302AD	Natural Add-Cork Tackboard - Aluminum Trim	4'H x 4'W	39 lbs	\$378.76
302AF	Natural Add-Cork Tackboard - Aluminum Trim	4'H x 5'W	46 lbs	\$415.38
302AG	Natural Add-Cork Tackboard - Aluminum Trim	4'H x 6'W	49 lbs	\$423.01
302AH	Natural Add-Cork Tackboard - Aluminum Trim	4'H x 8'W	64 lbs	\$489.24
302AK	Natural Add-Cork Tackboard - Aluminum Trim	4'H x 10'W	71 lbs	\$694.77
302AM	Natural Add-Cork Tackboard - Aluminum Trim	4'H x 12'W	104 lbs	\$700.25



## Natural Cork-Plate Tackboard - Aluminum Trim

Natural Cork-Plate surface gives you a traditional tackboard with excellent resiliency and tackability.

Ten year limited warranty. SCS Indoor Advantage Gold Certified.

### Technical Information

- Natural cork surface offers excellent resiliency and tack holding properties.
- The cork layer consists of finely grained composition cork produced with .5mm granulated cork and a polyurethane binder.
- The 1/4" thick 100% natural cork layer is permanently bonded to a 1/4" thick layer of rigid and moisture-resistant substrate.

### Standard Includes

- 1/4" natural cork material over 1/4" rigid and moisture-resistant substrate
- Anodized aluminum trim with 7/8" profile and hairline mitered corners

### Options

- Available in multiple standard sizes
- Custom sizing available

Part No.	Description	Dimensions	Ship Wt.	Base MSRP
<b>A. Natural Cork-Plate Tackboard - Aluminum Trim</b>				
303AA	Natural Cork-Plate Tackboard - Aluminum Trim	1.5'H x2'W	6 lbs	\$206.97
303AB	Natural Cork-Plate Tackboard - Aluminum Trim	2'H x 3'W	14 lbs	\$225.98
303AC	Natural Cork-Plate Tackboard - Aluminum Trim	3'H x 4'W	22 lbs	\$311.46
303AD	Natural Cork-Plate Tackboard - Aluminum Trim	4'H x 4'W	44 lbs	\$372.05
303AF	Natural Cork-Plate Tackboard - Aluminum Trim	4'H x 5'W	55 lbs	\$458.94
303AG	Natural Cork-Plate Tackboard - Aluminum Trim	4'H x 6'W	66 lbs	\$425.54
303AH	Natural Cork-Plate Tackboard - Aluminum Trim	4'H x 8'W	88 lbs	\$490.56



## Colored Cork Tackboard - Aluminum Trim

Colored Cork Tackboards feature colorful and durable Forbo® linoleum, produced from natural and renewable raw materials.

A combination of oxidized linseed oil, rosin and finely ground cork gives this board its flexibility and resilience. This combination results in a product with exceptional durability and a sustainable footprint.

The natural self-sanitizing quality of linoleum inhibits contaminants for a low maintenance board. The surface does not attract dust and has bacteriostatic properties. This makes it a practical solution in classrooms and a hygienic choice in healthcare environments.

Surface is self-healing and colored throughout to ensure colorfastness and eliminate fading. The board material retains its grip and doesn't crumble like traditional soft boards as the tack holes close after extraction of the pins.

Ten year limited warranty. SCS Indoor Advantage Gold Certified.

### Technical Information

- Colored Cork surface is made with Forbo® linoleum permanently adhered to a moisture-resistant substrate.
- Colored Cork meets ASTM E-84 (Fuel Contribution) – Class B and NFPA 253 (Critical Radiant Flux) – Class II ratings.
- Not susceptible to build-up of electrostatic charges, is self-healing, and reduces light reflections.
- Resistant to bacteria and to diluted acids, solvents, and other materials.

### Standard Includes

- 1/4" Colored Cork material over 1/4" rigid and moisture-resistant substrate
- Anodized aluminum trim with 7/8" profile and hairline mitered corners

### Options

- Available in multiple standard sizes
- Available in multiple standard and custom colors (see p. 16 for swatches)
- Custom sizing available

Part No.	Description	Dimensions	Ship Wt.	Base MSRP
<b>A. Colored Cork Tackboard - Aluminum Trim</b>				
322AA	Colored Cork Tackboard – Aluminum Trim	1.5'H x2'W	6 lbs	\$270.61
322AB	Colored Cork Tackboard – Aluminum Trim	2'H x 3'W	14 lbs	\$296.82
322AC	Colored Cork Tackboard – Aluminum Trim	3'H x 4'W	22 lbs	\$417.93
322AD	Colored Cork Tackboard – Aluminum Trim	4'H x 4'W	44 lbs	\$478.51
322AF	Colored Cork Tackboard – Aluminum Trim	4'H x 5'W	55 lbs	\$611.90
322AG	Colored Cork Tackboard – Aluminum Trim	4'H x 6'W	66 lbs	\$662.99
322AH	Colored Cork Tackboard – Aluminum Trim	4'H x 8'W	88 lbs	\$872.23



## Vin-Tak Tackboard - Aluminum Trim

Fabric-backed vinyl over lightweight substrate makes an economical and attractive tackboard. Easy to clean surface. Vinyl is treated to resist the growth of odor- and stain-causing microbes.

Ten year limited warranty. SCS Indoor Advantage Gold Certified.

### Technical Information

- Vinyl tackboards are fade-resistant and are easily cleaned with common detergents and water.
- The vinyl covering meets or exceeds all requirements of Federal Specifications CCCW-408A Quality Standard for Vinyl Coated Fabric Wallcovering CFFA-W-101A, and the Standard Classification of Wallcoverings by Durability Characteristics of ASTM-F-793-82 for the type and category classified, including 24 hour cleanability tests based on ASTM method D1308.
- The vinyl is treated with an antimicrobial to resist the growth of mildew and bacteria.

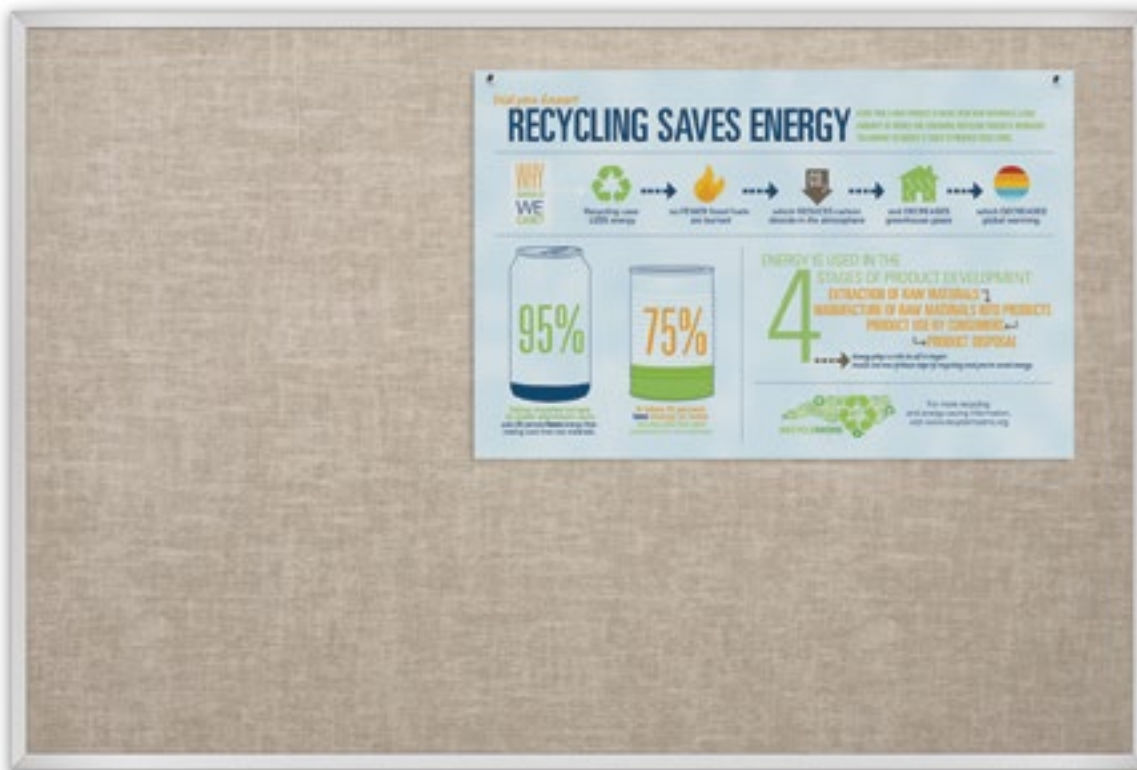
### Standard Includes

- Layer of vinyl fabric over 7/16" insulation board substrate
- Anodized aluminum trim with 7/8" profile and hairline mitered corners

### Options

- Available in multiple standard sizes
- Custom sizing available
- Available in multiple standard colors (see p. 17 for swatches)

Part No.	Description	Dimensions	Ship Wt.	Base MSRP
<b>A. Vin-Tak Tackboard - Aluminum Trim</b>				
311AA	Vin-Tak Tackboard - Aluminum Trim	1'5"H x 2'W	4 lbs	\$187.35
311AB	Vin-Tak Tackboard - Aluminum Trim	2'H x 3'W	7 lbs	\$216.64
311AC	Vin-Tak Tackboard - Aluminum Trim	3'H x 4'W	12 lbs	\$291.16
311AD	Vin-Tak Tackboard - Aluminum Trim	4'H x 4'W	22 lbs	\$380.78
311AF	Vin-Tak Tackboard - Aluminum Trim	4'H x 5'W	28 lbs	\$418.36
311AG	Vin-Tak Tackboard - Aluminum Trim	4'H x 6'W	32 lbs	\$426.01
311AH	Vin-Tak Tackboard - Aluminum Trim	4'H x 8'W	41 lbs	\$468.11
311AK	Vin-Tak Tackboard - Aluminum Trim	4'H x 10'W	50 lbs	\$700.76
311AM	Vin-Tak Tackboard - Aluminum Trim	4'H x 12'W	60 lbs	\$706.24



## Vinyl Add-Cork Tackboard + Aluminum Trim (312AX)

Fabric-backed vinyl over lightweight substrate makes an economical and attractive tackboard. Easy to clean surface. Vinyl is treated to resist the growth of odor- and stain-causing microbes.

Ten year limited warranty. SCS Indoor Advantage Gold Certified.

### Technical Information

- Vinyl tackboards are fade-resistant and are easily cleaned with common detergents and water.
- The vinyl covering meets or exceeds all requirements of Federal Specifications CCCW-408A Quality Standard for Vinyl Coated Fabric Wallcovering CFFA-W-101A, and the Standard Classification of Wallcoverings by Durability Characteristics of ASTM-F-793-82 for the type and category classified, including 24 hour cleanability tests based on ASTM method D1308.
- The vinyl is treated with an antimicrobial to resist the growth of mildew and bacteria.

### Standard Includes

- Layer of vinyl fabric adhered to 1/8" natural cork surface over a 3/8" rigid and durable substrate
- Anodized aluminum trim with 7/8" profile and hairline mitered corners

### Options

- Available in multiple standard sizes
- Custom sizing available
- Available in multiple standard colors (see p. 17 for swatches)

Part No.	Description	Dimensions	Ship Wt.	Base MSRP
<b>A. Vinyl Add-Cork Tackboard - Aluminum Trim</b>				
312AA	Vinyl Add-Cork Tackboard - Aluminum Trim	1.5'H x2'W	6 lbs	\$226.04
312AB	Vinyl Add-Cork Tackboard - Aluminum Trim	2'H x 3'W	12 lbs	\$258.81
312AC	Vinyl Add-Cork Tackboard - Aluminum Trim	3'H x 4'W	20 lbs	\$340.33
312AD	Vinyl Add-Cork Tackboard - Aluminum Trim	4'H x 4'W	39 lbs	\$434.57
312AF	Vinyl Add-Cork Tackboard - Aluminum Trim	4'H x 5'W	46 lbs	\$469.42
312AG	Vinyl Add-Cork Tackboard - Aluminum Trim	4'H x 6'W	49 lbs	\$462.73
312AH	Vinyl Add-Cork Tackboard - Aluminum Trim	4'H x 8'W	64 lbs	\$567.95
312AK	Vinyl Add-Cork Tackboard - Aluminum Trim	4'H x 10'W	71 lbs	\$767.65
312AM	Vinyl Add-Cork Tackboard - Aluminum Trim	4'H x 12'W	104 lbs	\$797.25



## Vinyl Cork-Plate Tackboard + Aluminum Trim (313AX)

Fabric-backed vinyl over lightweight substrate makes an economical and attractive tackboard. Easy to clean surface. Vinyl is treated to resist the growth of odor- and stain-causing microbes.

Ten year limited warranty. SCS Indoor Advantage Gold Certified.

### Technical Information

- Vinyl tackboards are fade-resistant and are easily cleaned with common detergents and water.
- The vinyl covering meets or exceeds all requirements of Federal Specifications CCCW-408A Quality Standard for Vinyl Coated Fabric Wallcovering CFFA-W-101A, and the Standard Classification of Wallcoverings by Durability Characteristics of ASTM-F-793-82 for the type and category classified, including 24 hour cleanability tests based on ASTM method D1308.
- The vinyl is treated with an antimicrobial to resist the growth of mildew and bacteria.

### Standard Includes

- Layer of vinyl fabric adhered to 1/4" natural cork surface over a 1/4" rigid and moisture-resistant substrate
- Anodized aluminum trim with 7/8" profile and hairline mitered corners

### Options

- Available in multiple standard sizes
- Custom sizing available
- Available in multiple standard colors (see p. 17 for swatches)

Part No.	Description	Dimensions	Ship Wt.	Base MSRP
<b>A. Vinyl Cork-Plate Tackboard - Aluminum Trim</b>				
313AA	Vinyl Cork-Plate Tackboard - Aluminum Trim	1.5'H x2'W	6 lbs	\$270.18
313AB	Vinyl Cork-Plate Tackboard - Aluminum Trim	2'H x 3'W	14 lbs	\$296.64
313AC	Vinyl Cork-Plate Tackboard - Aluminum Trim	3'H x 4'W	22 lbs	\$396.64
313AD	Vinyl Cork-Plate Tackboard - Aluminum Trim	4'H x 4'W	44 lbs	\$471.57
313AF	Vinyl Cork-Plate Tackboard - Aluminum Trim	4'H x 5'W	55 lbs	\$572.88
313AG	Vinyl Cork-Plate Tackboard - Aluminum Trim	4'H x 6'W	66 lbs	\$542.60
313AH	Vinyl Cork-Plate Tackboard - Aluminum Trim	4'H x 8'W	88 lbs	\$634.92



## Fab-Tak Tackboard + Aluminum Trim (331AX)

Durable and non-fraying fabric over a lightweight tackable substrate creates an economical and attractive tackboard. Polyolefin fabric is washable and unaffected by most common household chemicals, salts, and cleansers. Fabric is also treated to resist the growth of stain- and odor-causing microbes, and is available in three colors.

Ten year limited warranty. SCS Indoor Advantage Gold Certified.

### Technical Information

- Fabric consists of 100% woven Polyolefin with a latex backing.
- Tested by an independent laboratory against standards for upholstery fabrics set by the National Association of Furniture Manufacturers.
- Washable and unaffected by most household chemicals, salts, and cleansers.
- Vacuuming or light brushing is recommended to prevent dust and soil build up.

### Standard Includes

- Layer of polyolefin fabric over 7/16" insulation board substrate
- Anodized aluminum trim with 7/8" profile and hairline mitered corners

### Options

- Available in multiple standard sizes
- Custom sizing available
- Available in multiple standard colors (see p. 17 for swatches)

Part No.	Description	Dimensions	Ship Wt.	Base MSRP
<b>A. Fab-Tak Tackboard - Aluminum Trim</b>				
331AA	Fab-Tak Tackboard - Aluminum Trim	1.5'H x 2'W	5 lbs	\$214.87
331AB	Fab-Tak Tackboard - Aluminum Trim	2'H x 3'W	14 lbs	\$236.46
331AC	Fab-Tak Tackboard - Aluminum Trim	3'H x 4'W	22 lbs	\$295.68
331AD	Fab-Tak Tackboard - Aluminum Trim	4'H x 4'W	41 lbs	\$375.08
331AF	Fab-Tak Tackboard - Aluminum Trim	4'H x 5'W	48 lbs	\$392.17
331AG	Fab-Tak Tackboard - Aluminum Trim	4'H x 6'W	52 lbs	\$399.82
331AH	Fab-Tak Tackboard - Aluminum Trim	4'H x 8'W	63 lbs	\$448.08
331AK	Fab-Tak Tackboard - Aluminum Trim	4'H x 10'W	75 lbs	\$586.77
331AM	Fab-Tak Tackboard - Aluminum Trim	4'H x 12'W	110 lbs	\$664.92





## Fabric Add-Cork Tackboard + Aluminum Trim (332AX)

Durable and non-fraying fabric over a lightweight tackable substrate creates an economical and attractive tackboard. Polyolefin fabric is washable and unaffected by most common household chemicals, salts, and cleansers. Fabric is also treated to resist the growth of stain- and odor-causing microbes, and is available in three colors.

Ten year limited warranty. SCS Indoor Advantage Gold Certified.

### Technical Information

- Fabric consists of 100% woven Polyolefin with a latex backing.
- Tested by an independent laboratory against standards for upholstery fabrics set by the National Association of Furniture Manufacturers.
- Washable and unaffected by most household chemicals, salts, and cleansers.
- Vacuuming or light brushing is recommended to prevent dust and soil build up.

### Standard Includes

- Layer of polyolefin fabric adhered to 1/8" natural cork surface over a 3/8" rigid and durable substrate
- Anodized aluminum trim with 7/8" profile and hairline mitered corners

### Options

- Available in multiple standard sizes
- Custom sizing available
- Available in multiple standard colors (see p. 17 for swatches)

Part No.	Description	Dimensions	Ship Wt.	Base MSRP
<b>A. Fabric Add-Cork Tackboard - Aluminum Trim</b>				
332AA	Fabric Add-Cork Tackboard - Aluminum Trim	1.5'H x2'W	6 lbs	\$222.12
332AB	Fabric Add-Cork Tackboard - Aluminum Trim	2'H x 3'W	12 lbs	\$250.83
332AC	Fabric Add-Cork Tackboard - Aluminum Trim	3'H x 4'W	20 lbs	\$324.34
332AD	Fabric Add-Cork Tackboard - Aluminum Trim	4'H x 4'W	39 lbs	\$413.28
332AF	Fabric Add-Cork Tackboard - Aluminum Trim	4'H x 5'W	46 lbs	\$441.92
332AG	Fabric Add-Cork Tackboard - Aluminum Trim	4'H x 6'W	49 lbs	\$457.17
332AH	Fabric Add-Cork Tackboard - Aluminum Trim	4'H x 8'W	64 lbs	\$524.52
332AK	Fabric Add-Cork Tackboard - Aluminum Trim	4'H x 10'W	71 lbs	\$685.88
332AM	Fabric Add-Cork Tackboard - Aluminum Trim	4'H x 12'W	104 lbs	\$733.61



## Fabric Cork-Plate Tackboard + Aluminum Trim (333AX)

Durable and non-fraying fabric over a lightweight tackable substrate creates an economical and attractive tackboard. Polyolefin fabric is washable and unaffected by most common household chemicals, salts, and cleansers. Fabric is also treated to resist the growth of stain- and odor-causing microbes, and is available in three colors.

Ten year limited warranty. SCS Indoor Advantage Gold Certified.

### Technical Information

- Fabric consists of 100% woven Polyolefin with a latex backing.
- Tested by an independent laboratory against standards for upholstery fabrics set by the National Association of Furniture Manufacturers.
- Washable and unaffected by most household chemicals, salts, and cleansers.
- Vacuuming or light brushing is recommended to prevent dust and soil build up.

### Standard Includes

- Layer of polyolefin fabric adhered to 1/4" natural cork surface over a 1/4" rigid and moisture-resistant substrate
- Anodized aluminum trim with 7/8" profile and hairline mitered corners

### Options

- Available in multiple standard sizes
- Custom sizing available
- Available in multiple standard colors (see p. 17 for swatches)

Part No.	Description	Dimensions	Ship Wt.	Base MSRP
<b>A. Fabric Cork-Plate Tackboard – Aluminum Trim</b>				
333AA	Fabric Cork-Plate Tackboard – Aluminum Trim	1.5'H x2'W	6 lbs	\$260.00
333AB	Fabric Cork-Plate Tackboard – Aluminum Trim	2'H x 3'W	14 lbs	\$283.81
333AC	Fabric Cork-Plate Tackboard – Aluminum Trim	3'H x 4'W	22 lbs	\$378.76
333AD	Fabric Cork-Plate Tackboard – Aluminum Trim	4'H x 4'W	44 lbs	\$448.56
333AF	Fabric Cork-Plate Tackboard – Aluminum Trim	4'H x 5'W	55 lbs	\$544.72
333AG	Fabric Cork-Plate Tackboard – Aluminum Trim	4'H x 6'W	66 lbs	\$579.26
333AH	Fabric Cork-Plate Tackboard – Aluminum Trim	4'H x 8'W	88 lbs	\$758.28



## Rubber-Tak® Tackboard + Aluminum Trim (321AX)

Rubber-Tak® tackboards are made with a recycled and virtually indestructible rubber surface, providing superior resilience and self-healing qualities. Rubber naturally resists most chemicals and stain- and odor-causing microbes, and is easy to clean and maintain.

Rubber-Tak® is an ideal choice for classrooms, hallways, auditoriums, gymnasiums and fitness areas, industrial spaces, and other high traffic areas, offering excellent sound and shock absorbency.

Fifty year limited warranty. SCS Indoor Advantage Gold Certified.

### Technical Information


- Made with recycled and virtually indestructible rubber surface

### Standard Includes

- 1/16" layer of rubber material over 7/16" insulation board substrate
- Anodized aluminum trim with 7/8" profile and hairline mitered corners

Part No.	Description	Dimensions	Ship Wt.	Base MSRP
<b>A. Rubber-Tak Tackboard - Aluminum Trim</b>				
321AA	Rubber-Tak Tackboard - Aluminum Trim	1.5'H x 2'W	5 lbs	\$126.87
321AB	Rubber-Tak Tackboard - Aluminum Trim	2'H x 3'W	10 lbs	\$149.57
321AC	Rubber-Tak Tackboard - Aluminum Trim	3'H x 4'W	17 lbs	\$206.53
321AD	Rubber-Tak Tackboard - Aluminum Trim	4'H x 4'W	42 lbs	\$274.57
321AF	Rubber-Tak Tackboard - Aluminum Trim	4'H x 5'W	50 lbs	\$300.31

**DISCONTINUED: Available while supplies last!**



## Rubber-Tak® Tackboard + Euro® Trim (321RX)

Rubber-Tak® tackboards are made with a recycled and virtually indestructible rubber surface, providing superior resilience and self-healing qualities. Rubber naturally resists most chemicals and stain- and odor-causing microbes, and is easy to clean and maintain.

Rubber-Tak® is an ideal choice for classrooms, hallways, auditoriums, gymnasiums and fitness areas, industrial spaces, and other high traffic areas, offering excellent sound and shock absorbency.

Fifty year limited warranty. SCS Indoor Advantage Gold Certified.

### Technical Information


- Made with recycled and virtually indestructible rubber surface

### Standard Includes

- 1/16" layer of rubber material over 7/16" insulation board substrate
- Extruded anodized aluminum joined with injection molded curved corner pieces

Part No.	Description	Dimensions	Ship Wt.	Base MSRP
<b>A. Rubber-Tak Tackboard - Euro Trim</b>				
321RA	Rubber-Tak Tackboard - Euro Trim	1.5'H x 2'W	5 lbs	\$134.34
321RB	Rubber-Tak Tackboard - Euro Trim	2'H x 3'W	10 lbs	\$156.49
321RC	Rubber-Tak Tackboard - Euro Trim	3'H x 4'W	17 lbs	\$203.57
321RD	Rubber-Tak Tackboard - Euro Trim	4'H x 4'W	42 lbs	\$275.28
321RF	Rubber-Tak Tackboard - Euro Trim	4'H x 5'W	50 lbs	\$328.03

DISCONTINUED: Available while supplies last!



## Rubber-Tak® Tackboard + Presidential Trim (321PX/-T1)

Rubber-Tak® tackboards are made with a recycled and virtually indestructible rubber surface, providing superior resilience and self-healing qualities. Rubber naturally resists most chemicals and stain- and odor-causing microbes, and is easy to clean and maintain.

Rubber-Tak® is an ideal choice for classrooms, hallways, auditoriums, gymnasiums and fitness areas, industrial spaces, and other high traffic areas, offering excellent sound and shock absorbency.

Fifty year limited warranty. SCS Indoor Advantage Gold Certified.

### Technical Information


- Made with recycled and virtually indestructible rubber surface

### Standard Includes

- 1/16" layer of rubber material over 7/16" insulation board substrate
- Anodized aluminum trim with injection-molded curved plastic corner pieces

Part No.	Description	Dimensions	Ship Wt.	Base MSRP
<b>A. Rubber-Tak Tackboard - Presidential Trim (Silver)</b>				
321PB	Rubber-Tak Tackboard - Presidential Trim (Silver)	2'H x 3'W	10 lbs	\$160.02
321PC	Rubber-Tak Tackboard - Presidential Trim (Silver)	3'H x 4'W	17 lbs	\$208.69
321PD	Rubber-Tak Tackboard - Presidential Trim (Silver)	4'H x 4'W	42 lbs	\$281.20
<b>B. Rubber-Tak Tackboard - Presidential Trim (Black)</b>				
321PB-T1	Rubber-Tak Tackboard - Presidential Trim (Black)	2'H x 3'W	10 lbs	\$176.41
321PC-T1	Rubber-Tak Tackboard - Presidential Trim (Black)	3'H x 4'W	17 lbs	\$231.56
321PD-T1	Rubber-Tak Tackboard - Presidential Trim (Black)	4'H x 4'W	42 lbs	\$307.25

**DISCONTINUED: Available while supplies last!**



## Rubber-Tak® Tackboard + Ultra Trim (3218X/3219X)

Rubber-Tak® tackboards are made with a recycled and virtually indestructible rubber surface, providing superior resilience and self-healing qualities. Rubber naturally resists most chemicals and stain and odor-causing microbes, and is easy to clean and maintain.

Rubber-Tak® is an ideal choice for classrooms, hallways, auditoriums, gymnasiums and fitness areas, industrial spaces, and other high traffic areas, offering excellent sound and shock absorbency.

Fifty year limited warranty. SCS Indoor Advantage Gold Certified.

### Technical Information


- Made with recycled and virtually indestructible rubber surface

### Standard Includes

- 1/16" layer of rubber material over 7/16" insulation board substrate
- Anodized aluminum trim with 5/16" profile with plastic corner trim

Part No.	Description	Dimensions	Ship Wt.	Base MSRP
<b>A. Rubber-Tak Tackboard - Ultra Trim (Silver)</b>				
3219B	Rubber-Tak Tackboard - Ultra Trim (Silver)	2'H × 3'W	10 lbs	\$153.75
3219C	Rubber-Tak Tackboard - Ultra Trim (Silver)	3'H × 4'W	17 lbs	\$198.95
3219D	Rubber-Tak Tackboard - Ultra Trim (Silver)	4'H × 4'W	42 lbs	\$270.96
<b>B. Rubber-Tak Tackboard - Ultra Trim (Black)</b>				
3218B	Rubber-Tak Tackboard - Ultra Trim (Black)	2'H × 3'W	10 lbs	\$168.47
3218C	Rubber-Tak Tackboard - Ultra Trim (Black)	3'H × 4'W	17 lbs	\$219.44
3218D	Rubber-Tak Tackboard - Ultra Trim (Black)	4'H × 4'W	42 lbs	\$295.41

**DISCONTINUED: Available while supplies last!**



## Map Rails + Accessories

Durable map rails turn any empty wall space into instant display space. Available in 1" or 2" high rails with an ash colored cork tackable insert. Extrusion is anodized aluminum.

Sold in sets of six. Hook clips, flag holders, map winders, and end stops available separately.

SCS Indoor Advantage Gold Certified.

### Standard Includes

- Anodized aluminum extrusion with tackable Colored Cork insert
- Sold in sets of six

### Options

- Multiple standard sizes available
- Custom sizing available
- Accessory options available

Part No.	Description	Dimensions	Ship Wt.	Base MSRP
<b>A. Map Rails - 1"</b>				
522D	1" Map Rail (set of 6)	1"H × 48"W	6 lbs	\$204.77
522G	1" Map Rail (set of 6)	1"H × 72"W	8 lbs	\$234.67
522H	1" Map Rail (set of 6)	1"H × 96"W	10 lbs	\$264.92
522K	1" Map Rail (set of 6)	1"H × 120"W	14 lbs	\$317.90
522M	1" Map Rail (set of 6)	1"H × 144"W	18 lbs	\$324.85
<b>B. Map Rails - 2"</b>				
523D	2" Map Rail (set of 6)	2"H × 48"W	8 lbs	\$199.77
523G	2" Map Rail (set of 6)	2"H × 72"W	14 lbs	\$255.96
523H	2" Map Rail (set of 6)	2"H × 96"W	18 lbs	\$312.54
523K	2" Map Rail (set of 6)	2"H × 120"W	22 lbs	\$407.02
523M	2" Map Rail (set of 6)	2"H × 144"W	33 lbs	\$452.21
<b>C. Map Rail Accessories - 1"</b>				
510	1" Hook Clip (1)		1 lb	\$5.00
512	1" Flag Holder (1)		1 lb	\$8.75
514	1" Map Winders (2)		1 lb	\$19.75
516	1" End Stops (2)		1 lb	\$7.50
<b>D. Map Rail Accessories - 2"</b>				
511	2" Hook Clip (1)		1 lb	\$5.75
513	2" Flag Holder (1)		1 lb	\$9.50
515	2" Map Winders (2)		1 lb	\$20.00
517	2" End Stops (2)		1 lb	\$7.75



## Tack-Bite Display Rail

Tack-Bite paper holders are an innovative and safe way to display documents, posters or pictures.

Features a unique roller system to provide a secure hold and quick release on papers without any damage. Simply push in and lift out.

Includes a natural cork tackable insert for even more versatility.

Ten year limited warranty. SCS Indoor Advantage Gold Certified.

### Standard Includes

- Aluminum extrusion with natural cork tackable insert
- Roller system to hold documents without tacks
- Sold in sets of six

### Options

- Multiple standard sizes available
- Custom sizing available
- Accessory options available (see p. 84)

Part No.	Description	Dimensions	Ship Wt.	Base MSRP
<b>A. Tack-Bite Display Rail</b>				
504-0	Tack-Bite Display Rail (set of 6)	7"W	2 lbs	\$153.08
504-1	Tack-Bite Display Rail (set of 6)	12"W	4 lbs	\$170.98
504-2	Tack-Bite Display Rail (set of 6)	24"W	5 lbs	\$223.10
504-3	Tack-Bite Display Rail (set of 6)	36"W	7 lbs	\$283.46
504-4	Tack-Bite Display Rail (set of 6)	48"W	10 lbs	\$372.70
504-6	Tack-Bite Display Rail (set of 6)	72"W	12 lbs	\$511.82
504-8	Tack-Bite Display Rail (set of 4)	96"W	13 lbs	\$494.76





## Bulletin Bar

Bulletin Bars consists of a tackable natural cork strip encased in a 1" satin aluminum extrusion. Available in a variety of lengths, bars are sold in packages of 12 with a set of 40 push pins.

SCS Indoor Advantage Gold Certified.

### Standard Includes

- 1" anodized satin aluminum extrusion with Colored Cork tackable insert
- Sold in sets of 12
- Includes set of 40 push pins

### Options

- Multiple standard sizes available
- Custom sizing available

Part No.	Description	Dimensions	Ship Wt.	Base MSRP
<b>A. Bulletin Bar</b>				
558-1	Bulletin Bar (set of 12) – Colored Cork	1"H × 12"W	3 lbs	\$133.16
558-2	Bulletin Bar (set of 12) – Colored Cork	1"H × 24"W	5 lbs	\$182.34
558-3	Bulletin Bar (set of 12) – Colored Cork	1"H × 36"W	8 lbs	\$228.24
558-4	Bulletin Bar (set of 12) – Colored Cork	1"H × 48"W	10 lbs	\$262.55



## Tackboard Display Panel

Tackboard Display Panels turn any blank wall into instant display space. Ideal for hanging artwork, posters, maps, or other information.

Ten year limited warranty. SCS Indoor Advantage Gold Certified.

### Standard Includes

- 11-3/4"H tackable panel trimmed in anodized aluminum with hairline corners
- Plastic end caps

### Options

- Available finished in natural cork or vinyl
- Available in multiple standard sizes
- Custom sizing available
- Multiple colors of vinyl available (see p. 17 for swatches)

Part No.	Description	Dimensions	Ship Wt.	Base MSRP
<b>A. Tackboard Display Panel</b>				
507AG	Tackboard Display Panel	11.8"H × 72"W	12 lbs	\$292.28
507AH	Tackboard Display Panel	11.8"H × 96"W	16 lbs	\$383.26



## Visionary® Move Mobile Magnetic Glass Board (Platinum Frame)

Get up to twice the functional space of a wall-mounted board with a versatile and contemporary Visionary® Move Mobile Magnetic Glass Markerboard.

Ultra durable double-sided glass magnetic markerboard is a contemporary communication tool providing the highest quality writing and erasing experience. Accepts rare earth magnets.

Smooth finish accepts dry erase, wet erase, chalk markers and more. Tempered safety glass for use in any environment with sturdy steel plate backing.

Mobile board can be set at either 60.5"H or 72.8"H for ideal viewing.

SCS Indoor Advantage Gold Certified.

### Standard Includes

- Anodized aluminum trim with platinum finish
- Double-sided in tempered glass surface backed with steel for structural stability and to accept magnets
- Includes dual-wheel casters, two locking and two non-locking

### Options

- Available with a panel size of 4' x 3' or 4' x 6' (dimensions are approximate)
- Available in multiple standard colors (see p. 16 for swatches)
- Mix and match colors on each side
- Custom colors available
- Custom graphics available

Part No.	Description	Dimensions	Ship Wt.	Base MSRP
<b>A. Visionary Move Mobile Magnetic Glass Board (Platinum Frame) (4' x 3')</b>				
74950-GLOSSWHITE	Visionary Move (Small) – White	72.8"H x 38.3"W x 25.9"D	156 lbs	\$1,654.68
74950-RED	Visionary Move (Small) – Red	72.8"H x 38.3"W x 25.9"D	156 lbs	\$1,654.68
74950-ORANGE	Visionary Move (Small) – Orange	72.8"H x 38.3"W x 25.9"D	156 lbs	\$1,654.68
74950-YELLOW	Visionary Move (Small) – Yellow	72.8"H x 38.3"W x 25.9"D	156 lbs	\$1,654.68
74950-GREEN	Visionary Move (Small) – Green	72.8"H x 38.3"W x 25.9"D	156 lbs	\$1,654.68
74950-BLUE	Visionary Move (Small) – Blue	72.8"H x 38.3"W x 25.9"D	156 lbs	\$1,654.68
74950-NAVY	Visionary Move (Small) – Navy	72.8"H x 38.3"W x 25.9"D	156 lbs	\$1,654.68
74950-PURPLE	Visionary Move (Small) – Purple	72.8"H x 38.3"W x 25.9"D	156 lbs	\$1,654.68
74950-WHITE	Visionary Move (Small) – Low Iron White	72.8"H x 38.3"W x 25.9"D	156 lbs	\$1,833.56
<b>B. Visionary Move Mobile Magnetic Glass Board (Platinum Frame) (4' x 6')</b>				
74951-GLOSSWHITE	Visionary Move (Large) – White	72.8"H x 73.1"W x 25.9"D	360 lbs	\$2,707.30
74951-RED	Visionary Move (Large) – Red	72.8"H x 73.1"W x 25.9"D	360 lbs	\$2,707.30
74951-ORANGE	Visionary Move (Large) – Orange	72.8"H x 73.1"W x 25.9"D	360 lbs	\$2,707.30
74951-YELLOW	Visionary Move (Large) – Yellow	72.8"H x 73.1"W x 25.9"D	360 lbs	\$2,707.30
74951-GREEN	Visionary Move (Large) – Green	72.8"H x 73.1"W x 25.9"D	360 lbs	\$2,707.30
74951-BLUE	Visionary Move (Large) – Blue	72.8"H x 73.1"W x 25.9"D	360 lbs	\$2,707.30
74951-NAVY	Visionary Move (Large) – Navy	72.8"H x 73.1"W x 25.9"D	360 lbs	\$2,707.30
74951-PURPLE	Visionary Move (Large) – Purple	72.8"H x 73.1"W x 25.9"D	360 lbs	\$2,707.30
74951-WHITE	Visionary Move (Large) – Low Iron White	72.8"H x 73.1"W x 25.9"D	360 lbs	\$2,939.55



## Visionary® Curve Colors Mobile Magnetic Glass Board (White Frame)

Get up to twice the functional space of a wall-mounted board with a versatile and stylish Visionary® Curve Colors Mobile Magnetic Glass Board, with modern white frame and colored glass options.

Panel is beautiful and modern double-sided magnetic glass, giving you style as well as a surface that provides unmatched writability and erases without ghosting.

SCS Indoor Advantage Gold Certified.

### Standard Includes

- Anodized aluminum trim with white finish
- Double-sided in tempered glass surface backed with steel for structural stability and to accept magnets
- Includes dual-wheel locking casters

### Options

- Available with a panel size of 4' x 3' (approximate)
- Available in multiple standard colors (see p. 16 for swatches)
- Mix and match colors on each side
- Custom colors available
- Custom graphics available

Part No.	Description	Dimensions	Ship Wt.	Base MSRP
<b>A. Visionary Curve Colors Mobile Magnetic Glass Board (White Frame)</b>				
74957-WHITE	Visionary Curve Colors – Low Iron White	68.8"H x 36"W x 22.8"D	144 lbs	\$1,986.65
74957-GLOSSWHITE	Visionary Curve Colors – White	68.8"H x 36"W x 22.8"D	144 lbs	\$1,507.94
74957-RED	Visionary Curve Colors – Red	68.8"H x 36"W x 22.8"D	144 lbs	\$1,535.55
74957-ORANGE	Visionary Curve Colors – Orange	68.8"H x 36"W x 22.8"D	144 lbs	\$1,535.55
74957-YELLOW	Visionary Curve Colors – Yellow	68.8"H x 36"W x 22.8"D	144 lbs	\$1,535.55
74957-GREEN	Visionary Curve Colors – Green	68.8"H x 36"W x 22.8"D	144 lbs	\$1,535.55
74957-BLUE	Visionary Curve Colors – Blue	68.8"H x 36"W x 22.8"D	144 lbs	\$1,535.55
74957-NAVY	Visionary Curve Colors – Navy	68.8"H x 36"W x 22.8"D	144 lbs	\$1,535.55
74957-PURPLE	Visionary Curve Colors – Purple	68.8"H x 36"W x 22.8"D	144 lbs	\$1,535.55



## Hierarchy Grow & Roll® Mobile Magnetic Glass Board

Ideal for use in collaborative learning environments, the dual magnetic glass markerboard allows for multiple users, while the floor to stand surface maximizes use. Moves easily wherever you want it!

SCS Indoor Advantage Gold Certified.


### Standard Includes

- Anodized aluminum trim
- Double-sided in tempered glass surface backed with steel for structural stability and to accept magnets
- Includes two locking and two non-locking casters

### Options

- Available with a panel size of 4' x 3' or 4' x 6' (dimensions are approximate)
- Available in multiple standard colors (see p. 16 for swatches)
- Mix and match colors on each side
- Custom colors available
- Custom graphics available

Part No.	Description	Dimensions	Ship Wt.	Base MSRP
<b>A. Hierarchy Grow &amp; Roll Board (4' x 3')</b>				
84425-WHITE	Hierarchy Grow & Roll Mobile Board (Small) - Low Iron White	47.2"H x 35.4"W x 23.5"D	150 lbs	\$1,839.83
84425-GLOSSWHITE	Hierarchy Grow & Roll Mobile Board (Small) - White	47.2"H x 35.4"W x 23.5"D	150 lbs	\$1,568.90
84425-RED	Hierarchy Grow & Roll Mobile Board (Small) - Red	47.2"H x 35.4"W x 23.5"D	150 lbs	\$1,596.51
84425-ORANGE	Hierarchy Grow & Roll Mobile Board (Small) - Orange	47.2"H x 35.4"W x 23.5"D	150 lbs	\$1,596.51
84425-YELLOW	Hierarchy Grow & Roll Mobile Board (Small) - Yellow	47.2"H x 35.4"W x 23.5"D	150 lbs	\$1,596.51
84425-GREEN	Hierarchy Grow & Roll Mobile Board (Small) - Green	47.2"H x 35.4"W x 23.5"D	150 lbs	\$1,596.51
84425-BLUE	Hierarchy Grow & Roll Mobile Board (Small) - Blue	47.2"H x 35.4"W x 23.5"D	150 lbs	\$1,596.51
84425-NAVY	Hierarchy Grow & Roll Mobile Board (Small) - Navy	47.2"H x 35.4"W x 23.5"D	150 lbs	\$1,596.51
84425-PURPLE	Hierarchy Grow & Roll Mobile Board (Small) - Purple	47.2"H x 35.4"W x 23.5"D	150 lbs	\$1,596.51
<b>B. Hierarchy Grow &amp; Roll Board (6' x 4')</b>				
84426-WHITE	Hierarchy Grow & Roll Mobile Board (Large) - Low Iron White	70.9"H x 47.2"W x 23.5"D	350 lbs	\$2,748.68
84426-GLOSSWHITE	Hierarchy Grow & Roll Mobile Board (Large) - White	70.9"H x 47.2"W x 23.5"D	350 lbs	\$2,478.70
84426-RED	Hierarchy Grow & Roll Mobile Board (Large) - Red	70.9"H x 47.2"W x 23.5"D	350 lbs	\$2,599.61
84426-ORANGE	Hierarchy Grow & Roll Mobile Board (Large) - Orange	70.9"H x 47.2"W x 23.5"D	350 lbs	\$2,599.61
84426-YELLOW	Hierarchy Grow & Roll Mobile Board (Large) - Yellow	70.9"H x 47.2"W x 23.5"D	350 lbs	\$2,599.61
84426-GREEN	Hierarchy Grow & Roll Mobile Board (Large) - Green	70.9"H x 47.2"W x 23.5"D	350 lbs	\$2,599.61
84426-BLUE	Hierarchy Grow & Roll Mobile Board (Large) - Blue	70.9"H x 47.2"W x 23.5"D	350 lbs	\$2,599.61
84426-NAVY	Hierarchy Grow & Roll Mobile Board (Large) - Navy	70.9"H x 47.2"W x 23.5"D	350 lbs	\$2,599.61
84426-PURPLE	Hierarchy Grow & Roll Mobile Board (Large) - Purple	70.9"H x 47.2"W x 23.5"D	350 lbs	\$2,599.61



## Platinum Mobile Reversible Board

Get up to twice the functional space of a wall-mounted board with a versatile and mobile Platinum Mobile Reversible Board.

Boards are double-sided and available in a variety of surface combinations, including porcelain steel magnetic markerboard, Dura-Rite® HPL dry erase markerboard, and tackable natural cork.

Panel is trimmed with modern anodized aluminum, rotates 360° on a pivot hinge, and locks into place with the turn of a knob.

SCS Indoor Advantage Gold Certified.

### Standard Includes

- Anodized aluminum trim with plastic accent pieces
- Includes full-length accessory tray and stabilizer bar with perforated pattern
- Base features rounded bumpers to protect walls
- Includes 3" locking casters

### Options

- Available with a panel size of 40" × 30" (ships UPS), 4' × 5', 4' × 6', or 4' × 8'
- Available in multiple surface material combinations
- Custom surfaces available

Part No.	Description	Dimensions	Ship Wt.	Base MSRP
<b>A. Platinum Mobile Reversible Board (40" × 30")</b>				
669RU-DC	Porcelain Steel Whiteboard / Natural Cork	40"H × 30"W	72 lbs	\$1,126.26
669RU-DD	Porcelain Steel Whiteboard / Porcelain Steel Whiteboard	40"H × 30"W	66 lbs	\$1,058.54
669RU-DM	Porcelain Steel Whiteboard / Porcelain Steel Whiteboard + Music Lines	40"H × 30"W	67 lbs	\$1,303.58
669RU-HC	Dura-Rite HPL Whiteboard / Natural Cork	40"H × 30"W	54 lbs	\$991.04
669RU-HH	Dura-Rite HPL Whiteboard / Dura-Rite HPL Whiteboard	40"H × 30"W	55 lbs	\$928.01
<b>B. Platinum Mobile Reversible Board (4' × 5')</b>				
669RF-DC	Porcelain Steel Whiteboard / Natural Cork	4'H × 5'W	143 lbs	\$1,494.04
669RF-DD	Porcelain Steel Whiteboard / Porcelain Steel Whiteboard	4'H × 5'W	135 lbs	\$1,392.18
669RF-DM	Porcelain Steel Whiteboard / Porcelain Steel Whiteboard + Music Lines	4'H × 5'W	136 lbs	\$1,770.86
669RF-HC	Dura-Rite HPL Whiteboard / Natural Cork	4'H × 5'W	125 lbs	\$1,470.48
669RF-HH	Dura-Rite HPL Whiteboard / Dura-Rite HPL Whiteboard	4'H × 5'W	97 lbs	\$1,218.86
<b>C. Platinum Mobile Reversible Board (4' × 6')</b>				
669RG-DC	Porcelain Steel Whiteboard / Natural Cork	4'H × 6'W	147 lbs	\$1,542.83
669RG-DD	Porcelain Steel Whiteboard / Porcelain Steel Whiteboard	4'H × 6'W	134 lbs	\$1,615.30
669RG-DM	Porcelain Steel Whiteboard / Porcelain Steel Whiteboard + Music Lines	4'H × 6'W	135 lbs	\$1,800.79
669RG-HC	Dura-Rite HPL Whiteboard / Natural Cork	4'H × 6'W	110 lbs	\$1,471.39
669RG-HH	Dura-Rite HPL Whiteboard / Dura-Rite HPL Whiteboard	4'H × 6'W	113 lbs	\$1,242.25
<b>D. Platinum Mobile Reversible Board (4' × 8')</b>				
669RH-DD	Porcelain Steel Whiteboard / Porcelain Steel Whiteboard	4'H × 8'W	209 lbs	\$1,781.87
669RH-DM	Porcelain Steel Whiteboard / Porcelain Steel Whiteboard + Music Lines	4'H × 8'W	210 lbs	\$2,034.72
669RH-DC	Porcelain Steel Whiteboard / Natural Cork	4'H × 8'W	191 lbs	\$1,818.18
669RH-HC	Dura-Rite HPL Whiteboard / Natural Cork	4'H × 8'W	157 lbs	\$1,818.86
669RH-HH	Dura-Rite HPL Whiteboard / Dura-Rite HPL Whiteboard	4'H × 8'W	162 lbs	\$1,481.54



## Deluxe Mobile Reversible Board + Aluminum Trim

Get up to twice the functional space of a wall-mounted board with a versatile and mobile Deluxe Mobile Reversible Board.

Boards are double-sided and available in a variety of surface combinations, including porcelain steel magnetic markerboard, Dura-Rite® HPL dry erase markerboard, and tackable natural cork.

Panel rotates 360° on a pivot hinge, and locks into place with the turn of a knob.

Anodized aluminum trim includes a full-length accessory tray. Wide base design for stability includes 3" locking casters.

SCS Indoor Advantage Gold Certified.

### Standard Includes

- Anodized aluminum trim
- Includes full-length accessory tray and stabilizer bar
- Includes 3" locking casters

### Options

- Available with a panel size of 40" × 30" (ships UPS), 4' × 5', 4' × 6', or 4' × 8'
- Available in multiple surface material combinations
- Custom surfaces available

Part No.	Description	Dimensions	Ship Wt.	Base MSRP
<b>A. Deluxe Mobile Reversible Board (40" × 30")</b>				
668AC-CC	Natural Cork / Natural Cork	40"H × 30"W	76 lbs	\$704.82
668AC-DC	Porcelain Steel Whiteboard / Natural Cork	40"H × 30"W	75 lbs	\$933.23
668AC-DD	Porcelain Steel Whiteboard / Porcelain Steel Whiteboard	40"H × 30"W	60 lbs	\$892.34
668AC-DM	Porcelain Steel Whiteboard / Porcelain Steel Whiteboard + Music Lines	40"H × 30"W	61 lbs	\$1,022.73
668AC-HH	Dura-Rite HPL Whiteboard / Dura-Rite HPL Whiteboard	40"H × 30"W	47 lbs	\$699.77
<b>B. Deluxe Mobile Reversible Board (4' × 5')</b>				
668AF-CC	Natural Cork / Natural Cork	4'H × 5'W	129 lbs	\$974.57
668AF-DC	Porcelain Steel Whiteboard / Natural Cork	4'H × 5'W	105 lbs	\$1,279.29
668AF-DD	Porcelain Steel Whiteboard / Porcelain Steel Whiteboard	4'H × 5'W	116 lbs	\$1,252.70
668AF-DM	Porcelain Steel Whiteboard / Porcelain Steel Whiteboard + Music Lines	4'H × 5'W	117 lbs	\$1,538.76
668AF-HH	Dura-Rite HPL Whiteboard / Dura-Rite HPL Whiteboard	4'H × 5'W	81 lbs	\$962.53
<b>C. Deluxe Mobile Reversible Board (4' × 6')</b>				
668AG-CC	Natural Cork / Natural Cork	4'H × 6'W	72 lbs	\$977.10
668AG-DC	Porcelain Steel Whiteboard / Natural Cork	4'H × 6'W	114 lbs	\$1,334.62
668AG-DD	Porcelain Steel Whiteboard / Porcelain Steel Whiteboard	4'H × 6'W	130 lbs	\$1,356.69
668AG-DM	Porcelain Steel Whiteboard / Porcelain Steel Whiteboard + Music Lines	4'H × 6'W	131 lbs	\$1,605.61
668AG-HH	Dura-Rite HPL Whiteboard / Dura-Rite HPL Whiteboard	4'H × 6'W	70 lbs	\$994.07
<b>D. Deluxe Mobile Reversible Board (4' × 8')</b>				
668AH-CC	Natural Cork / Natural Cork	4'H × 8'W	108 lbs	\$1,189.57
668AH-DC	Porcelain Steel Whiteboard / Natural Cork	4'H × 8'W	114 lbs	\$1,695.58
668AH-DD	Porcelain Steel Whiteboard / Porcelain Steel Whiteboard	4'H × 8'W	170 lbs	\$1,692.80
668AH-DM	Porcelain Steel Whiteboard / Porcelain Steel Whiteboard + Music Lines	4'H × 8'W	171 lbs	\$1,960.15
668AH-HH	Dura-Rite HPL Whiteboard / Dura-Rite HPL Whiteboard	4'H × 8'W	109 lbs	\$1,244.49



## Ogee Curved Easel

The curved whiteboard surface on the Ogee Curved Easel maximizes the use of the writing surface while giving it a sleek high end design look.

Surface measures 72"H × 36"W. Curved bottom makes writing on the lower portion of the board easier.

Middle storage tray also functions as a handle to easily move the Ogee around wherever it's needed. Great for space division. Boards nest using the handle.

Comes standard with a marker tray, and bottom shelf provides storage space.

SCS Indoor Advantage Gold Certified.

### Standard Includes

- Anodized aluminum trim with plastic accent pieces
- Includes internal accessory tray and storage compartment
- Handle for easy mobility and nesting multiple easels
- Includes dual-wheel casters

### Options

- Available in porcelain steel or Magne-Rite powder-coated steel surface

Part No.	Description	Dimensions	Ship Wt.	Base MSRP
<b>A. Ogee Curved Easel</b>				
55471-DD	Ogee Curved Easel (Porcelain Steel)	74.3"H × 36.5"W × 23.5"D	107 lbs	\$1,708.67
55471-PP	Ogee Curved Easel (Magne-Rite)	74.3"H × 36.5"W × 23.5"D	107 lbs	\$1,385.95





## Wheasel® Mobile Easel

The Wheasel® is a versatile double sided mobile easel ideal for any environment.

Available in framed with a magnetic porcelain steel dry erase markerboard surface or unframed with a melamine dry erase markerboard surface.

Adjusts in height to 59.5" or 65" high.

SCS Indoor Advantage Gold Certified.

### Standard Includes

- Anodized black aluminum trim with plastic accent pieces (melamine surface is unframed)
- Flip chart hooks on each side (porcelain surface includes brass hooks, melamine surface includes plastic hooks)
- Accessory tray on each side
- Lower storage tray
- Locking 2" casters

### Options

- Available in porcelain steel or melamine surface

Part No.	Description	Dimensions	Ship Wt.	Base MSRP
<b>A. Wheasel Mobile Easel</b>				
759	Wheasel Mobile Easel – Melamine	65"H × 28.8"W × 27"D	45 lbs	\$558.22
770	Wheasel Mobile Easel – Porcelain	65"H × 28.8"W × 27"D	55 lbs	\$784.09

Porcelain



Melamine



## Nest Easel

The Nest Easel is designed to nest together for ease of transport and compact storage.

Can be adjusted to 65" or 72" high.

SCS Indoor Advantage Gold Certified.

### Standard Includes

- Anodized aluminum trim with plastic accent pieces
- Magnetic whiteboard surface on each side (40- $\frac{3}{4}$ "H  $\times$  28- $\frac{3}{4}$ "W)
- Flip chart hooks on each side
- Accessory tray on each side
- Adjustable storage box made with perforated steel
- Includes 2" casters (two locking)

### Options

- Available in black or silver trim

Part No.	Description	Dimensions	Ship Wt.	Base MSRP
<b>A. Nest Easel</b>				
785P	Silver Trim – Magnetic Surface	72"H $\times$ 34.8"W $\times$ 24"D	69 lbs	\$794.20
781P	Black Trim – Magnetic Surface	72"H $\times$ 34.8"W $\times$ 24"D	69 lbs	\$794.20

DISCONTINUED: Available while supplies last!



## Expanding Nest Easel

Get the most out of your mobile compact whiteboard with the Expanding Nest Easel. Double sided in magnetic dry erase surface, this versatile easel will keep your group interactions and meetings organized and fun.

Add optional melamine side panels to get extra room for notes or ideas. Panels hook easily to the frame.

Easel can be set to 65" or 72" high. Multiple easels nest for easy transport and compact storage when not in use.

SCS Indoor Advantage Gold Certified.

### Standard Includes

- Anodized aluminum trim with plastic accent pieces
- Magnetic whiteboard surface on each side (40.8"H × 28.8"W)
- Flip chart hooks on each side
- Accessory tray on each side
- Adjustable storage box made with perforated steel
- Includes 2" casters (two locking)

### Options

- Optional melamine panels (23"H × 15"W) available in singles or sets of four

Part No.	Description	Dimensions	Ship Wt.	Base MSRP
<b>A. Expanding Nest Easel</b>				
785E-DD	Expanding Nest Easel (Magnetic)	72"H 34.8"W × 24"D	69 lbs	\$829.77
<b>B. Optional Panels</b>				
785EP-1	Optional Removable Panels (1)	23"H × 15"W	4 lbs	\$99.61
785EP-4	Optional Removable Panels (4)	23"H × 15"W	12 lbs	\$359.45

**DISCONTINUED: Available while supplies last!**



## Modifier XV Height Adjustable Easel

The versatile and mobile Modifier XV Height Adjustable Easel is at home in any environment.

Panel lifts out with ease, and can be positioned at two heights.

Use as an easel or even as a privacy panel, adding whiteboard function while providing workspace separation.

Double-sided surface features Dura-Rite® HPL whiteboard.

Featured anodized aluminum trim with durable locking casters. Includes handy marker cup and 2" casters (two locking).

SCS Indoor Advantage Gold Certified.

### Standard Includes

- Removable and height adjustable double-sided whiteboard panel
- Sets at either 50"H or 67"H
- Anodized aluminum trim with plastic marker cup
- 2" casters (two locking)

Part No.	Description	Dimensions	Ship Wt.	Base MSRP
<b>A. Modifier XV Height Adjustable Easel</b>				
795AC-HH	Modifier XV Height Adjustable Easel (Silver) – Dura-Rite	67"H × 34"W × 24"D	75 lbs	\$691.47

**DISCONTINUED: Available while supplies last!**



## Essentials Mobile Whiteboard

Get mobile dry erase space, create private work areas, and facilitate group learning with the Essentials Mobile Whiteboard.


Featuring anodized aluminum trim, the mobile markerboard is available with a magnetic surface to fit any need or environment, from corporate to classroom.

SCS Indoor Advantage Gold Certified.

### Standard Includes

- Anodized aluminum trim with plastic accent pieces
- Double sided magnetic whiteboard surface (writing space measures 54"H x 38.5"W)
- Plastic marker cup that attaches to the frame
- Wide base design for stability
- Heavy duty locking casters

Part No.	Description	Dimensions	Ship Wt.	Base MSRP
<b>A. Essentials Mobile Whiteboard</b>				
62542	Essentials Mobile Whiteboard (Platinum / Magnetic)	71.8"H x 42"W x 21"D	50 lbs	\$863.01



## D.O.C. Mobile Room Divider & Display Panel

Versatile and multifunctional, the D.O.C. Mobile Room Divider & Display Panel allows you to divide, organize, and customize a work or display area however you choose.

Mobile double-sided partitions come in a variety of surface combinations, including porcelain steel magnetic whiteboard, Dura-Rite® HPL whiteboard, natural cork, and decorative laminate.

SCS Indoor Advantage Gold Certified.

### Standard Includes

- Anodized aluminum trim with plastic accent pieces
- Locking casters
- Reversible leg design for stability and easy joining of panels
- Connectors to join panels at 90° or straight angles

### Options

- Available with a panel size of 6' × 4', 6' × 6', or 6' × 8'
- Available in multiple surface material combinations
- Custom surfaces available
- Customizable laminate kickplate
- Graded-in fabric kickplate

Part No.	Description	Dimensions	Ship Wt.	Base MSRP
<b>A. D.O.C. Mobile Room Divider (6' × 4')</b>				
661AD-DC	Porcelain Steel Whiteboard / Natural Cork	6'H × 4'W	100 lbs	\$1,255.66
661AD-DD	Porcelain Steel Whiteboard / Porcelain Steel Whiteboard	6'H × 4'W	120 lbs	\$1,261.06
661AD-DT	Porcelain Steel Whiteboard / Decorative Laminate	6'H × 4'W	110 lbs	\$1,179.42
661AD-HC	Dura-Rite HPL Whiteboard / Natural Cork	6'H × 4'W	90 lbs	\$1,101.52
661AD-HH	Dura-Rite HPL Whiteboard / Dura-Rite HPL Whiteboard	6'H × 4'W	100 lbs	\$976.87
661AD-TT	Decorative Laminate / Decorative Laminate	6'H × 4'W	100 lbs	\$1,004.09
<b>B. D.O.C. Mobile Room Divider (6' × 6')</b>				
661AG-DC	Porcelain Steel Whiteboard / Natural Cork	6'H × 6'W	155 lbs	\$1,532.60
661AG-DD	Porcelain Steel Whiteboard / Porcelain Steel Whiteboard	6'H × 6'W	180 lbs	\$1,554.92
661AG-DT	Porcelain Steel Whiteboard / Decorative Laminate	6'H × 6'W	168 lbs	\$1,519.14
661AG-HC	Dura-Rite HPL Whiteboard / Natural Cork	6'H × 6'W	148 lbs	\$1,394.77
661AG-HH	Dura-Rite HPL Whiteboard / Dura-Rite HPL Whiteboard	6'H × 6'W	160 lbs	\$1,194.34
661AG-TT	Decorative Laminate / Decorative Laminate	6'H × 6'W	160 lbs	\$1,408.71
<b>C. D.O.C. Mobile Room Divider (6' × 8')</b>				
661AH-DC	Porcelain Steel Whiteboard / Natural Cork	6'H × 8'W	190 lbs	\$1,800.83
661AH-DD	Porcelain Steel Whiteboard / Porcelain Steel Whiteboard	6'H × 8'W	220 lbs	\$1,802.65
661AH-DT	Porcelain Steel Whiteboard / Decorative Laminate	6'H × 8'W	205 lbs	\$1,656.74
661AH-HC	Dura-Rite HPL Whiteboard / Natural Cork	6'H × 8'W	185 lbs	\$1,605.19
661AH-HH	Dura-Rite HPL Whiteboard / Dura-Rite HPL Whiteboard	6'H × 8'W	195 lbs	\$1,351.62
661AH-TT	Decorative Laminate / Decorative Laminate	6'H × 8'W	195 lbs	\$1,614.14



## D.O.C. Mobile Room Divider & Display Panel - Custom Fabric Panel

Versatile and multifunctional, the D.O.C. Mobile Room Divider & Display Panel allows you to divide, organize, and customize a work or display area however you choose.

Mobile double-sided partitions come in a variety of surface combinations, including porcelain steel magnetic whiteboard, Dura-Rite® HPL whiteboard, natural cork, and decorative laminate.

Upgrade your board by adding a fabric to the kickplate. Choose from thousands of graded-in options, or COM available on approval.

**NOTE:** Prices shown are upcharge for board. Please see previous page for D.O.C. panel options.

SCS Indoor Advantage Gold Certified.



Part No.	Description	Dimensions	Ship Wt.	Base MSRP
<b>A. Fabric Panel Upcharge for D.O.C. Mobile Room Divider (6' x 6')</b>				
661AD-XX-COM	D.O.C. Divider (6'H x 4'W) – Custom Fabric Panel Upcharge (COM)	6'H x 4'W	TBD	\$99.94
661AD-XX-GRADE1	D.O.C. Divider (6'H x 4'W) – Custom Fabric Panel Upcharge (Grade 01)	6'H x 4'W	TBD	\$347.38
661AD-XX-GRADE2	D.O.C. Divider (6'H x 4'W) – Custom Fabric Panel Upcharge (Grade 02)	6'H x 4'W	TBD	\$417.57
661AD-XX-GRADE3	D.O.C. Divider (6'H x 4'W) – Custom Fabric Panel Upcharge (Grade 03)	6'H x 4'W	TBD	\$568.66
661AD-XX-GRADE4	D.O.C. Divider (6'H x 4'W) – Custom Fabric Panel Upcharge (Grade 04)	6'H x 4'W	TBD	\$732.82
661AD-XX-GRADE5	D.O.C. Divider (6'H x 4'W) – Custom Fabric Panel Upcharge (Grade 05)	6'H x 4'W	TBD	\$866.06
661AD-XX-GRADE6	D.O.C. Divider (6'H x 4'W) – Custom Fabric Panel Upcharge (Grade 06)	6'H x 4'W	TBD	\$1,077.82
661AD-XX-GRADE7	D.O.C. Divider (6'H x 4'W) – Custom Fabric Panel Upcharge (Grade 07)	6'H x 4'W	TBD	\$1,225.35
661AD-XX-GRADE8	D.O.C. Divider (6'H x 4'W) – Custom Fabric Panel Upcharge (Grade 08)	6'H x 4'W	TBD	\$1,352.64
661AD-XX-GRADE9	D.O.C. Divider (6'H x 4'W) – Custom Fabric Panel Upcharge (Grade 09)	6'H x 4'W	TBD	\$1,426.39
<b>B. Fabric Panel Upcharge for D.O.C. Mobile Room Divider (6' x 6')</b>				
661AG-XX-COM	D.O.C. Divider (6'H x 6'W) – Custom Fabric Panel Upcharge (COM)	6'H x 6'W	TBD	\$136.81
661AG-XX-GRADE1	D.O.C. Divider (6'H x 6'W) – Custom Fabric Panel Upcharge (Grade 01)	6'H x 6'W	TBD	\$518.68
661AG-XX-GRADE2	D.O.C. Divider (6'H x 6'W) – Custom Fabric Panel Upcharge (Grade 02)	6'H x 6'W	TBD	\$636.46
661AG-XX-GRADE3	D.O.C. Divider (6'H x 6'W) – Custom Fabric Panel Upcharge (Grade 03)	6'H x 6'W	TBD	\$887.48
661AG-XX-GRADE4	D.O.C. Divider (6'H x 6'W) – Custom Fabric Panel Upcharge (Grade 04)	6'H x 6'W	TBD	\$1,162.29
661AG-XX-GRADE5	D.O.C. Divider (6'H x 6'W) – Custom Fabric Panel Upcharge (Grade 05)	6'H x 6'W	TBD	\$1,382.37
661AG-XX-GRADE6	D.O.C. Divider (6'H x 6'W) – Custom Fabric Panel Upcharge (Grade 06)	6'H x 6'W	TBD	\$1,735.70
661AG-XX-GRADE7	D.O.C. Divider (6'H x 6'W) – Custom Fabric Panel Upcharge (Grade 07)	6'H x 6'W	TBD	\$1,983.15
661AG-XX-GRADE8	D.O.C. Divider (6'H x 6'W) – Custom Fabric Panel Upcharge (Grade 08)	6'H x 6'W	TBD	\$2,193.72
661AG-XX-GRADE9	D.O.C. Divider (6'H x 6'W) – Custom Fabric Panel Upcharge (Grade 09)	6'H x 6'W	TBD	\$2,317.44
<b>C. Fabric Panel Upcharge for D.O.C. Mobile Room Divider (6' x 8')</b>				
661AH-XX-COM	D.O.C. Divider (6'H x 6'W) – Custom Fabric Panel Upcharge (COM)	6'H x 8'W	TBD	\$159.41
661AH-XX-GRADE1	D.O.C. Divider (6'H x 6'W) – Custom Fabric Panel Upcharge (Grade 01)	6'H x 8'W	TBD	\$609.10
661AH-XX-GRADE2	D.O.C. Divider (6'H x 6'W) – Custom Fabric Panel Upcharge (Grade 02)	6'H x 8'W	TBD	\$749.49
661AH-XX-GRADE3	D.O.C. Divider (6'H x 6'W) – Custom Fabric Panel Upcharge (Grade 03)	6'H x 8'W	TBD	\$1,051.66
661AH-XX-GRADE4	D.O.C. Divider (6'H x 6'W) – Custom Fabric Panel Upcharge (Grade 04)	6'H x 8'W	TBD	\$1,379.99
661AH-XX-GRADE5	D.O.C. Divider (6'H x 6'W) – Custom Fabric Panel Upcharge (Grade 05)	6'H x 8'W	TBD	\$1,645.28
661AH-XX-GRADE6	D.O.C. Divider (6'H x 6'W) – Custom Fabric Panel Upcharge (Grade 06)	6'H x 8'W	TBD	\$2,068.80
661AH-XX-GRADE7	D.O.C. Divider (6'H x 6'W) – Custom Fabric Panel Upcharge (Grade 07)	6'H x 8'W	TBD	\$2,365.02
661AH-XX-GRADE8	D.O.C. Divider (6'H x 6'W) – Custom Fabric Panel Upcharge (Grade 08)	6'H x 8'W	TBD	\$2,618.42
661AH-XX-GRADE9	D.O.C. Divider (6'H x 6'W) – Custom Fabric Panel Upcharge (Grade 09)	6'H x 8'W	TBD	\$2,767.13

## D.O.C. Mobile Room Divider & Display Panel - Glass Surface

Fresh modern style enhances creativity in your work environment. Pairing elegant magnetic glass whiteboard with a mobile aluminum frame, D.O.C. Glass Room Dividers allow you the freedom to divide, organize, and customize your space to fit your individual needs

Modular panels move wherever needed to create whatever space is needed.

Double sided in tempered safety glass to provide smooth writability and erasability. Glass is backed with steel to accept rare earth magnets for even more functionality.

Divider comes standard with gloss white glass, but we also provide the ability to customize the glass panel in a variety of ways to personalize your workspace, including color and graphic printing options.

SCS Indoor Advantage Gold Certified.

### Standard Includes

- Anodized aluminum trim with plastic accent pieces
- Double sided tempered safety glass surface backed with steel to accept rare earth magnets
- Glass surface standard in gloss white finish
- Locking casters
- Straight leg design for stability and minimal gapping

### Options

- Available in 6' x 6' or 6' x 8' panels
- Customizable graphics available
- Customizable color available
- Customizable laminate kickplate

Part No.	Description	Dimensions	Ship Wt.	Base MSRP
<b>A. D.O.C. Mobile Room Divider - Glass Surface</b>				
8201D-XXXX	Gloss White Magnetic Glass Surface (Silver Frame)	6'H x 4'W	360 lbs	\$2,350.99
8201G-XXXX	Gloss White Magnetic Glass Surface (Silver Frame)	6'H x 6'W	540 lbs	\$3,064.12





## Divvy D.O.C. Mobile Room Divider & Display Panel

Divide, organize, customize, and now modernize! With ultra stylish multi-panel Divvy room dividers, you can add instant color and texture (and functional whiteboard) to any space, in a truly unique ready-to-roll room divider!

Mobile double-sided dividers include a variety of attractive and colorful surfaces to add style and function to any environment, while also offering privacy, acoustic shielding, and easy configuration.

Panels are trimmed in specially designed anodized aluminum. Leg design minimizes gapping. Locking casters keep the Divvy in place.

Your options for a custom Divvy D.O.C. are virtually limitless: fabric, laminate, whiteboard or tackboard surfaces. Contact your sales rep and get our design team to help create an amazing divider just for you!

SCS Indoor Advantage Gold Certified.

### Standard Includes

- Anodized aluminum trim with plastic accent pieces
- Locking casters
- Reversible angled leg design for stability and minimal gapping
- Connectors to join panels together at 90° or straight angles

### Options

- Two standard configurations available
- Customizable materials and fabrics available

Part No.	Description	Dimensions	Ship Wt.	Base MSRP
<b>A. Divvy D.O.C. Mobile Room Divider</b>				
661DG-L2	Divvy D.O.C. – Standard	6'H × 6'W	160 lbs	\$2,619.75
661DG-L3	Divvy D.O.C. – Balanced	6'H × 6'W	160 lbs	\$2,846.74
661DG-CUSTOM	Divvy D.O.C. – Custom	6'H × 6'W	160 lbs	CALL



## Essentials Mobile Clear Divider

Get clear protection for your office, school, and industrial spaces! Now available with clear plastic panel to create spaces that are protected yet still maintain visibility, the Essentials Mobile Clear Divider provides mobile and see-through protection for your guests, employees, students, and more.

Ideal for use between workers on an assembly line, students in class, customer facing positions, or anywhere else you need to provide an easy to disinfect clear divider.

**Note:** When cleaning clear screens always be sure to use a soft, non-abrasive cloth, such as a microfiber or lint free cloth, and apply light pressure only. Never use paper towels as it will scratch.

SCS Indoor Advantage Gold Certified.

### Standard Includes

- Anodized aluminum trim with plastic accent pieces
- Double sided clear surface that accepts dry erase markers (writing space measures 54"H x 68"W)
- Wide base design for stability
- Heavy duty locking casters

Part No.	Description	Dimensions	Ship Wt.	Base MSRP
<b>A. Essentials Mobile Clear Divider</b>				
62506-CLEAR	Essentials Mobile Clear Divider (Large)	71.8"H x 68"W x 21"D	60 lbs	\$1,332.20



## Preschool Divider

Preschool Dividers are the ideal portable panel and room divider for any early childhood environment.

Use the panels as room dividers, acoustical shields, storyboard displays, or to exhibit artwork. Join dividers together to create private learning areas, or to divide rooms into activity areas.

Available finished in easy to clean vinyl, or melamine dry erase surface. Lightweight panel and wide base design create stability.

SCS Indoor Advantage Gold Certified.

### Standard Includes

- Double sided panels
- Black anodized aluminum trim
- 18"D triangular bases for stability and easy mobility
- 2" casters (two locking)

### Options

- Available in three sizes: 4' x 4', 4' x 5', or 4' x 6'
- Available in a variety of standard surface materials and combinations
- Custom surfaces available

Part No.	Description	Dimensions	Ship Wt.	Base MSRP
<b>A. Preschool Divider (4' x 4')</b>				
646D	Preschool Divider – Vinyl / Vinyl	4'H x 4'W	37 lbs	\$669.75
648D	Preschool Divider – Whiteboard / Vinyl	4'H x 4'W	37 lbs	\$698.43
650D	Preschool Divider – Whiteboard / Whiteboard	4'H x 4'W	37 lbs	\$638.51
<b>B. Preschool Divider (4' x 5')</b>				
646F	Preschool Divider – Vinyl / Vinyl	4'H x 5'W	42 lbs	\$687.36
648F	Preschool Divider – Whiteboard / Vinyl	4'H x 5'W	42 lbs	\$753.31
650F	Preschool Divider – Whiteboard / Whiteboard	4'H x 5'W	42 lbs	\$725.43
<b>C. Preschool Divider (4' x 6')</b>				
646G	Preschool Divider – Vinyl / Vinyl	4'H x 6'W	48 lbs	\$787.75
648G	Preschool Divider – Whiteboard / Vinyl	4'H x 6'W	48 lbs	\$828.23
650G	Preschool Divider – Whiteboard / Whiteboard	4'H x 6'W	48 lbs	\$854.47



## Porcelain Steel Panel - Unframed

Magnetic porcelain steel whiteboards are engineered for superior color contrast with dry erase markers. Standard gloss dry erase surface provides superior writability and erasability with no ghosting. Reduced surface light distortion enhances visibility to provide optimum eye comfort.

Steel is permanently laminated to a lightweight substrate for stability and durability.

Fifty year limited warranty. SCS Indoor Advantage Gold Certified.

### Technical Information

- A precisely balanced porcelain enamel ground coat is furnace-fused to both sides of 28-gauge (standard) or 24-gauge (custom) steel.
- The first furnace fuses a ground coat of enamel that is heat-softened at approximately 1450°F. The second furnace firing fuses a coat of enamel to the ground coat enamel.
- Color Fusion ceramic top coat is applied providing the desired surface color. Off-white is standard.
- A fade resistant waterproof resin glue bonds the porcelain to a moisture-resistant core and .005" polyester foil backer sheet.

### Standard Includes

- Unframed porcelain steel panel laminated to durable and moisture-resistant substrate

### Options

- Sold per square foot, 4'H panel size standard
- Custom sizing available
- Available with upgraded sheet aluminum backer
- Cover bar for seams available

Part No.	Description	Dimensions	Ship Wt.	Base MSRP
<b>A. Porcelain Steel Panels</b>				
202X	1/2" Porcelain Steel Whiteboard Unframed - Foil Back	per sq. ft.	5 lbs	\$21.15
203X	1/2" Porcelain Steel Whiteboard Unframed - Sheet Back	per sq. ft.	5 lbs	\$24.15
2H2X	1/4" Porcelain Steel Whiteboard Unframed	per sq. ft.	3 lbs	\$19.00
80-TM	Cover Bar for Porcelain Steel Panel Seams	per linear ft.	1 lb	\$11.00



## Porcelain Steel Self-Adhesive Skin

Magnetic porcelain steel whiteboards are engineered for superior color contrast with dry erase markers. Standard gloss dry erase surface provides superior writability and erasability with no ghosting. Reduced surface light distortion enhances visibility to provide optimum eye comfort.

Fifty year limited warranty. SCS Indoor Advantage Gold Certified.

**Caution:** Self-stick adhesive is intended for resurfacing on an existing board surface and has not been tested for use on other materials.

### Technical Information

- A precisely balanced porcelain enamel ground coat is furnace-fused to both sides of 24-gauge steel.
- The first furnace fuses a ground coat of enamel that is heat-softened at approximately 1450°F. The second furnace firing fuses a coat of enamel to the ground coat enamel.
- Color Fusion ceramic top coat is applied providing the desired surface color. Off-white is standard.
- A fade resistant waterproof resin glue bonds the porcelain to a moisture-resistant core and .005" polyester foil backer sheet.


### Standard Includes

- 24-gauge porcelain steel material backed with a peel and stick self-adhesive material

### Options

- Sold per square foot, 4'H or 5'H panels available
- Custom sizing available

Part No.	Description	Dimensions	Ship Wt.	Base MSRP
<b>A. Porcelain Steel Self-Adhesive Skin</b>				
208SX	Porcelain Steel Whiteboard Self-Adhesive Skin (4 ft.)	per sq. ft.	4 lbs	\$20.25
210SX	Porcelain Steel Whiteboard Self-Adhesive Skin (5 ft.)	per sq. ft.	5 lbs	\$23.00



## Porcelain Steel Retro-Finish Panel

Magnetic porcelain steel whiteboards are engineered for superior color contrast with dry erase markers. Standard gloss dry erase surface provides superior writability and erasability with no ghosting. Reduced surface light distortion enhances visibility to provide optimum eye comfort.

Steel is permanently laminated to a lightweight substrate for stability and durability.

Fifty year limited warranty. SCS Indoor Advantage Gold Certified.

### Technical Information

- A precisely balanced porcelain enamel ground coat is furnace-fused to both sides of 24-gauge steel.
- The first furnace fuses a ground coat of enamel that is heat-softened at approximately 1450°F. The second furnace firing fuses a coat of enamel to the ground coat enamel.
- Color Fusion ceramic top coat is applied providing the desired surface color. Off-white is standard.
- A fade resistant waterproof resin glue bonds the porcelain to a moisture-resistant core and .005" polyester foil backer sheet.

### Standard Includes

- Factory framed porcelain steel panels with anodized aluminum trim
- Pre-drilled holes in the trim allow easy mounting to existing boards

### Options

- Sold per square foot, 4'H panel size standard
- Custom sizing available

Part No.	Description	Dimensions	Ship Wt.	Base MSRP
<b>A. Porcelain Steel Retro-Finish Panel</b>				
2R2AX-25	Porcelain Steel Whiteboard Retro Finish Panel (4 ft.)	per sq. ft.	3 lbs	\$21.50



## Dura-Rite® Self-Adhesive Skin

Dura-Rite® Whiteboards provide a wear-resistant and dust-free surface at an affordable price.

HPL gives smooth writability and erasability. Taber tests show dust-free Dura-Rite® lasts up to 125 times as long as standard melamine.

Twenty year limited warranty. SCS Indoor Advantage Gold Certified

**Caution:** Self-stick adhesive is intended for resurfacing on an existing board surface and has not been tested for use on other materials.

### Technical Information

- Durable specially formulated high pressure laminate surface with excellent writability and erasability.
- Boards are dust-free, and resistant to stains, high temperatures and common detergents and chemical agents.
- A fade-resistant waterproof resin glue bonds the laminate to a durable moisture-resistant core and .005" polyester foil backer sheet.


### Standard Includes

- HPL whiteboard backed with a peel and stick self-adhesive material

### Options

- Sold per square foot, 4'H panels standard
- Custom sizing available

Part No.	Description	Dimensions	Ship Wt.	Base MSRP
<b>A. Dura-Rite Self-Adhesive Skin</b>				
218S	Dura-Rite Self-Adhesive Skin	per sq. ft.	2 lbs	\$18.25



## TuF-Rite™ Whiteboard Panel

TuF-Rite™ dry erase whiteboard surface provides a vast improvement over standard economy melamine boards. Thermal fuse technology improves erasability and lasts up to three times as long.

Five year limited warranty. SCS Indoor Advantage Gold Certified.

### Standard Includes

- Unframed TuF-Rite panel laminated to durable and moisture-resistant substrate

### Options

- Sold per square foot, 4'H panel size standard
- Custom sizing available

Part No.	Description	Dimensions	Ship Wt.	Base MSRP
<b>A. TuF-Rite Whiteboard Panel</b>				
2H1X	TuF-Rite Panel	per sq. ft.	2 lbs	\$6.89

DISCONTINUED: Available while supplies last!





## Natural Cork Panels & Rolls

Renew or replace any torn or worn board with natural cork panels and rolls. Natural cork is an environmentally responsible and naturally renewable resource. Cork is harvested from a cork tree, stripped with careful cuts that do not harm the inner core of the tree. The cork bark regrows, and this process allows a useful life of more than 150 years for each tree.

Ten year limited warranty. SCS Indoor Advantage Gold Certified. Custom sizes available. Call for details.

### Technical Information

- Natural cork surface offers excellent resiliency and tack holding properties.
- Cork layer consists of finely grained composition cork produced with .5mm granulated cork and a polyurethane binder.
- Add-Cork has a 1/8" thick layer of natural cork with a 7/8" thick layer of rigid and durable substrate.
- Cork-Plate has a 1/4" thick layer of natural cork bonded to a 1/4" thick layer of rigid and moisture-resistant substrate.

### Options

- 4'H panel or roll size standard
- Custom sizing available
- Natural cork roll is available either cut to size or in precut sizes. Adhesive for rolls sold separately. Please add fiberboard or other appropriate backer to allow for use as tack surface.

Part No.	Description	Dimensions	Ship Wt.	Base MSRP
<b>A. Natural Cork Panel</b>				
302X	Natural Add-Cork Panel – Unframed	per sq. ft.	1 lb	\$12.85
303X	Natural Cork-Plate Panel – Unframed	per sq. ft.	2 lbs	\$14.00
<b>B. Natural Cork Roll</b>				
NCK406	Natural Cork Roll	4'H × 6'W	9 lbs	\$107.77
NCK408	Natural Cork Roll	4'H × 8'W	12 lbs	\$120.86
NCK412	Natural Cork Roll	4'H × 12'W	18 lbs	\$168.70
NCK424	Natural Cork Roll	4'H × 24'W	36 lbs	\$363.71
NCK4100	Natural Cork Roll	4'H × 100'W	150 lbs	\$1,360.25



302X

## Natural Cork Self-Adhesive Skin

Renew or replace any torn or worn board with natural cork self-adhesive Skin. Natural cork is an environmentally responsible and naturally renewable resource. Cork is harvested from a cork tree, stripped with careful cuts that do not harm the inner core of the tree. The cork bark regrows, and this process allows a useful life of more than 150 years for each tree.

Ten year limited warranty. SCS Indoor Advantage Gold Certified.

**Caution:** Self-stick adhesive is intended for resurfacing on an existing board surface and has not been tested for use on other materials.

### Technical Information

- Natural cork surface offers excellent resiliency and tack holding properties.
- Cork consists of finely grained composition cork produced with .5mm granulated cork and a polyurethane binder.

### Options

- Sold per square foot, 4'H panels standard
- Custom sizing available

Part No.	Description	Dimensions	Ship Wt.	Base MSRP
<b>A. Natural Cork Self-Adhesive Skin</b>				
308J	¼" Natural Cork Self-Adhesive Skin	per sq. ft.	1 lb	\$11.00



## Colored Cork Panel

Renew or replace any torn or worn board with Colored Cork panels. Colored Cork features colorful and durable Forbo® linoleum, produced from natural and renewable raw materials.

A combination of oxidized linseed oil, rosin and finely ground cork gives this board its flexibility and resilience. This combination results in a product with exceptional durability and a sustainable footprint.

The natural self-sanitizing quality of linoleum inhibits contaminants for a low maintenance board. The surface does not attract dust and has bacteriostatic properties. This makes it a practical solution in classrooms and a hygienic choice in healthcare environments.

Surface is self-healing and colored throughout to ensure colorfastness and eliminate fading. The board material retains its grip and doesn't crumble like traditional soft boards as the tack holes close after extraction of the pins.

Ten year limited warranty. SCS Indoor Advantage Gold Certified.

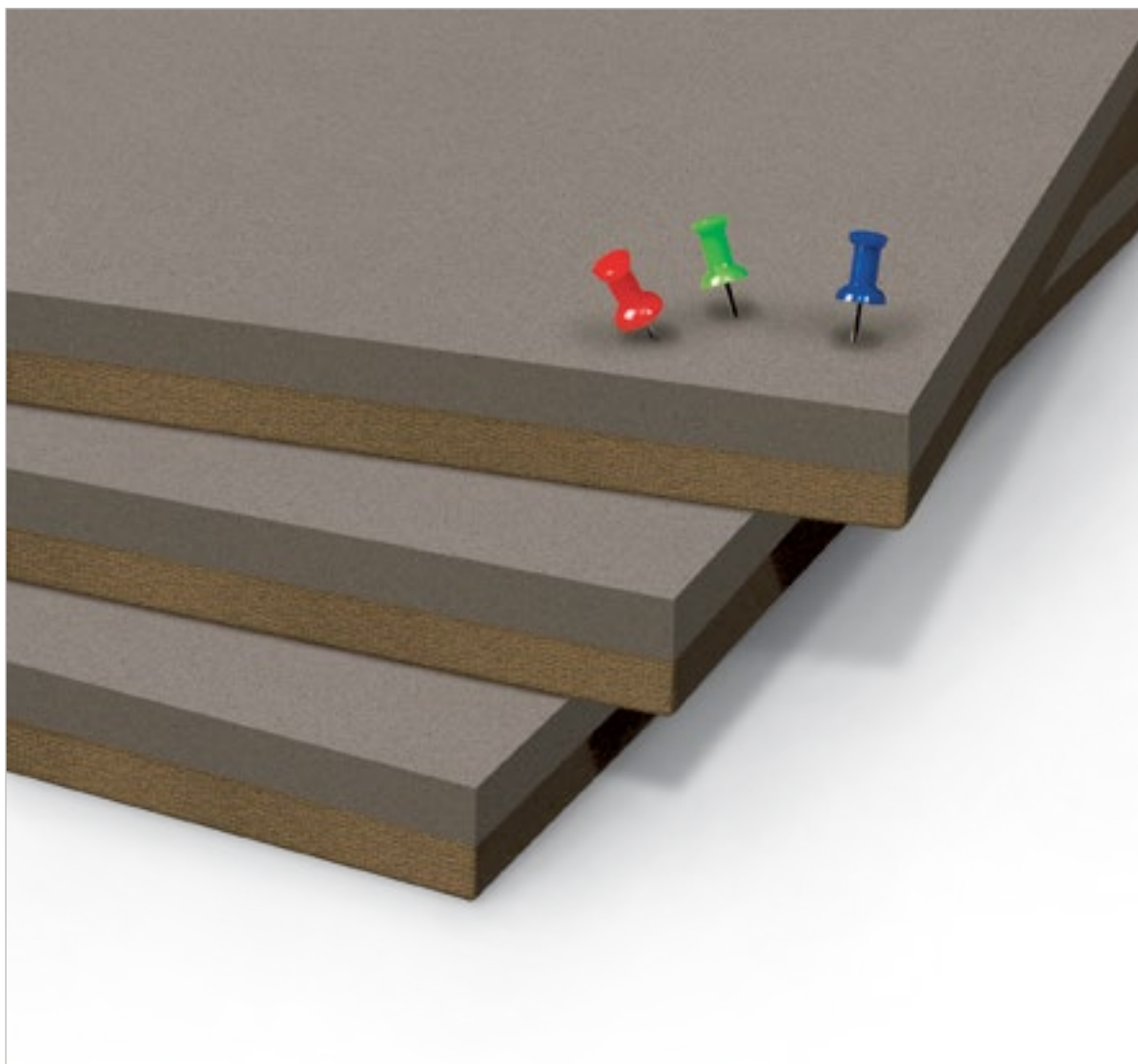
### Technical Information

- Colored Cork surface is made with Forbo® linoleum permanently adhered to a moisture-resistant substrate.
- Colored Cork meets ASTM E-84 (Fuel Contribution) – Class B and NFPA 253 (Critical Radiant Flux) – Class II ratings.
- Not susceptible to build-up of electrostatic charges, is self-healing, and reduces light reflections.
- Resistant to bacteria and to diluted acids, solvents, and other materials.

### Options

- 4'H panel size standard
- Custom sizing available
- Available in multiple standard and custom colors (see p. 16 for swatches)

Part No.	Description	Dimensions	Ship Wt.	Base MSRP
<b>A. Colored Cork Panel</b>				
322X	Colored Cork-Plate Tackboard Material – Unframed	per sq. ft.	2 lbs	\$21.00



## Colored Cork Self-Adhesive Skin

Renew or replace any torn or worn board with Colored Cork self-adhesive Skin. Colored Cork features colorful and durable Forbo® linoleum, produced from natural and renewable raw materials.

A combination of oxidized linseed oil, rosin and finely ground cork gives this board its flexibility and resilience. This combination results in a product with exceptional durability and a sustainable footprint.

The natural self-sanitizing quality of linoleum inhibits contaminants for a low maintenance board. The surface does not attract dust and has bacteriostatic properties. This makes it a practical solution in classrooms and a hygienic choice in healthcare environments.

Surface is self-healing and colored throughout to ensure colorfastness and eliminate fading. The board material retains its grip and doesn't crumble like traditional soft boards as the tack holes close after extraction of the pins.

Ten year limited warranty. SCS Indoor Advantage Gold Certified.

**Caution:** Self-stick adhesive is intended for resurfacing on an existing board surface and has not been tested for use on other materials.


### Technical Information

- Colored Cork surface is made with Forbo® linoleum permanently adhered to a moisture-resistant substrate.
- Colored Cork meets ASTM E-84 (Fuel Contribution) – Class B and NFPA 253 (Critical Radiant Flux) – Class II ratings.
- Not susceptible to build-up of electrostatic charges, is self-healing, and reduces light reflections.
- Resistant to bacteria and to diluted acids, solvents, and other materials.

### Options

- 4'H panel size standard
- Custom sizing available
- Available in multiple standard and custom colors (see p. 16 for swatches)

Part No.	Description	Dimensions	Ship Wt.	Base MSRP
<b>A. Colored Cork Self-Adhesive Skin</b>				
325J	Colored Cork Self-Adhesive Skin	per sq. ft.	1 lb	\$20.00



## Vinyl Tackboard Panel

Renew or replace any torn or worn board with vinyl covered tackboard panels. Fabric-backed vinyl over lightweight substrate makes an economical and attractive tackboard. Easy to clean surface. Vinyl is treated to resist the growth of odor- and stain-causing microbes.

Ten year limited warranty. SCS Indoor Advantage Gold Certified.


### Technical Information

- Vinyl tackboards are fade-resistant and are easily cleaned with common detergents and water.
- The vinyl covering meets or exceeds all requirements of Federal Specifications CCCW-408A Quality Standard for Vinyl Coated Fabric Wallcovering CFFA-W-101A, and the Standard Classification of Wallcoverings by Durability Characteristics of ASTM-F-793-82 for the type and category classified, including 24 hour cleanability tests based on ASTM method D1308.
- The vinyl is treated with an antimicrobial to resist the growth of mildew and bacteria.
- Natural cork surface offers excellent resiliency and tack holding properties.
- Cork layer consists of finely grained composition cork produced with .5mm granulated cork and a polyurethane binder.
- Add-Cork has a 1/8" thick layer of natural cork with a 7/8" thick layer of rigid and durable substrate.
- Cork-Plate has a 1/4" thick layer of natural cork bonded to a 1/4" thick layer of rigid and moisture-resistant substrate.

### Options

- 4'H panel size standard
- Custom sizing available
- Available in Vin-Tak, Vinyl Covered Add-Cork, or Vinyl Covered Cork-Plate materials
- Vin-Tak material available with cut edge or wrapped edge
- Available in multiple standard colors (see p. 17 for swatches)

Part No.	Description	Dimensions	Ship Wt.	Base MSRP
<b>A. Vinyl Tackboard Panel</b>				
311X	Vin-Tak Tackboard Unframed – Cut Edge	per sq. ft.	1 lb	\$12.25
314E	Vin-Tak Tackboard Unframed – Wrapped Edge	per sq. ft.	1 lb	\$13.25
312X	Vinyl Covered Add-Cork Unframed	per sq. ft.	1 lb	\$13.75
313X	Vinyl Covered Cork-Plate Unframed	per sq. ft.	2 lbs	\$16.75



## Fabric Tackboard Panel

Renew or replace any torn or worn board with fabric covered tackboard panels. Durable and non-fraying fabric over a lightweight tackable substrate creates an economical and attractive tackboard. Polyolefin fabric is washable and unaffected by most common household chemicals, salts, and cleansers. Fabric is also treated to resist the growth of stain- and odor-causing microbes, and is available in three colors.

Ten year limited warranty. SCS Indoor Advantage Gold Certified.


### Technical Information

- Fabric consists of 100% woven Polyolefin with a latex backing.
- Tested by an independent laboratory against standards for upholstery fabrics set by the National Association of Furniture Manufacturers.
- Washable and unaffected by most household chemicals, salts, and cleansers.
- Vacuuming or light brushing is recommended to prevent dust and soil build up.
- Natural cork surface offers excellent resiliency and tack holding properties.
- Cork layer consists of finely grained composition cork produced with .5mm granulated cork and a polyurethane binder.
- Add-Cork has a 1/8" thick layer of natural cork with a 7/8" thick layer of rigid and durable substrate.
- Cork-Plate has a 1/4" thick layer of natural cork bonded to a 1/4" thick layer of rigid and moisture-resistant substrate.

### Options

- 4H panel size standard
- Custom sizing available
- Available in Fab-Tak, Fabric Covered Add-Cork, or Fabric Covered Cork-Plate materials
- Fab-Tak material available with cut edge or wrapped edge
- Available in multiple standard colors (see p. 17 for swatches)

Part No.	Description	Dimensions	Ship Wt.	Base MSRP
<b>A. Fabric Tackboard Panel</b>				
331X	Fab-Tak Tackboard Unframed – Cut Edge	per sq. ft.	1 lb	\$12.75
334E	Fab-Tak Tackboard Unframed – Wrapped Edge	per sq. ft.	1 lb	\$13.75
332X	Fabric Covered Add-Cork Unframed	per sq. ft.	1 lb	\$14.75
333X	Fabric Covered Cork-Plate Unframed	per sq. ft.	2 lbs	\$19.00



332X

## Resurfacing Tools

Make resurfacing your old board easy with our adhesive and panel roller.

Adhesive intended for use with panels only. Skin include self-stick adhesive backing.

Roller eliminates bubbles and bulges from your resurfaced board, ensuring good adhesion and a smooth surface.

SCS Indoor Advantage Gold Certified.

Part No.	Description	Dimensions	Ship Wt.	Base MSRP
<b>A. Panel Adhesive</b>				
531	Panel Adhesive (4 tubes – covers approx. 16 sq. ft.)	30 oz. ea.	4 lbs	\$103.86
<b>B. Panel Roller</b>				
545	Panel Roller	9"H × 9"W	5 lbs	\$119.25



## Indoor Enclosed Bulletin Board Cabinet

Attractive cabinet adds versatile display space to virtually any environment.

Comes with up to three locking doors with concealed hinges and shatter-resistant clear acrylic panels.

SCS Indoor Advantage Gold Certified.

### Standard Includes

- Heavy duty anodized aluminum trim
- 1-1/2" internal depth
- Locking doors help prevent tampering
- Shatter-resistant acrylic door panels

### Options

- Natural cork or vinyl tackable back surface standard
- Rubber-Tak back panel available at an upcharge
- Multiple standard sizes available
- Custom sizes available
- Custom back panel materials available

Part No.	Description	Dimensions	Ship Wt.	Base MSRP
<b>A. Indoor Enclosed Bulletin Board Cabinet (1 Door)</b>				
94PSA-I	Indoor Enclosed Bulletin Board Cabinet (Silver) – 1 Door	24"H × 18"W	10 lbs	\$318.96
94PSB-I	Indoor Enclosed Bulletin Board Cabinet (Silver) – 1 Door	36"H × 24"W	20 lbs	\$418.64
94PSU-I	Indoor Enclosed Bulletin Board Cabinet (Silver) – 1 Door	36"H × 30"W	26 lbs	\$515.20
94PS1-I	Indoor Enclosed Bulletin Board Cabinet (Silver) – 1 Door	36"H × 36"W	31 lbs	\$522.27
<b>B. Indoor Enclosed Bulletin Board Cabinet (2 Door)</b>				
94PSC-I	Indoor Enclosed Bulletin Board Cabinet (Silver) – 2 Doors	36"H × 48"W	35 lbs	\$704.37
94PSE-I	Indoor Enclosed Bulletin Board Cabinet (Silver) – 2 Doors	36"H × 60"W	48 lbs	\$976.31
<b>C. Indoor Enclosed Bulletin Board Cabinet (3 Door)</b>				
94PS2-I	Indoor Enclosed Bulletin Board Cabinet (Silver) – 3 Doors	36"H × 72"W	57 lbs	\$1,115.76
94PSG-I	Indoor Enclosed Bulletin Board Cabinet (Silver) – 3 Doors	48"H × 72"W	75 lbs	\$1,258.64
94PSH-I	Indoor Enclosed Bulletin Board Cabinet (Silver) – 3 Doors	48"H × 96"W	110 lbs	\$1,669.19





## Outdoor Enclosed Bulletin Board Cabinet

Attractive cabinet adds versatile display space to virtually any environment.

Comes with up to three locking doors with concealed hinges and shatter-resistant clear acrylic panels.

Cabinet should be mounted beneath overhang or in semi-enclosed space.

SCS Indoor Advantage Gold Certified.

### Standard Includes

- Heavy duty anodized aluminum trim
- 1-1/2" internal depth
- Locking doors help prevent tampering
- Shatter-resistant acrylic door panels

### Options

- Natural cork or vinyl tackable back surface standard
- Rubber-Tak back panel available at an upcharge
- Multiple standard sizes available
- Custom sizes available
- Custom back panel materials available

Part No.	Description	Dimensions	Ship Wt.	Base MSRP
<b>A. Outdoor Enclosed Bulletin Board Cabinet (1 Door)</b>				
94PSA-O	Outdoor Enclosed Bulletin Board Cabinet (Silver) – 1 Door	24"H × 18"W	11 lbs	\$318.96
94PSB-O	Outdoor Enclosed Bulletin Board Cabinet (Silver) – 1 Door	36"H × 24"W	22 lbs	\$472.44
94PSU-O	Outdoor Enclosed Bulletin Board Cabinet (Silver) – 1 Door	36"H × 30"W	29 lbs	\$515.20
94PS1-O	Outdoor Enclosed Bulletin Board Cabinet (Silver) – 1 Door	36"H × 36"W	34 lbs	\$522.27
<b>B. Outdoor Enclosed Bulletin Board Cabinet (2 Door)</b>				
94PSC-O	Outdoor Enclosed Bulletin Board Cabinet (Silver) – 2 Doors	36"H × 48"W	39 lbs	\$713.92
94PSE-O	Outdoor Enclosed Bulletin Board Cabinet (Silver) – 2 Doors	36"H × 60"W	43 lbs	\$976.31
<b>C. Outdoor Enclosed Bulletin Board Cabinet (3 Door)</b>				
94PS2-O	Outdoor Enclosed Bulletin Board Cabinet (Silver) – 3 Doors	36"H × 72"W	63 lbs	\$1,115.76
94PSG-O	Outdoor Enclosed Bulletin Board Cabinet (Silver) – 3 Doors	48"H × 72"W	82 lbs	\$1,258.64
94PSH-O	Outdoor Enclosed Bulletin Board Cabinet (Silver) – 3 Doors	48"H × 96"W	120 lbs	\$1,723.63



## Outdoor Headline Bulletin Board Cabinet

Attractive cabinet adds versatile display space to virtually any environment.

Comes with up to three locking doors with concealed hinges and shatter-resistant clear acrylic panels.

Includes 6" headline panel available with customized text.

Cabinet should be mounted beneath overhang or in semi-enclosed space.

SCS Indoor Advantage Gold Certified.

### Standard Includes

- Heavy duty anodized aluminum trim
- 1-1/2" internal depth
- Locking doors help prevent tampering
- Shatter-resistant acrylic door panels
- 6"H headline panel with customizable text

### Options

- Natural cork or vinyl tackable back surface standard
- Rubber-Tak back panel available at an upcharge
- Multiple standard sizes available
- Custom sizes available
- Custom back panel materials available

Part No.	Description	Dimensions	Ship Wt.	Base MSRP
<b>A. Outdoor Headline Bulletin Board Cabinet (1 Door)</b>				
94PS1-OH	Outdoor Headline Bulletin Board Cabinet (Silver) – 1 Door	36"H × 36"W	37 lbs	\$877.69
<b>B. Outdoor Headline Bulletin Board Cabinet (2 Door)</b>				
94PSC-OH	Outdoor Headline Bulletin Board Cabinet (Silver) – 2 Doors	36"H × 48"W	43 lbs	\$943.29
94PSE-OH	Outdoor Headline Bulletin Board Cabinet (Silver) – 2 Doors	36"H × 60"W	58 lbs	\$1,305.94
<b>C. Outdoor Headline Bulletin Board Cabinet (3 Door)</b>				
94PS2-OH	Outdoor Headline Bulletin Board Cabinet (Silver) – 3 Doors	36"H × 72"W	68 lbs	\$1,773.92
94PSG-OH	Outdoor Headline Bulletin Board Cabinet (Silver) – 3 Doors	48"H × 72"W	90 lbs	\$1,944.32
94PSH-OH	Outdoor Headline Bulletin Board Cabinet (Silver) – 3 Doors	48"H × 96"W	135 lbs	\$2,242.44



## Visionary® Magnetic Glass Enclosed Cabinet

Featuring sliding panels made with modern magnetic glass in glossy white, the Visionary® Magnetic Glass Sliding Enclosed Cabinet adds instant style.

Glass makes an ideal whiteboard surface, providing exceptional writability and erasability. Accepts magnets for even more versatility.

Back panel is durable black Rubber-Tak®, giving you ample tack space. Trimmed in modern anodized aluminum.

SCS Indoor Advantage Gold Certified.

### Standard Includes


- Anodized aluminum trim and track system
- Tempered glass sliding panels with steel backing to accept rare earth magnets
- Tackable back panel finished in black Rubber-Tak

### Options

- Available in two standard sizes
- Custom sizes available
- Custom glass colors available
- Custom graphics on glass surface available
- Custom tackable material available

Part No.	Description	Dimensions	Ship Wt.	Base MSRP
<b>A. Visionary Magnetic Glass Enclosed Cabinet</b>				
94SVSC-96	Visionary Magnetic Glass Enclosed Cabinet (Rubber-Tak)	38.3"H × 48.3"W	108 lbs	\$1,586.49
94SVSG-96	Visionary Magnetic Glass Enclosed Cabinet (Rubber-Tak)	50"H × 72"D	216 lbs	\$3,217.73

**DISCONTINUED: Available while supplies last!**



## Economy Enclosed Bulletin Board Cabinet

A unique, economical, and easy to use bulletin board cabinet for your lobby, foyer, hallway, or any other common walkway.

Mount the board to the wall with included hardware, then attach the cover to the frame and lock.

The removable locking cover easily lifts off in one piece to give you access to the tackable surface.

SCS Indoor Advantage Gold Certified.

### Standard Includes

- 1/2" anodized aluminum trim
- 1/8" Plexiglas face
- 1" internal depth
- Locking door helps prevent tampering

### Options

- Natural cork back surface standard
- Multiple standard sizes available

Part No.	Description	Dimensions	Ship Wt.	Base MSRP
<b>A. Economy Enclosed Bulletin Board Cabinet - Natural Cork</b>				
94CAA-01	Economy Enclosed Bulletin Board Cabinet – Natural Cork	24"H x 18"W	11 lbs	\$362.73
94CAB-01	Economy Enclosed Bulletin Board Cabinet – Natural Cork	36"H x 24"W	20 lbs	\$471.54
<b>B. Economy Enclosed Bulletin Board Cabinet - Rubber-Tak</b>				
94CAB-96	Economy Enclosed Bulletin Board Cabinet – Rubber-Tak	36"H x 24"W	20 lbs	\$453.16
94CAC-96	Economy Enclosed Bulletin Board Cabinet – Rubber-Tak	36"H x 48"W	35 lbs	\$849.95

**DISCONTINUED:** Rubber-Tak surface available while supplies last!



## Wall Mount Display Case

The Wall Mount Display Case shows your collectibles and valuables with style.

Glass and aluminum cabinet is sturdy and elegant.

SCS Indoor Advantage Gold Certified.

### Standard Includes

- Black aluminum rounded Elite trim
- 3/16" tempered glass on three sides
- Locking door helps prevent tampering

### Options

- Multiple standard sizes available
- Standard in black laminate, mahogany laminate, or oak laminate back panel
- Custom laminates available
- Custom back panel available

Part No.	Description	Dimensions	Ship Wt.	Base MSRP
<b>A. Wall Mount Display Case</b>				
90W83	Wall Mount Display Case	48"H × 36"W × 14"D	250 lbs	\$2,762.80
90W84	Wall Mount Display Case	48"H × 48"W × 14"D	350 lbs	\$3,181.19
90W85	Wall Mount Display Case	48"H × 60"W × 14"D	450 lbs	\$3,592.37
90W86	Wall Mount Display Case	48"H × 72"W × 14"D	550 lbs	\$4,038.17



## Counter Height Display Case

The Counter Height Display Case shows your collectibles and valuables with style.

Includes glass top, sliding locking glass doors, and one glass shelf.

Glass and aluminum cabinet is sturdy and elegant.

SCS Indoor Advantage Gold Certified.

### Standard Includes

- Black aluminum rounded Elite trim
- 3/16" tempered glass on three sides
- Locking door helps prevent tampering

### Options

- Available with a full view glass back or with a closed back and base; closed base model features adjustable interior shelf
- Standard in black laminate, mahogany laminate, or oak laminate back panel
- Custom laminates available
- Custom back panel available

Part No.	Description	Dimensions	Ship Wt.	Base MSRP
<b>A. Counter Height Display Case</b>				
98B83	Counter Height Display Case – Closed Base	40"H × 36"W × 14"D	171 lbs	\$2,728.69
98C83	Counter Height Display Case – Full View	40"H × 36"W × 14"D	171 lbs	\$2,313.13



Full View



Closed Base

## Elite Freestanding Display Case

The Elite Freestanding Display Case exhibits trophies, collectibles, and other valuables in style.

Glass sides trimmed with black anodized aluminum Elite trim.

Available with an optional cornice and light set to illuminate items on display.

SCS Indoor Advantage Gold Certified.

### Standard Includes

- Black aluminum rounded Elite trim
- 3/16" tempered glass on sides
- 3/16" adjustable tempered glass shelves
- Locking door helps prevent tampering

### Options

- Standard in black laminate, mahogany laminate, or oak laminate back panel
- Custom laminates available
- Custom back panel available
- Available in standard 66"H model or 72"H model with cornice and light fixture

Part No.	Description	Dimensions	Ship Wt.	Base MSRP
<b>A. Elite Freestanding Display Case</b>				
93R84	Elite Freestanding Display Case	66"H × 48"W × 18"D	356 lbs	\$3,825.31
93R85	Elite Freestanding Display Case	66"H × 60"W × 18"D	434 lbs	\$4,769.42
93R86	Elite Freestanding Display Case	66"H × 72"W × 18"D	481 lbs	\$5,024.62
<b>B. Elite Freestanding Display Case + Cornice &amp; Light</b>				
93C84	Elite Freestanding Display Case + Cornice & Light	72"H × 48"W × 18"D	420 lbs	\$5,248.21
93C85	Elite Freestanding Display Case + Cornice & Light	72"H × 60"W × 18"D	485 lbs	\$5,788.84
93C86	Elite Freestanding Display Case + Cornice & Light	72"H × 72"W × 18"D	550 lbs	\$6,026.99



with cornice and light

## Glass Accessory Tray

Designed to accentuate the appearance of your glass boards in any environment.

SCS Indoor Advantage Gold Certified.

Part No.	Description	Dimensions	Ship Wt.	Base MSRP
<b>A. Glass Accessory Tray</b>				
572	Glass Accessory Tray	1"H × 12"W × 4"D	2 lbs	\$59.18





## Brass Finish Mounts for Visionary® Boards

Modern Visionary Brass Finish Mounts add an extra chic element to any Visionary Magnetic Glass Board.

All Visionary boards come standard with stainless steel mounts in a silver finish, but now you can purchase a set of brass-toned mounts and elevate your environment with a subtle yet upscale appearance.

Coordinating easily with all of our available color options, you can also customize the color (and graphic printing) on your Visionary board for a look as on-trend as you desire.

Order a set of four mounts for boards 47.2"H × 47.2"W and smaller, a set of six mounts for boards 47.2"H × 70.9"W, or a set of eight mounts for boards 47.2"H × 94.5"W.

SCS Indoor Advantage Gold Certified.

Part No.	Description	Dimensions	Ship Wt.	Base MSRP
<b>A. Brass Finish Mounts for Visionary Board</b>				
B574V	Brass Finish Mounts for Visionary Board (set of 4)	1.3"H × 1.3"W × .8"D	2 lbs	\$73.59
B574V6	Brass Finish Mounts for Visionary Board (set of 6)	1.3"H × 1.3"W × .8"D	2 lbs	\$108.21
B574V8	Brass Finish Mounts for Visionary Board (set of 8)	1.3"H × 1.3"W × .8"D	2 lbs	\$141.39

**DISCONTINUED: Available while supplies last!**



## Magnetic Q-Tray

Magnetic Q-Trays attach to any magnetic surface for instant marker and eraser storage. Purchase two or more for larger boards.

**Please note:** For standard magnetic whiteboards only. For magnetic glass boards use rare earth magnets.

SCS Indoor Advantage Gold Certified.

### Standard Includes

- Black plastic tray measures 16"W × 2.5"D
- Four rare earth magnets adhered to the back of the tray

Part No.	Description	Dimensions	Ship Wt.	Base MSRP
<b>A. Magnetic Q-Tray</b>				
MT-16	Magnetic Q-Tray (Black)	1.3"H × 16"W × 2.5"	2 lbs	\$62.12



## Magnetic Accessory Tray

Magnetic accessory trays attach to any surface that accepts magnets for instant and convenient marker and eraser storage. Purchase two or more for larger boards.

**Please note:** For standard magnetic whiteboards only. For magnetic glass boards use rare earth magnets.

SCS Indoor Advantage Gold Certified.

### Standard Includes

- Black plastic tray measures 12"W × 2.3"D
- Magnets adhered to the back of the tray

Part No.	Description	Dimensions	Ship Wt.	Base MSRP
<b>A. Magnetic Accessory Tray</b>				
MT-12G	Magnetic Accessory Tray (Gray)	1.3"H × 12"W × 2.3"D	2 lbs	\$40.18



## Magnetic Eraser Cloth

The Magnetic Eraser Cloth features a magnet sewn into one corner to easily attach to any surface that accepts magnets. Cloth wipes dry erase marker cleanly and with no ghosting. Ideal for boards without a tray, the cloth conveniently stores wherever it is needed.

**Please note:** For standard magnetic whiteboards only. For magnetic glass boards use rare earth magnets.

SCS Indoor Advantage Gold Certified.

### Standard Includes

- 8" x 8" black textured cloth
- Magnet sewn into one corner

Part No.	Description	Dimensions	Ship Wt.	Base MSRP
<b>A. Magnetic Eraser Cloth</b>				
555	Magnetic Eraser Cloth	8"H x 8"W	1 lb	\$3.16



## Cubicle Board Hangers

Add instant hanging space to virtually any cubicle wall. Mount a whiteboard, tackboard, framed photograph, or artwork with ease.

SCS Indoor Advantage Gold Certified.

### Standard Includes

- Lightweight plastic enclosure with steel hooks
- Sold in sets of 2
- Holds up to 50 lbs.
- Screw-adjust mechanism to fit wall thicknesses from 1" to 2-1/2"

Part No.	Description	Dimensions	Ship Wt.	Base MSRP
<b>A. Cubicle Board Hangers</b>				
56389	Cubicle Board Hangers (set of 2)	3.5"H x .6"W x 2.8"D	2 lbs	\$16.90





### **Section III:** Furniture

## Hierarchy Beluga Desk

The Hierarchy Beluga Desk is an ideal configurable classroom system with full right- and left-hand accessibility. Specifically designed for supporting a variety of learning modes to promote interaction in your classroom.

SCS Indoor Advantage Gold Certified.

**Please note:** Custom orders and whiteboard top option are subject to an upcharge and laminate availability. Please contact your sales representative for current availability and lead time information.

### Standard Includes

- 1-1/4" scratch-resistant HPL tops with T-mold edge banding
- Powder-coated steel Hierarchy legs with chrome inserts and floor safe swivel glides
- Height adjustable from 18" to 29"H with standard desk height leg inserts

### Options

- Customizable HPL (see p. 7-8 for swatches)
- Customizable edge band (see p. 7-8 for swatches)
- Legs available in black or platinum
- **Please note:** black leg option carries a longer lead time and MOQ for youth height and standing height versions
- Youth height leg option for 12" to 18"H adjustment
- Standing height leg option for 27" to 42"H adjustment
- Casters (locking and non-locking) available
- Enclosed book box available
- Wire book box available
- Sliding tote tray available
- Pack hook available (holds up to 50 lbs)
- Ganging device available
- Clamp Mount Outlet & USB Charger available

Part No.	Description	Dimensions	Ship Wt.	Base MSRP
<b>A. Hierarchy Beluga Desk (Small)</b>				
1733BX-XXXX	Hierarchy Beluga Desk (Small) – Black Legs	18" – 29"H × 32"W × 23"D	40 lbs	\$490.66
1743BX-XXXX	Hierarchy Beluga Desk (Small) – Platinum Legs	18" – 29"H × 32"W × 23"D	40 lbs	\$490.66
1753BX-XXXX	Hierarchy Beluga Desk (Small) – Black Legs (Youth Height)	12" – 18"H × 32"W × 23"D	40 lbs	\$490.66
1763BX-XXXX	Hierarchy Beluga Desk (Small) – Platinum Legs (Youth Height)	12" – 18"H × 32"W × 23"D	40 lbs	\$490.66
1773BX-XXXX	Hierarchy Beluga Desk (Small) – Black Legs (Standing Height)	27" – 42"H × 32"W × 23"D	40 lbs	\$631.46
1783BX-XXXX	Hierarchy Beluga Desk (Small) – Platinum Legs (Standing Height)	27" – 42"H × 32"W × 23"D	40 lbs	\$631.46
<b>B. Hierarchy Beluga Desk (Medium)</b>				
1733AX-XXXX	Hierarchy Beluga Desk (Medium) – Black Legs	18" – 29"H × 35"W × 24"D	45 lbs	\$509.40
1743AX-XXXX	Hierarchy Beluga Desk (Medium) – Platinum Legs	18" – 29"H × 35"W × 24"D	45 lbs	\$509.40
1753AX-XXXX	Hierarchy Beluga Desk (Medium) – Black Legs (Youth Height)	12" – 18"H × 35"W × 24"D	45 lbs	\$509.40
1763AX-XXXX	Hierarchy Beluga Desk (Medium) – Platinum Legs (Youth Height)	12" – 18"H × 35"W × 24"D	45 lbs	\$509.40
1773AX-XXXX	Hierarchy Beluga Desk (Medium) – Black Legs (Standing Height)	27" – 42"H × 35"W × 24"D	45 lbs	\$650.20
1783AX-XXXX	Hierarchy Beluga Desk (Medium) – Platinum Legs (Standing Height)	27" – 42"H × 35"W × 24"D	45 lbs	\$650.20



## Hierarchy Boomerang Desk

The Hierarchy Boomerang Desk is an ideal configurable classroom system with full right- and left-hand accessibility. Specifically designed for supporting a variety of learning modes to promote interaction in your classroom.

SCS Indoor Advantage Gold Certified.

**Please note:** Custom orders and whiteboard top option are subject to an upcharge and laminate availability. Please contact your sales representative for current availability and lead time information.


### Standard Includes

- 1-1/4" scratch-resistant HPL tops with T-mold edge banding
- Powder-coated steel Hierarchy legs with chrome inserts and floor safe swivel glides
- Height adjustable from 18" to 29"H with standard desk height leg inserts

### Options

- Customizable HPL (see p. 7-8 for swatches)
- Customizable edge band (see p. 7-8 for swatches)
- Legs available in black or platinum
- **Please note:** black leg option carries a longer lead time and MOQ for youth height and standing height versions
- Youth height leg option for 12" to 18"H adjustment
- Standing height leg option for 27" to 42"H adjustment
- Casters (locking and non-locking) available
- Enclosed book box available
- Wire book box available
- Sliding tote tray available
- Pack hook available (holds up to 50 lbs)
- Ganging device available
- Clamp Mount Outlet & USB Charger available

Part No.	Description	Dimensions	Ship Wt.	Base MSRP
<b>A. Hierarchy Boomerang Desk</b>				
1033HX-XXXX	Hierarchy Boomerang Desk - Black Legs	18" - 29"H × 36.7"W × 24"D	40 lbs	\$579.72
1043HX-XXXX	Hierarchy Boomerang Desk - Platinum Legs	18" - 29"H × 36.7"W × 24"D	40 lbs	\$579.72
1053HX-XXXX	Hierarchy Boomerang Desk - Black Legs (Youth Height)	12" - 18"H × 36.7"W × 24"D	40 lbs	\$579.72
1063HX-XXXX	Hierarchy Boomerang Desk - Platinum Legs (Youth Height)	12" - 18"H × 36.7"W × 24"D	40 lbs	\$579.72
1073HX-XXXX	Hierarchy Boomerang Desk - Black Legs (Standing Height)	27" - 42"H × 36.7"W × 24"D	40 lbs	\$720.52
1083HX-XXXX	Hierarchy Boomerang Desk - Platinum Legs (Standing Height)	27" - 42"H × 36.7"W × 24"D	40 lbs	\$720.52





## Hierarchy Chevron Desk

The Hierarchy Chevron Desk is an ideal configurable classroom system with full right- and left-hand accessibility. Specifically designed for supporting a variety of learning modes to promote interaction in your classroom.

SCS Indoor Advantage Gold Certified.

**Please note:** Custom orders and whiteboard top option are subject to an upcharge and laminate availability. Please contact your sales representative for current availability and lead time information.

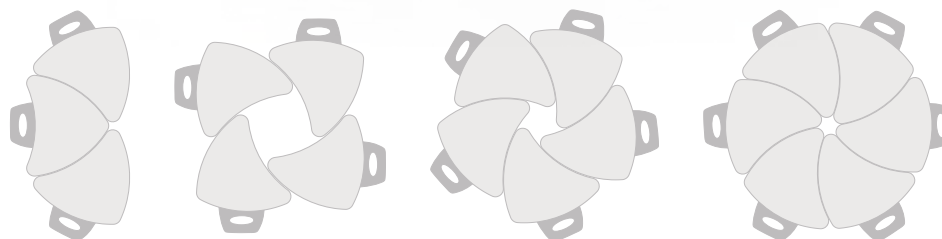
### Standard Includes

- 1-1/4" scratch-resistant HPL tops with T-mold edge banding
- Powder-coated steel Hierarchy legs with chrome inserts and floor safe swivel glides
- Height adjustable from 18" to 29"H with standard desk height leg inserts
- Desk top measures 30.7"W × 24.5"D

### Options

- Customizable HPL (see p. 7–8 for swatches)
- Customizable edge band (see p. 7–8 for swatches)
- Legs available in black or platinum
- **Please note:** black leg option carries a longer lead time and MOQ for youth height and standing height versions
- Youth height leg option for 12" to 18"H adjustment
- Standing height leg option for 27" to 42"H adjustment
- Casters (locking and non-locking) available
- Enclosed book box available
- Wire book box available
- Sliding tote tray available
- Pack hook available (holds up to 50 lbs)
- Ganging device available
- Clamp Mount Outlet & USB Charger available

Part No.	Description	Dimensions	Ship Wt.	Base MSRP
<b>A. Hierarchy Chevron Desk</b>				
1533GX-XXXX	Hierarchy Chevron Desk – Black Legs	18" – 29"H × 30.7"W × 24.5"D	38 lbs	\$508.38
1543GX-XXXX	Hierarchy Chevron Desk – Platinum Legs	18" – 29"H × 30.7"W × 24.5"D	38 lbs	\$508.38
1553GX-XXXX	Hierarchy Chevron Desk – Black Legs (Youth Height)	12" – 18"H × 30.7"W × 24.5"D	38 lbs	\$508.38
1563GX-XXXX	Hierarchy Chevron Desk – Platinum Legs (Youth Height)	12" – 18"H × 30.7"W × 24.5"D	38 lbs	\$508.38
1567GX-XXXX	Hierarchy Chevron Desk – Black Legs (Standing Height)	27" – 42"H × 30.7"W × 24.5"D	38 lbs	\$649.18
1568GX-XXXX	Hierarchy Chevron Desk – Platinum Legs (Standing Height)	27" – 42"H × 30.7"W × 24.5"D	38 lbs	\$649.18



## Hierarchy Cloud 9 Desk

The Hierarchy Cloud 9 Desk is an ideal configurable classroom system with full right- and left-hand accessibility. Specifically designed for supporting a variety of learning modes to promote interaction in your classroom.

SCS Indoor Advantage Gold Certified.

**Please note:** Custom orders and whiteboard top option are subject to an upcharge and laminate availability. Please contact your sales representative for current availability and lead time information.

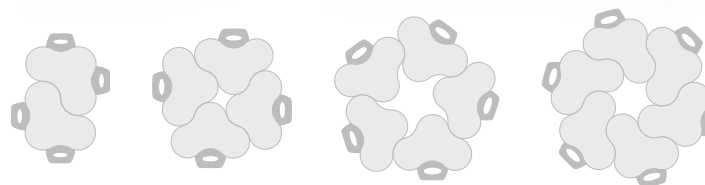
### Standard Includes

- 1-1/4" scratch-resistant HPL tops with T-mold edge banding
- Powder-coated steel Hierarchy legs with chrome inserts and floor safe swivel glides
- Height adjustable from 18" to 29"H with standard desk height leg inserts
- Desk measures 36.1"W × 25.5"D

### Options

- Customizable HPL (see p. 7–8 for swatches)
- Customizable edge band (see p. 7–8 for swatches)
- Legs available in black or platinum
- **Please note:** black leg option carries a longer lead time and MOQ for youth height and standing height versions
- Youth height leg option for 12" to 18"H adjustment
- Standing height leg option for 27" to 42"H adjustment
- Casters (locking and non-locking) available
- Enclosed book box available
- Wire book box available
- Sliding tote tray available
- Pack hook available (holds up to 50 lbs)
- Ganging device available
- Clamp Mount Outlet & USB Charger available

Part No.	Description	Dimensions	Ship Wt.	Base MSRP
<b>A. Hierarchy Cloud 9 Desk</b>				
1333CX-XXXX	Hierarchy Cloud 9 Desk – Black Legs	18" – 29"H × 36.1"W × 25.5"D	37 lbs	\$508.38
1343CX-XXXX	Hierarchy Cloud 9 Desk – Platinum Legs	18" – 29"H × 36.1"W × 25.5"D	37 lbs	\$508.38
1353CX-XXXX	Hierarchy Cloud 9 Desk – Black Legs (Youth Height)	12" – 18"H × 36.1"W × 25.5"D	37 lbs	\$508.38
1363CX-XXXX	Hierarchy Cloud 9 Desk – Platinum Legs (Youth Height)	12" – 18"H × 36.1"W × 25.5"D	37 lbs	\$508.38
1373CX-XXXX	Hierarchy Cloud 9 Desk – Black Legs (Standing Height)	27" – 42"H × 36.1"W × 25.5"D	37 lbs	\$649.18
1383CX-XXXX	Hierarchy Cloud 9 Desk – Platinum Legs (Standing Height)	27" – 42"H × 36.1"W × 25.5"D	37 lbs	\$649.18



## Hierarchy Creator Desk (ADA)

The Hierarchy Creator Desk system is an ideal configurable classroom system with full right- and left-hand accessibility. Specifically designed for supporting a variety of learning modes to promote interaction in your classroom.

Available in several sizes to meet ADA requirements and accommodate different abilities and needs.

SCS Indoor Advantage Gold Certified.

**Please note:** Custom orders and whiteboard top option are subject to an upcharge and laminate availability. Please contact your sales representative for current availability and lead time information.

### Standard Includes

- 1-1/4" scratch-resistant HPL tops with T-mold edge banding
- Powder-coated steel Hierarchy legs with chrome inserts and floor safe swivel glides
- Height adjustable from 18" to 29"H with standard desk height leg inserts

### Options

- Multiple standard shapes and sizes
- Customizable HPL (see p. 7-8 for swatches)
- Customizable edge band (see p. 7-8 for swatches)
- Legs available in black or platinum
- **Please note:** black leg option carries a longer lead time and MOO for youth height and standing height versions
- Youth height leg option for 12" to 18"H adjustment
- Standing height leg option for 27" to 42"H adjustment
- Casters (locking and non-locking) available
- Enclosed book box available
- Wire book box available
- Sliding tote tray available
- Pack hook available (holds up to 50 lbs)
- Ganging device available
- Clamp Mount Outlet & USB Charger available



Part No.	Description	Dimensions	Ship Wt.	Base MSRP
<b>A. Hierarchy Creator Desk (Square ADA)</b>				
1633AX-XXXX	Hierarchy Creator Desk (Square ADA) – Black Legs	18" – 29"H × 40.6"W × 40.6"D	85 lbs	\$572.63
1643AX-XXXX	Hierarchy Creator Desk (Square ADA) – Platinum Legs	18" – 29"H × 40.6"W × 40.6"D	85 lbs	\$572.63
1653AX-XXXX	Hierarchy Creator Desk (Square ADA) – Black Legs (Youth Height)	12" – 18"H × 40.6"W × 40.6"D	85 lbs	\$572.63
1663AX-XXXX	Hierarchy Creator Desk (Square ADA) – Platinum Legs (Youth Height)	12" – 18"H × 40.6"W × 40.6"D	85 lbs	\$572.63
1673AX-XXXX	Hierarchy Creator Desk (Square ADA) – Black Legs (Standing Height)	27" – 42"H × 40.6"W × 40.6"D	85 lbs	\$713.43
1683AX-XXXX	Hierarchy Creator Desk (Square ADA) – Platinum Legs (Standing Height)	27" – 42"H × 40.6"W × 40.6"D	85 lbs	\$713.43
<b>B. Hierarchy Creator Desk (Triangle ADA)</b>				
1633BX-XXXX	Hierarchy Creator Desk (Triangle ADA) – Black Legs	18" – 29"H × 39.3"W × 35.5"D	80 lbs	\$534.71
1643BX-XXXX	Hierarchy Creator Desk (Triangle ADA) – Platinum Legs	18" – 29"H × 39.3"W × 35.5"D	80 lbs	\$534.71
1653BX-XXXX	Hierarchy Creator Desk (Triangle ADA) – Black Legs (Youth Height)	12" – 18"H × 39.3"W × 35.5"D	80 lbs	\$534.71
1663BX-XXXX	Hierarchy Creator Desk (Triangle ADA) – Platinum Legs (Youth Height)	12" – 18"H × 39.3"W × 35.5"D	80 lbs	\$534.71
1673BX-XXXX	Hierarchy Creator Desk (Triangle ADA) – Black Legs (Standing Height)	27" – 42"H × 39.3"W × 35.5"D	80 lbs	\$675.51
1683BX-XXXX	Hierarchy Creator Desk (Triangle ADA) – Platinum Legs (Standing Ht)	27" – 42"H × 39.3"W × 35.5"D	80 lbs	\$675.51
<b>C. Hierarchy Creator Desk (Rectangle ADA)</b>				
1633CX-XXXX	Hierarchy Creator Desk (Rectangle ADA) – Black Legs	18" – 29"H × 40.4"W × 21.5"D	55 lbs	\$534.71
1643CX-XXXX	Hierarchy Creator Desk (Rectangle ADA) – Platinum Legs	18" – 29"H × 40.4"W × 21.5"D	55 lbs	\$534.71
1653CX-XXXX	Hierarchy Creator Desk (Rectangle ADA) – Black Legs (Youth Height)	12" – 18"H × 40.4"W × 21.5"D	55 lbs	\$534.71
1663CX-XXXX	Hierarchy Creator Desk (Rectangle ADA) – Platinum Legs (Youth Height)	12" – 18"H × 40.4"W × 21.5"D	55 lbs	\$534.71
1673CX-XXXX	Hierarchy Creator Desk (Rectangle ADA) – Black Legs (Standing Height)	27" – 42"H × 40.4"W × 21.5"D	55 lbs	\$675.51
1683CX-XXXX	Hierarchy Creator Desk (Rectangle ADA) – Platinum Legs (Standing Ht)	27" – 42"H × 40.4"W × 21.5"D	55 lbs	\$675.51
<b>D. Hierarchy Creator Desk (Half Round ADA)</b>				
1633DX-XXXX	Hierarchy Creator Desk (Half Round ADA) – Black Legs	18" – 29"H × 39.5"W × 21.9"D	55 lbs	\$534.08
1643DX-XXXX	Hierarchy Creator Desk (Half Round ADA) – Platinum Legs	18" – 29"H × 39.5"W × 21.9"D	55 lbs	\$534.08
1653DX-XXXX	Hierarchy Creator Desk (Half Round ADA) – Black Legs (Youth Height)	12" – 18"H × 39.5"W × 21.9"D	55 lbs	\$534.08
1663DX-XXXX	Hierarchy Creator Desk (Half Round ADA) – Platinum Legs (Youth Ht)	12" – 18"H × 39.5"W × 21.9"D	55 lbs	\$534.08
1673DX-XXXX	Hierarchy Creator Desk (Half Round ADA) – Black Legs (Standing Ht)	27" – 42"H × 39.5"W × 21.9"D	55 lbs	\$674.88
1683DX-XXXX	Hierarchy Creator Desk (Half Round ADA) – Platinum Legs (Standing Ht)	27" – 42"H × 39.5"W × 21.9"D	55 lbs	\$674.88



## Hierarchy Creator Desk

The Hierarchy Creator Desk system is an ideal configurable classroom system with full right- and left-hand accessibility. Specifically designed for supporting a variety of learning modes to promote interaction in your classroom.

SCS Indoor Advantage Gold Certified.

**Please note:** Custom orders and whiteboard top option are subject to an upcharge and laminate availability. Please contact your sales representative for current availability and lead time information.

### Standard Includes

- 1-1/4" scratch-resistant HPL tops with T-mold edge banding
- Powder-coated steel Hierarchy legs with chrome inserts and floor safe swivel glides
- Height adjustable from 18" to 29"H with standard desk height leg inserts

### Options

- Multiple standard shapes and sizes
- Customizable HPL (see p. 7-8 for swatches)
- Customizable edge band (see p. 7-8 for swatches)
- Legs available in black or platinum
- **Please note:** black leg option carries a longer lead time and MOQ for youth height and standing height versions
- Youth height leg option for 12" to 18"H adjustment
- Standing height leg option for 27" to 42"H adjustment
- Casters (locking and non-locking) available
- Enclosed book box available
- Wire book box available
- Sliding tote tray available
- Pack hook available (holds up to 50 lbs)
- Ganging device available
- Clamp Mount Outlet & USB Charger available



Part No.	Description	Dimensions	Ship Wt.	Base MSRP
<b>A. Hierarchy Creator Desk (Triangle)</b>				
1633EX-XXXX	Hierarchy Creator Desk (Triangle) – Black Legs	18" – 29"H × 36.5"W × 33.1"D	55 lbs	\$497.00
1643EX-XXXX	Hierarchy Creator Desk (Triangle) – Platinum Legs	18" – 29"H × 36.5"W × 33.1"D	55 lbs	\$497.00
1653EX-XXXX	Hierarchy Creator Desk (Triangle) – Black Legs (Youth Height)	12" – 18"H × 36.5"W × 33.1"D	55 lbs	\$497.00
1663EX-XXXX	Hierarchy Creator Desk (Triangle) – Platinum Legs (Youth Height)	12" – 18"H × 36.5"W × 33.1"D	55 lbs	\$497.00
1673EX-XXXX	Hierarchy Creator Desk (Triangle) – Black Legs (Standing Height)	27" – 42"H × 36.5"W × 33.1"D	55 lbs	\$637.80
1683EX-XXXX	Hierarchy Creator Desk (Triangle) – Platinum Legs (Standing Height)	27" – 42"H × 36.5"W × 33.1"D	55 lbs	\$637.80
<b>B. Hierarchy Creator Desk (Hexagonal Trapezoid)</b>				
1633FX-XXXX	Hierarchy Creator Desk (Hexagonal Trapezoid) – Black Legs	18" – 29"H × 31.6"W × 19.4"D	45 lbs	\$497.00
1643FX-XXXX	Hierarchy Creator Desk (Hexagonal Trapezoid) – Platinum Legs	18" – 29"H × 31.6"W × 19.4"D	45 lbs	\$497.00
1653FX-XXXX	Hierarchy Creator Desk (Hexagonal Trapezoid) – Black Legs (Youth Height)	12" – 18"H × 31.6"W × 19.4"D	45 lbs	\$497.00
1663FX-XXXX	Hierarchy Creator Desk (Hexagonal Trapezoid) – Platinum Legs (Youth Ht)	12" – 18"H × 31.6"W × 19.4"D	45 lbs	\$497.00
1673FX-XXXX	Hierarchy Creator Desk (Hexagonal Trapezoid) – Black Legs (Standing Ht)	27" – 42"H × 31.6"W × 19.4"D	45 lbs	\$637.80
1683FX-XXXX	Hierarchy Creator Desk (Hexagonal Trapezoid) – Platinum Legs (Stand Ht)	27" – 42"H × 31.6"W × 19.4"D	45 lbs	\$637.80
<b>C. Hierarchy Creator Desk (Octagonal Trapezoid)</b>				
1633GX-XXXX	Hierarchy Creator Desk (Octagonal Trapezoid) – Black Legs	18" – 29"H × 32.3"W × 20.6"D	45 lbs	\$485.14
1643GX-XXXX	Hierarchy Creator Desk (Octagonal Trapezoid) – Platinum Legs	18" – 29"H × 32.3"W × 20.6"D	45 lbs	\$485.14
1653GX-XXXX	Hierarchy Creator Desk (Octagonal Trapezoid) – Black Legs (Youth Height)	12" – 18"H × 32.3"W × 20.6"D	45 lbs	\$485.14
1663GX-XXXX	Hierarchy Creator Desk (Octagonal Trapezoid) – Platinum Legs (Youth Ht)	12" – 18"H × 32.3"W × 20.6"D	45 lbs	\$485.14
1673GX-XXXX	Hierarchy Creator Desk (Octagonal Trapezoid) – Black Legs (Standing Ht)	27" – 42"H × 32.3"W × 20.6"D	45 lbs	\$625.94
1683GX-XXXX	Hierarchy Creator Desk (Octagonal Trapezoid) – Platinum Legs (Stand Ht)	27" – 42"H × 32.3"W × 20.6"D	45 lbs	\$625.94
<b>D. Hierarchy Creator Desk (Rectangle)</b>				
1633HX-XXXX	Hierarchy Creator Desk (Rectangle) – Black Legs	18" – 29"H × 32.1"W × 21.4"D	45 lbs	\$458.11
1643HX-XXXX	Hierarchy Creator Desk (Rectangle) – Platinum Legs	18" – 29"H × 32.1"W × 21.4"D	45 lbs	\$458.11
1653HX-XXXX	Hierarchy Creator Desk (Rectangle) – Black Legs (Youth Height)	12" – 18"H × 32.1"W × 21.4"D	45 lbs	\$458.11
1663HX-XXXX	Hierarchy Creator Desk (Rectangle) – Platinum Legs (Youth Height)	12" – 18"H × 32.1"W × 21.4"D	45 lbs	\$458.11
1673HX-XXXX	Hierarchy Creator Desk (Rectangle) – Black Legs (Standing Height)	27" – 42"H × 32.1"W × 21.4"D	45 lbs	\$598.91
1683HX-XXXX	Hierarchy Creator Desk (Rectangle) – Platinum Legs (Standing Height)	27" – 42"H × 32.1"W × 21.4"D	45 lbs	\$598.91



## Hierarchy Creator Desk + Porcelain Steel Top

Hierarchy Creator Desk brings simplicity and functionality in a customizable package made to fit any classroom or study setting. Available with a porcelain steel whiteboard top, designed to provide space for doodling, jotting down notes and ideas, and brainstorming. Surface accepts magnets for even more versatility.

Porcelain reduces ambient reflection and glare over standard markerboard, providing a more comfortable to use writing surface. Porcelain also has superior erasability, and comes with a lifetime guarantee.

Tests show porcelain is 2.5 times harder and twice as scratch-resistant as laminate, reducing dents, dings, and other damage. Surface is also 5.5 times more wear-resistant.

Erasability is 2.5 times better on a porcelain surface versus laminate dry erase surface when both surfaces are new, and holds up to use, showing 5 times better erasability over time.

Porcelain top is also resistant to delamination, keeping dry erasability intact for the life of the desk.

SCS Indoor Advantage Gold Certified.

### Standard Includes

- 1-1/4" top with 24-gauge porcelain steel whiteboard surface material
- Molded polypropylene edge banding in black, raised slightly for a fully encapsulated top to deter rust
- Powder-coated steel Hierarchy legs with chrome inserts and floor safe swivel glides
- Height adjustable from 18" to 29"H with standard desk height leg inserts

### Options

- Legs available in black or platinum
- **Please note:** black leg option carries a longer lead time and MOQ for youth height and standing height versions
- Youth height leg option for 12" to 18"H adjustment
- Standing height leg option for 27" to 42"H adjustment
- Casters (locking and non-locking) available
- Enclosed book box available
- Wire book box available
- Sliding tote tray available
- Pack hook available (holds up to 50 lbs)
- Ganging device available
- Clamp Mount Outlet & USB Charger available

Part No.	Description	Dimensions	Ship Wt.	Base MSRP
<b>A. Hierarchy Creator Desk + Porcelain Steel Top</b>				
70528	Hierarchy Creator Desk + Porcelain Steel Top – Black Legs	18" – 29"H × 32.1"W × 21.4"D	50 lbs	\$440.06
70529	Hierarchy Creator Desk + Porcelain Steel Top – Platinum Legs	18" – 29"H × 32.1"W × 21.4"D	50 lbs	\$440.06
70528K	Hierarchy Creator Desk + Porcelain Steel Top – Black Legs (Youth Height)	12" – 18"H × 32.1"W × 21.4"D	50 lbs	\$440.06
70529K	Hierarchy Creator Desk + Porcelain Steel Top – Platinum Legs (Youth Height)	12" – 18"H × 32.1"W × 21.4"D	50 lbs	\$440.06
70528S	Hierarchy Creator Desk + Porcelain Steel Top – Black Legs (Standing Height)	27" – 42"H × 32.1"W × 21.4"D	50 lbs	\$581.40
70529S	Hierarchy Creator Desk + Porcelain Steel Top – Platinum Legs (Standing Height)	27" – 42"H × 32.1"W × 21.4"D	50 lbs	\$581.40



## Hierarchy Fender by MooreCo Desk

The Hierarchy Fender by MooreCo Desk is an ideal configurable classroom system with full right- and left-hand accessibility. Specifically designed for supporting a variety of learning modes to promote interaction in your classroom.

SCS Indoor Advantage Gold Certified.

**Please note:** Custom orders and whiteboard top option are subject to an upcharge and laminate availability. Please contact your sales representative for current availability and lead time information.

### Standard Includes

- 1-1/4" scratch-resistant HPL tops with T-mold edge banding
- Powder-coated steel Hierarchy legs with chrome inserts and floor safe swivel glides
- Height adjustable from 18" to 29"H with standard desk height leg inserts
- Standard desk top measures 33"W × 23"D
- Large desk top measures 36"W × 24"D

### Options

- Two standard sizes
- Customizable HPL (see p. 7–8 for swatches)
- Customizable edge band (see p. 7–8 for swatches)
- Legs available in black or platinum
- **Please note:** black leg option carries a longer lead time and MOO for youth height and standing height versions
- Youth height leg option for 12" to 18"H adjustment
- Standing height leg option for 27" to 42"H adjustment
- Casters (locking and non-locking) available
- Enclosed book box available
- Wire book box available
- Sliding tote tray available
- Pack hook available (holds up to 50 lbs)
- Ganging device available
- Clamp Mount Outlet & USB Charger available

Part No.	Description	Dimensions	Ship Wt.	Base MSRP
<b>A. Hierarchy Fender by MooreCo Desk (Standard)</b>				
1133RX-XXXX	Hierarchy Fender by MooreCo Desk (Standard) – Black Legs	18" – 29"H × 33"W × 23"D	44 lbs	\$490.66
1143RX-XXXX	Hierarchy Fender by MooreCo Desk (Standard) – Platinum Legs	18" – 29"H × 33"W × 23"D	44 lbs	\$490.66
1143RX-XXXX	Hierarchy Fender by MooreCo Desk (Standard) – Black Legs (Youth Height)	12" – 18"H × 33"W × 23"D	44 lbs	\$490.66
1163RX-XXXX	Hierarchy Fender by MooreCo Desk (Standard) – Platinum Legs (Youth Height)	12" – 18"H × 33"W × 23"D	44 lbs	\$490.66
1173RX-XXXX	Hierarchy Fender by MooreCo Desk (Standard) – Black Legs (Standing Height)	27" – 42"H × 33"W × 23"D	44 lbs	\$631.46
1183RX-XXXX	Hierarchy Fender by MooreCo Desk (Standard) – Platinum Legs (Standing Ht)	27" – 42"H × 33"W × 23"D	44 lbs	\$631.46
<b>B. Hierarchy Fender by MooreCo Desk (Large)</b>				
1133SX-XXXX	Hierarchy Fender by MooreCo Desk (Large) – Black Legs	18" – 29"H × 36"W × 24"D	50 lbs	\$509.40
1143SX-XXXX	Hierarchy Fender by MooreCo Desk (Large) – Platinum Legs	18" – 29"H × 36"W × 24"D	50 lbs	\$509.40
1153SX-XXXX	Hierarchy Fender by MooreCo Desk (Large) – Black Legs (Youth Height)	12" – 18"H × 36"W × 24"D	50 lbs	\$509.40
1163SX-XXXX	Hierarchy Fender by MooreCo Desk (Large) – Platinum Legs (Youth Height)	12" – 18"H × 36"W × 24"D	50 lbs	\$509.40
1173SX-XXXX	Hierarchy Fender by MooreCo Desk (Large) – Black Legs (Standing Height)	27" – 42"H × 36"W × 24"D	50 lbs	\$650.20
1183SX-XXXX	Hierarchy Fender by MooreCo Desk (Large) – Platinum Legs (Standing Height)	27" – 42"H × 36"W × 24"D	50 lbs	\$650.20



## Hierarchy Jet Desk

Help your students soar with the Hierarchy Jet Desk. Create a versatile environment and give cooperative learning a boost with countless arrangements.

SCS Indoor Advantage Gold Certified.

**Please note:** Custom orders and whiteboard top option are subject to an upcharge and laminate availability. Please contact your sales representative for current availability and lead time information.

### Standard Includes

- 1-1/4" scratch-resistant HPL tops with T-mold edge banding
- Powder-coated steel Hierarchy legs with chrome inserts and floor safe swivel glides
- Height adjustable from 18" to 29"H with standard desk height leg inserts
- Desk top measures 41"W × 23"D

### Options

- Customizable HPL (see p. 7-8 for swatches)
- Customizable edge band (see p. 7-8 for swatches)
- Legs available in black or platinum
- **Please note:** black leg option carries a longer lead time and MOQ for youth height and standing height versions
- Youth height leg option for 12" to 18"H adjustment
- Casters (locking and non-locking) available
- Enclosed book box available
- Wire book box available
- Sliding tote tray available
- Pack hook available (holds up to 50 lbs)
- Ganging device available
- Clamp Mount Outlet & USB Charger available

Part No.	Description	Dimensions	Ship Wt.	Base MSRP
<b>A. Hierarchy Jet Desk</b>				
1733GX-XXXX	Hierarchy Jet Desk - Black Legs	18" - 29"H × 41"W × 23"D	55 lbs	\$344.10
1743GX-XXXX	Hierarchy Jet Desk - Platinum Legs	18" - 29"H × 41"W × 23"D	55 lbs	\$344.10
1753GX-XXXX	Hierarchy Jet Desk - Black Legs (Youth Height)	12" - 18"H × 41"W × 23"D	55 lbs	\$344.10
1763GX-XXXX	Hierarchy Jet Desk - Platinum Legs (Youth Height)	12" - 18"H × 41"W × 23"D	55 lbs	\$344.10



## Hierarchy Monroe Desk

Prepare students for a bright future with the Hierarchy Monroe Desk. This versatile desk joins to create dynamic clusters for imaginative, engaging learning.

SCS Indoor Advantage Gold Certified.

**Please note:** Custom orders and whiteboard top option are subject to an upcharge and laminate availability. Please contact your sales representative for current availability and lead time information.

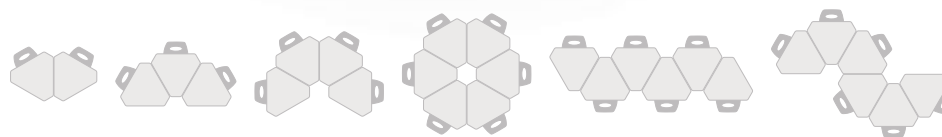
### Standard Includes

- 1-1/4" scratch-resistant HPL tops with T-mold edge banding
- Powder-coated steel Hierarchy legs with chrome inserts and floor safe swivel glides
- Height adjustable from 18" to 29"H with standard desk height leg inserts
- Small desk top measures 29.7"W × 26.6"D
- Large desk top measures 33.6"W × 29.6"D

### Options

- Two standard sizes
- Customizable HPL (see p. 7–8 for swatches)
- Customizable edge band (see p. 7–8 for swatches)
- Legs available in black or platinum
- **Please note:** black leg option carries a longer lead time and MOQ for youth height and standing height versions
- Youth height leg option for 12" to 18"H adjustment
- Casters (locking and non-locking) available
- Enclosed book box available
- Wire book box available
- Sliding tote tray available
- Pack hook available (holds up to 50 lbs)
- Ganging device available
- Clamp Mount Outlet & USB Charger available

Part No.	Description	Dimensions	Ship Wt.	Base MSRP
<b>A. Hierarchy Monroe Desk (Small)</b>				
1733KX-XXXX	Hierarchy Monroe Desk (Small) – Black Legs	18" – 29"H × 29.7"W × 26.6"D	50 lbs	\$356.78
1743KX-XXXX	Hierarchy Monroe Desk (Small) – Platinum Legs	18" – 29"H × 29.7"W × 26.6"D	50 lbs	\$356.78
1753KX-XXXX	Hierarchy Monroe Desk (Small) – Black Legs (Youth Height)	12" – 18"H × 29.7"W × 26.6"D	50 lbs	\$356.78
1763KX-XXXX	Hierarchy Monroe Desk (Small) – Platinum Legs (Youth Height)	12" – 18"H × 29.7"W × 26.6"D	50 lbs	\$356.78
<b>B. Hierarchy Monroe Desk (Standard)</b>				
1733HX-XXXX	Hierarchy Monroe Desk (Standard) – Black Legs	18" – 29"H × 33.6"W × 29.6"D	55 lbs	\$390.89
1743HX-XXXX	Hierarchy Monroe Desk (Standard) – Platinum Legs	18" – 29"H × 33.6"W × 29.6"D	55 lbs	\$390.89
1753HX-XXXX	Hierarchy Monroe Desk (Standard) – Black Legs (Youth Height)	12" – 18"H × 33.6"W × 29.6"D	55 lbs	\$390.89
1763HX-XXXX	Hierarchy Monroe Desk (Standard) – Platinum Legs (Youth Height)	12" – 18"H × 33.6"W × 29.6"D	55 lbs	\$390.89





## Hierarchy Quad Desk

The Hierarchy Quad Desk is an ideal configurable classroom system with full right- and left-hand accessibility. Specifically designed for supporting a variety of learning modes to promote interaction in your classroom.

SCS Indoor Advantage Gold Certified.

**Please note:** Custom orders and whiteboard top option are subject to an upcharge and laminate availability. Please contact your sales representative for current availability and lead time information.

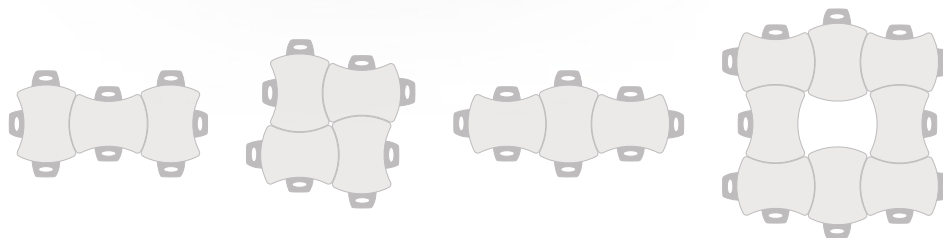
### Standard Includes

- 1-1/4" scratch-resistant HPL tops with T-mold edge banding
- Powder-coated steel Hierarchy legs with chrome inserts and floor safe swivel glides
- Height adjustable from 18" to 29"H with standard desk height leg inserts
- Desk top measures 41.7"W × 32.7"D

### Options

- Customizable HPL (see p. 7–8 for swatches)
- Customizable edge band (see p. 7–8 for swatches)
- Legs available in black or platinum
- **Please note:** black leg option carries a longer lead time and MOQ for youth height and standing height versions
- Youth height leg option for 12" to 18"H adjustment
- Standing height leg option for 27" to 42"H adjustment
- Casters (locking and non-locking) available
- Enclosed book box available
- Wire book box available
- Sliding tote tray available
- Pack hook available (holds up to 50 lbs)
- Ganging device available
- Clamp Mount Outlet & USB Charger available

Part No.	Description	Dimensions	Ship Wt.	Base MSRP
<b>A. Hierarchy Quad Desk</b>				
1433EX-XXXX	Hierarchy Quad Desk – Black Legs	18" – 29"H × 41.7"W × 32.7"D	65 lbs	\$675.28
1443EX-XXXX	Hierarchy Quad Desk – Platinum Legs	18" – 29"H × 41.7"W × 32.7"D	65 lbs	\$675.28
1453EX-XXXX	Hierarchy Quad Desk – Black Legs (Youth Height)	12" – 18"H × 41.7"W × 32.7"D	65 lbs	\$675.28
1463EX-XXXX	Hierarchy Quad Desk – Platinum Legs (Youth Height)	12" – 18"H × 41.7"W × 32.7"D	65 lbs	\$675.28
1473EX-XXXX	Hierarchy Quad Desk – Black Legs (Standing Height)	27" – 42"H × 41.7"W × 32.7"D	65 lbs	\$816.08
1483EX-XXXX	Hierarchy Quad Desk – Platinum Legs (Standing Height)	27" – 42"H × 41.7"W × 32.7"D	65 lbs	\$816.08



## Hierarchy Rectangle Desk

The Hierarchy Rectangle Desk is an ideal configurable classroom system with full right- and left-hand accessibility. Specifically designed for supporting a variety of learning modes to promote interaction in your classroom.

SCS Indoor Advantage Gold Certified.

**Please note:** Custom orders and whiteboard top option are subject to an upcharge and laminate availability. Please contact your sales representative for current availability and lead time information.

### Standard Includes

- 1-1/4" scratch-resistant HPL tops with T-mold edge banding
- Powder-coated steel Hierarchy legs with chrome inserts and floor safe swivel glides
- Height adjustable from 18" to 29"H with standard desk height leg inserts

### Options

- Customizable HPL (see p. 7-8 for swatches)
- Customizable edge band (see p. 7-8 for swatches)
- Legs available in black or platinum
- **Please note:** black leg option carries a longer lead time and MOQ for youth height and standing height versions
- Youth height leg option for 12" to 18"H adjustment
- Standing height leg option for 27" to 42"H adjustment
- Casters (locking and non-locking) available
- Enclosed book box available
- Wire book box available
- Sliding tote tray available
- Pack hook available (holds up to 50 lbs)
- Ganging device available
- Clamp Mount Outlet & USB Charger available

Part No.	Description	Dimensions	Ship Wt.	Base MSRP
<b>A. Hierarchy Rectangle Desk</b>				
10331X-XXXX	Hierarchy Rectangle Desk – Black Legs	18" – 29"H × 29"W × 20"D	44 lbs	\$509.97
10431X-XXXX	Hierarchy Rectangle Desk – Platinum Legs	18" – 29"H × 29"W × 20"D	44 lbs	\$509.97
10531X-XXXX	Hierarchy Rectangle Desk – Black Legs (Youth Height)	12" – 18"H × 29"W × 20"D	44 lbs	\$509.97
10631X-XXXX	Hierarchy Rectangle Desk – Platinum Legs (Youth Height)	12" – 18"H × 29"W × 20"D	44 lbs	\$509.97
10731X-XXXX	Hierarchy Rectangle Desk – Black Legs (Standing Height)	27" – 42"H × 29"W × 20"D	44 lbs	\$650.77
10831X-XXXX	Hierarchy Rectangle Desk – Platinum Legs (Standing Height)	27" – 42"H × 29"W × 20"D	44 lbs	\$650.77



## Hierarchy Sail Desk

The Hierarchy Sail Desk is an ideal configurable classroom system with full right- and left-hand accessibility. Specifically designed for supporting a variety of learning modes to promote interaction in your classroom.

SCS Indoor Advantage Gold Certified.

**Please note:** Custom orders and whiteboard top option are subject to an upcharge and laminate availability. Please contact your sales representative for current availability and lead time information.

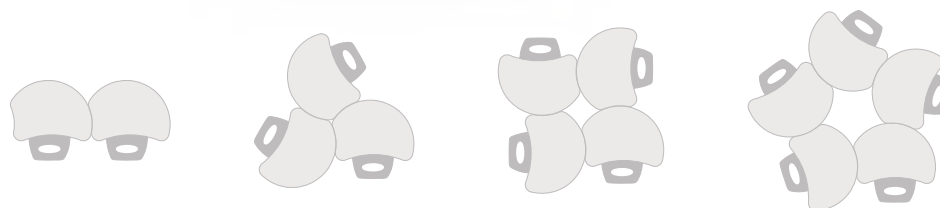
### Standard Includes

- 1-1/4" scratch-resistant HPL tops with T-mold edge banding
- Powder-coated steel Hierarchy legs with chrome inserts and floor safe swivel glides
- Height adjustable from 18" to 29"H with standard desk height leg inserts

### Options

- Customizable HPL (see p. 7-8 for swatches)
- Customizable edge band (see p. 7-8 for swatches)
- Legs available in black or platinum
- **Please note:** black leg option carries a longer lead time and MOQ for youth height and standing height versions
- Youth height leg option for 12" to 18"H adjustment
- Standing height leg option for 27" to 42"H adjustment
- Casters (locking and non-locking) available
- Enclosed book box available
- Wire book box available
- Sliding tote tray available
- Pack hook available (holds up to 50 lbs)
- Ganging device available
- Clamp Mount Outlet & USB Charger available

Part No.	Description	Dimensions	Ship Wt.	Base MSRP
<b>A. Hierarchy Sail Desk</b>				
1133AX-XXXX	Hierarchy Sail Desk – Black Legs	18" – 29"H × 31.8"W × 23.5"D	45 lbs	\$467.29
1143AX-XXXX	Hierarchy Sail Desk – Platinum Legs	18" – 29"H × 31.8"W × 23.5"D	45 lbs	\$467.29
1153AX-XXXX	Hierarchy Sail Desk – Black Legs (Youth Height)	12" – 18"H × 31.8"W × 23.5"D	45 lbs	\$467.29
1163AX-XXXX	Hierarchy Sail Desk – Platinum Legs (Youth Height)	12" – 18"H × 31.8"W × 23.5"D	45 lbs	\$467.29
1173AX-XXXX	Hierarchy Sail Desk – Black Legs (Standing Height)	27" – 42"H × 31.8"W × 23.5"D	45 lbs	\$608.09
1183AX-XXXX	Hierarchy Sail Desk – Platinum Legs (Standing Height)	27" – 42"H × 31.8"W × 23.5"D	45 lbs	\$608.09



## Hierarchy Shapes Desk

The Hierarchy Shapes Desk is an ideal configurable classroom system with full right- and left-hand accessibility. Specifically designed for supporting a variety of learning modes to promote interaction in your classroom.

SCS Indoor Advantage Gold Certified.

**Please note:** Custom orders and whiteboard top option are subject to an upcharge and laminate availability. Please contact your sales representative for current availability and lead time information.

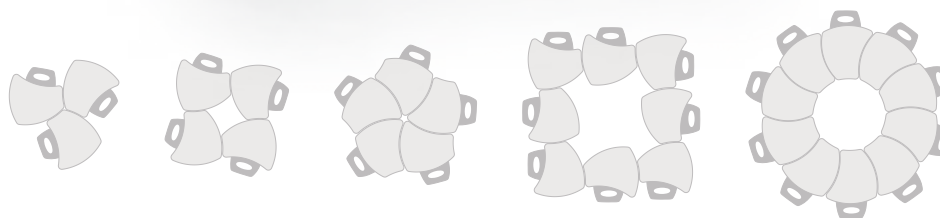
### Standard Includes

- 1-1/4" scratch-resistant HPL tops with T-mold edge banding
- Powder-coated steel Hierarchy legs with chrome inserts and floor safe swivel glides
- Height adjustable from 18" to 29"H with standard desk height leg inserts
- Standard desk top measures 29.9"W × 28.4"D
- Large desk top measures 34.9"W × 32.5"D

### Options

- Two standard sizes
- Customizable HPL (see p. 7–8 for swatches)
- Customizable edge band (see p. 7–8 for swatches)
- Legs available in black or platinum
- **Please note:** black leg option carries a longer lead time and MOQ for youth height and standing height versions
- Youth height leg option for 12" to 18"H adjustment
- Standing height leg option for 27" to 42"H adjustment
- Casters (locking and non-locking) available
- Enclosed book box available
- Wire book box available
- Sliding tote tray available
- Pack hook available (holds up to 50 lbs)
- Ganging device available
- Clamp Mount Outlet & USB Charger available

Part No.	Description	Dimensions	Ship Wt.	Base MSRP
<b>A. Hierarchy Shapes Desk (Standard)</b>				
11336X-XXXX	Hierarchy Shapes Desk (Standard) – Black Legs	18" – 29"H × 29.9"W × 28.4"D	42 lbs	\$490.66
11436X-XXXX	Hierarchy Shapes Desk (Standard) – Platinum Legs	18" – 29"H × 29.9"W × 28.4"D	42 lbs	\$490.66
11536X-XXXX	Hierarchy Shapes Desk (Standard) – Black Legs (Youth Height)	12" – 18"H × 29.9"W × 28.4"D	42 lbs	\$490.66
11636X-XXXX	Hierarchy Shapes Desk (Standard) – Platinum Legs (Youth Height)	12" – 18"H × 29.9"W × 28.4"D	42 lbs	\$490.66
11736X-XXXX	Hierarchy Shapes Desk (Standard) – Black Legs (Standing Height)	27" – 42"H × 29.9"W × 28.4"D	42 lbs	\$631.46
11836X-XXXX	Hierarchy Shapes Desk (Standard) – Platinum Legs (Standing Height)	27" – 42"H × 29.9"W × 28.4"D	42 lbs	\$631.46
<b>B. Hierarchy Shapes Desk (Large)</b>				
11335X-XXXX	Hierarchy Shapes Desk (Large) – Black Legs	18" – 29"H × 34.9"W × 32.5"D	54 lbs	\$561.45
11435X-XXXX	Hierarchy Shapes Desk (Large) – Platinum Legs	18" – 29"H × 34.9"W × 32.5"D	54 lbs	\$561.45
11535X-XXXX	Hierarchy Shapes Desk (Large) – Black Legs (Youth Height)	12" – 18"H × 34.9"W × 32.5"D	54 lbs	\$561.45
11635X-XXXX	Hierarchy Shapes Desk (Large) – Platinum Legs (Youth Height)	12" – 18"H × 34.9"W × 32.5"D	54 lbs	\$561.45
11735X-XXXX	Hierarchy Shapes Desk (Large) – Black Legs (Standing Height)	27" – 42"H × 34.9"W × 32.5"D	54 lbs	\$702.25
11835X-XXXX	Hierarchy Shapes Desk (Large) – Platinum Legs (Standing Height)	27" – 42"H × 34.9"W × 32.5"D	54 lbs	\$702.25



## Hierarchy Shapes Desk + Porcelain Steel Top

Hierarchy Shapes Desk brings simplicity and functionality in a customizable package made to fit any classroom or study setting. Available with a porcelain steel whiteboard top, designed to provide space for doodling, jotting down notes and ideas, and brainstorming. Surface accepts magnets for even more versatility.

Porcelain reduces ambient reflection and glare over standard markerboard, providing a more comfortable to use writing surface. Porcelain also has superior erasability, and comes with a lifetime guarantee.

Tests show porcelain is 2.5 times harder and twice as scratch-resistant as laminate, reducing dents, dings, and other damage. Surface is also 5.5 times more wear-resistant.

Erasability is 2.5 times better on a porcelain surface versus laminate dry erase surface when both surfaces are new, and holds up to use, showing 5 times better erasability over time.

Porcelain top is also resistant to delamination, keeping dry erasability intact for the life of the desk.

SCS Indoor Advantage Gold Certified.

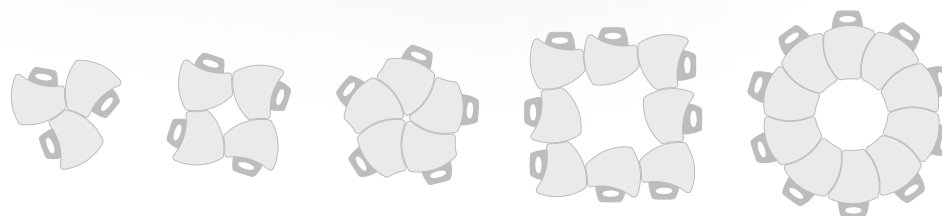
### Standard Includes

- 1-1/4" top with 24-gauge porcelain steel whiteboard surface material
- Molded polypropylene edge banding in black, raised slightly for a fully encapsulated top to deter rust
- Powder-coated steel Hierarchy legs with chrome inserts and floor safe swivel glides
- Height adjustable from 18" to 29"H with standard desk height leg inserts

### Options

- Legs available in black or platinum
- **Please note:** black leg option carries a longer lead time and MOQ for youth height and standing height versions
- Youth height leg option for 12" to 18"H adjustment
- Standing height leg option for 27" to 42"H adjustment
- Casters (locking and non-locking) available
- Enclosed book box available
- Wire book box available
- Sliding tote tray available
- Pack hook available (holds up to 50 lbs)
- Ganging device available
- Clamp Mount Outlet & USB Charger available

Part No.	Description	Dimensions	Ship Wt.	Base MSRP
<b>A. Hierarchy Shapes Desk + Porcelain Steel Top</b>				
70522	Hierarchy Shapes Desk + Porcelain Steel Top - Black Legs	18" - 29"H x 29.9"W x 28.4"D	42 lbs	\$490.66
70523	Hierarchy Shapes Desk + Porcelain Steel Top - Platinum Legs	18" - 29"H x 29.9"W x 28.4"D	42 lbs	\$490.66
70522K	Hierarchy Shapes Desk + Porcelain Steel Top - Black Legs (Youth Height)	12" - 18"H x 29.9"W x 28.4"D	42 lbs	\$490.66
70523K	Hierarchy Shapes Desk + Porcelain Steel Top - Platinum Legs (Youth Height)	12" - 18"H x 29.9"W x 28.4"D	42 lbs	\$490.66
70522S	Hierarchy Shapes Desk + Porcelain Steel Top - Black Legs (Standing Height)	27" - 42"H x 34.9"W x 32.5"D	42 lbs	\$631.46
70523S	Hierarchy Shapes Desk + Porcelain Steel Top - Platinum Legs (Standing Height)	27" - 42"H x 34.9"W x 32.5"D	42 lbs	\$631.46



## Hierarchy Snap Desk

The Hierarchy Snap Desk is an ideal configurable classroom system with full right- and left-hand accessibility. Specifically designed for supporting a variety of learning modes to promote interaction in your classroom.

SCS Indoor Advantage Gold Certified.

**Please note:** Custom orders and whiteboard top option are subject to an upcharge and laminate availability. Please contact your sales representative for current availability and lead time information.

### Standard Includes

- 1-1/4" scratch-resistant HPL tops with T-mold edge banding
- Powder-coated steel Hierarchy legs with chrome inserts and floor safe swivel glides
- Height adjustable from 18" to 29"H with standard desk height leg inserts

### Options

- Customizable HPL (see p. 7-8 for swatches)
- Customizable edge band (see p. 7-8 for swatches)
- Legs available in black or platinum
- **Please note:** black leg option carries a longer lead time and MOQ for youth height and standing height versions
- Youth height leg option for 12" to 18"H adjustment
- Standing height leg option for 27" to 42"H adjustment
- Casters (locking and non-locking) available
- Enclosed book box available
- Wire book box available
- Sliding tote tray available
- Pack hook available (holds up to 50 lbs)
- Ganging device available
- Clamp Mount Outlet & USB Charger available

Part No.	Description	Dimensions	Ship Wt.	Base MSRP
<b>A. Hierarchy Snap Desk (Octagonal Trapezoid)</b>				
10333X-XXXX	Hierarchy Snap Desk (Octagonal Trapezoid) - Black Legs	18" - 29"H × 30"W × 18"D	39 lbs	\$478.03
10433X-XXXX	Hierarchy Snap Desk (Octagonal Trapezoid) - Platinum Legs	18" - 29"H × 30"W × 18"D	39 lbs	\$478.03
10533X-XXXX	Hierarchy Snap Desk (Octagonal Trapezoid) - Black Legs (Youth Height)	12" - 18"H × 30"W × 18"D	39 lbs	\$478.03
10633X-XXXX	Hierarchy Snap Desk (Octagonal Trapezoid) - Platinum Legs (Youth Height)	12" - 18"H × 30"W × 18"D	39 lbs	\$478.03
10733X-XXXX	Hierarchy Snap Desk (Octagonal Trapezoid) - Black Legs (Standing Height)	27" - 42"H × 30"W × 18"D	39 lbs	\$618.83
10833X-XXXX	Hierarchy Snap Desk (Octagonal Trapezoid) - Platinum Legs (Standing Height)	27" - 42"H × 30"W × 18"D	39 lbs	\$618.83
<b>B. Hierarchy Snap Desk (Hexagonal Trapezoid)</b>				
10334X-XXXX	Hierarchy Snap Desk (Hexagonal Trapezoid) - Black Legs	18" - 29"H × 30"W × 18"D	38 lbs	\$455.27
10434X-XXXX	Hierarchy Snap Desk (Hexagonal Trapezoid) - Platinum Legs	18" - 29"H × 30"W × 18"D	38 lbs	\$455.27
10534X-XXXX	Hierarchy Snap Desk (Hexagonal Trapezoid) - Black Legs (Youth Height)	12" - 18"H × 30"W × 18"D	38 lbs	\$455.27
10634X-XXXX	Hierarchy Snap Desk (Hexagonal Trapezoid) - Platinum Legs (Youth Height)	12" - 18"H × 30"W × 18"D	38 lbs	\$455.27
10734X-XXXX	Hierarchy Snap Desk (Hexagonal Trapezoid) - Black Legs (Standing Height)	27" - 42"H × 30"W × 18"D	38 lbs	\$596.07
10834X-XXXX	Hierarchy Snap Desk (Hexagonal Trapezoid) - Platinum Legs (Standing Height)	27" - 42"H × 30"W × 18"D	38 lbs	\$596.07



## Hierarchy Tile Desk

The Hierarchy Tile Desk is your building block for dynamic, collaborative learning. Uniquely designed to create assemblages to meet the needs of any learning or working environment.

SCS Indoor Advantage Gold Certified.

**Please note:** Custom orders and whiteboard top option are subject to an upcharge and laminate availability. Please contact your sales representative for current availability and lead time information.

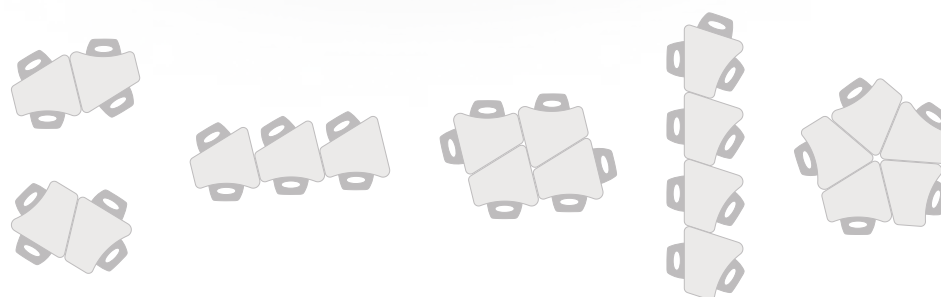
### Standard Includes

- 1-1/4" scratch-resistant HPL tops with T-mold edge banding
- Powder-coated steel Hierarchy legs with chrome inserts and floor safe swivel glides
- Height adjustable from 18" to 29"H with standard desk height leg inserts
- Table top measures 32.7"W × 28.5"D

### Options

- Customizable HPL (see p. 7-8 for swatches)
- Customizable edge band (see p. 7-8 for swatches)
- Legs available in black or platinum
- **Please note:** black leg option carries a longer lead time and MOQ for youth height and standing height versions
- Youth height leg option for 12" to 18"H adjustment
- Standing height leg option for 27" to 42"H adjustment
- Casters (locking and non-locking) available
- Enclosed book box available
- Wire book box available
- Sliding tote tray available
- Pack hook available (holds up to 50 lbs)
- Ganging device available
- Clamp Mount Outlet & USB Charger available

Part No.	Description	Dimensions	Ship Wt.	Base MSRP
<b>A. Hierarchy Tile Desk</b>				
1733JX-XXXX	Hierarchy Tile Desk – Black Legs	18" – 29"H × 32.7"W × 28.5"D	60 lbs	\$344.10
1743JX-XXXX	Hierarchy Tile Desk – Platinum Legs	18" – 29"H × 32.7"W × 28.5"D	60 lbs	\$344.10
1753JX-XXXX	Hierarchy Tile Desk – Black Legs (Youth Height)	12" – 18"H × 32.7"W × 28.5"D	60 lbs	\$344.10
1763JX-XXXX	Hierarchy Tile Desk – Platinum Legs (Youth Height)	12" – 18"H × 32.7"W × 28.5"D	60 lbs	\$344.10



## Height Adjustable Flipper Desk

Specially designed to easily accommodate a range of ages and sizes, the Height Adjustable Flipper Desk is one of the most flexible desk systems on the market.

Desks adjust to allow easy viewing with stadium style seating. Desks can be used with chairs, stools, or while standing, allowing students to choose the most comfortable position, promoting active learning and improved focus.

Tops flip back with a simple one handed lever mechanism to allow for easy transport and nesting for compact storage.

Tops are available in three fun and functional shapes: fender by MooreCo, beluga, and rectangle. Desks can be used individually or joined together for group pods, easy to set up for collaborative activities.

**Please note:** Custom orders and whiteboard top option are subject to an upcharge and laminate availability. Please contact your sales representative for current availability and lead time.

SCS Indoor Advantage Gold Certified.

### Standard Includes

- 1" thick HPL top with T-mold edge band
- Top flips back with one handed lever mechanism
- Black powder-coated steel base
- Height adjustable from 28.5" to 45"
- Base includes four 2" casters (two locking) and stabilizing stretcher bar

### Options

- Multiple sizes and shapes available
- Customizable HPL (see p. 7-8 for swatches)
- Customizable edge band (see p. 7-8 for swatches)

Part No.	Description	Dimensions	Ship Wt.	Base MSRP
<b>A. Height Adjustable Flipper Desk</b>				
91186-A-XXXX-XX	Height Adjustable Flipper Desk (Fender by MooreCo)	28.5" – 45"H × 40"W × 25"D	65 lbs	\$644.27
91186-B-XXXX-XX	Height Adjustable Flipper Desk (Beluga)	28.5" – 45"H × 34"W × 24"D	65 lbs	\$619.57
91186-C-XXXX-XX	Height Adjustable Flipper Desk (Rectangle)	28.5" – 45"H × 32"W × 24"D	65 lbs	\$607.45





## Hierarchy Grow & Roll Desk

With a sleek design, Hierarchy Grow & Roll Desks easily height adjust with the touch of the finger to accommodate users of all sizes and ages.

Available in fun and functional new table top designs. Choose from bean, beluga, fender by MooreCo, and rectangle. All versions are height adjustable with one handle adjustment, making it easy on the student to adjust the height to their own comfort level.

Optional modesty panels available to add style and privacy. Perforated platinum powder coated steel finish coordinates with virtually any environment.

**Please note:** Custom orders and whiteboard top option are subject to an upcharge and laminate availability. Please contact your sales representative for current availability and lead time.

SCS Indoor Advantage Gold Certified.

### Standard Includes

- HPL top with T-mold edge band
- Platinum powder-coated steel base
- One column pneumatic base
- Height adjustable from 26.5" to 42.3"
- Base includes four casters (two locking)

### Options

- Multiple sizes and shapes available
- Customizable HPL (see p. 7-8 for swatches)
- Customizable edge band (see p. 7-8 for swatches)
- Modesty panel available



Part No.	Description	Dimensions	Ship Wt.	Base MSRP
<b>A. Hierarchy Grow &amp; Roll Desk</b>				
59040-A-XXXX-XX	Hierarchy Grow & Roll Desk (Fender by MooreCo)	26.5" – 42.3"H × 36"W × 24"D	54 lbs	\$857.20
59040-B-XXXX-XX	Hierarchy Grow & Roll Desk (Beluga)	26.5" – 42.3"H × 35"W × 24"D	54 lbs	\$857.20
59040-C-XXXX-XX	Hierarchy Grow & Roll Desk (Rectangle)	26.5" – 42.3"H × 36"W × 24"D	54 lbs	\$857.20
59040-D-XXXX-XX	Hierarchy Grow & Roll Desk (Bean)	26.5" – 42.3"H × 36"W × 24"D	54 lbs	\$857.20
<b>B. Modesty Panel</b>				
66284	Hierarchy Grow & Roll Desk Modesty Panel	12"H × 29"W × 1.4"D	5 lbs	\$103.95



Shown with optional modesty panel

## Up-Rite Student Desk

The Up-Rite Student Height Adjustable Sit/Stand Desk is the energetic addition to complement any classroom. With full sit to stand adjustment, you can adjust for virtually any height, activity and position at the flip of a lever.

Standing desks contribute to more productivity, better posture, less energy dips and variety of other benefits. You will also have a space saving design and superior maneuverability in the classroom.

**Please note:** Custom orders and whiteboard top option are subject to an upcharge and laminate availability. Please contact your sales representative for current availability and lead time.

SCS Indoor Advantage Gold Certified.

### Standard Includes

- 1-1/8" HPL top with T-mold edge band
- Powder-coated steel base
- Height adjustable from 26" to 43"
- Base includes two glides and two casters for easy tilting and repositioning
- Fully adjustable foot rest

### Options

- Top available in multiple shapes
- Customizable HPL (see p. 7-8 for swatches)
- Customizable edge band (see p. 7-8 for swatches)
- Clamp Mount Outlet & USB Charger available

Part No.	Description	Dimensions	Ship Wt.	Base MSRP
<b>A. Up-Rite Student Desk</b>				
90533-XXXX-XX	Up-Rite Student Desk (Platinum) – Curve	26" – 43"H × 26.6"W × 20"D	44 lbs	\$701.79
90533-F-XXXX-XX	Up-Rite Student Desk (Platinum) – Fender by MooreCo	26" – 43"H × 33"W × 23"D	54 lbs	\$701.79
90533-R-XXXX-XX	Up-Rite Student Desk (Platinum) – Rectangle	26" – 43"H × 28"W × 24"D	51 lbs	\$701.79



## Economy Shapes Desk

Economy Shapes Desk brings simplicity and functionality to fit any classroom or study setting.

Desks offer quick and easy assembly, numerous group configurations, and height adjustability.

Group tables together in a multitude of ways to fit your classroom needs. Provides flexibility and workspace comfort for left or right hand seating.

SCS Indoor Advantage Gold Certified.

### Standard Includes

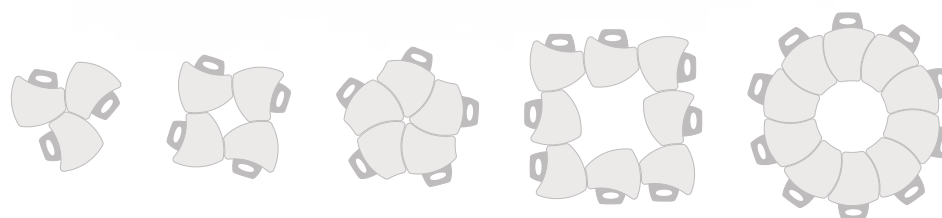
- Laminate top with black edge band
- Black powder-coated steel legs with chrome insert and swivel glides
- Height adjustable from 21" to 30" with standard inserts

### Options

- Fusion Maple or Gray Nebula top
- Youth height leg inserts for 15" to 24" height adjustment
- Optional wire book box
- Optional sliding tote tray

Part No.	Description	Dimensions	Ship Wt.	Base MSRP
<b>A. Economy Shapes Desk</b>				
90580	Economy Shapes Desk (Fusion Maple)	21" – 30" × 28.8"W × 27.8"D	25 lbs	\$298.38
90581	Economy Shapes Desk (Gray Nebula)	21" – 30" × 28.8"W × 27.8"D	25 lbs	\$298.38

**DISCONTINUED: Activity leg tables available while supplies last!**



## Essentials Economy Rectangle Desk

Essentials Economy Rectangle Desk brings simplicity and functionality to fit any classroom or study setting.

Desks offer quick and easy assembly, numerous group configurations, and height adjustability.

Group tables together in a multitude of ways to fit your classroom needs. Provides flexibility and workspace comfort for left or right hand seating.

SCS Indoor Advantage Gold Certified.

### Standard Includes

- Laminate top with black edge band
- Black powder-coated steel legs with chrome insert and swivel glides
- Height adjustable from 21" to 30" with standard inserts

### Options

- Fusion Maple or Gray Nebula top
- Youth height leg inserts for 15" to 24" height adjustment
- Optional wire book box
- Optional sliding tote tray

Part No.	Description	Dimensions	Ship Wt.	Base MSRP
<b>A. Essentials Economy Rectangle Desk</b>				
91672	Essentials Economy Rectangle Desk (Fusion Maple)	21" - 30"H × 26"W × 20"D	22 lbs	\$291.29
91673	Essentials Economy Rectangle Desk (Gray Nebula)	21" - 30"H × 26"W × 20"D	22 lbs	\$291.29

**DISCONTINUED: Activity leg tables available while supplies last!**



## Hierarchy Activity Table - Rectangle

The Hierarchy Activity Table is an ideal configurable classroom system with full right- and left-hand accessibility. Specifically designed for supporting a variety of learning modes to promote interaction in your classroom.

SCS Indoor Advantage Gold Certified.

**Please note:** Custom orders and whiteboard top option are subject to an upcharge and laminate availability. Please contact your sales representative for current availability and lead time information.

### Standard Includes

- 1-1/4" scratch-resistant HPL tops with T-mold edge banding
- Powder-coated steel Hierarchy legs with chrome inserts and floor safe swivel glides
- Height adjustable from 18" to 29"H with standard desk height leg inserts

### Options

- Multiple shapes and sizes available
- Customizable HPL (see p. 7-8 for swatches)
- Customizable edge band (see p. 7-8 for swatches)
- Legs available in black or platinum
- **Please note: black leg option carries a longer lead time and MOQ for youth height and standing height versions**
- Youth height leg option for 12" to 18"H adjustment
- Standing height leg option for 27" to 42"H adjustment
- Casters (locking and non-locking) available
- Enclosed book box available
- Wire book box available
- Sliding tote tray available
- Pack hook available (holds up to 50 lbs)
- Ganging device available
- Clamp Mount Outlet & USB Charger available



Part No.	Description	Dimensions	Ship Wt.	Base MSRP
<b>A. Hierarchy Activity Table 3624 (Rectangle)</b>				
66681-A-XXXX-XX	Hierarchy Activity Table 3624 (Rectangle) – Black Legs	18" – 29"H × 36"W × 24"D	49 lbs	\$369.87
66682-A-XXXX-XX	Hierarchy Activity Table 3624 (Rectangle) – Platinum Legs	18" – 29"H × 36"W × 24"D	49 lbs	\$369.87
66681K-A-XXXX-XX	Hierarchy Activity Table 3624 (Rectangle) – Black Legs (Youth Height)	12" – 18"H × 36"W × 24"D	49 lbs	\$369.87
66682K-A-XXXX-XX	Hierarchy Activity Table 3624 (Rectangle) – Platinum Legs (Youth Height)	12" – 18"H × 36"W × 24"D	49 lbs	\$369.87
66681S-A-XXXX-XX	Hierarchy Activity Table 3624 (Rectangle) – Black Legs (Standing Height)	27" – 42"H × 36"W × 24"D	49 lbs	\$510.67
66682S-A-XXXX-XX	Hierarchy Activity Table 3624 (Rectangle) – Platinum Legs (Standing Ht)	27" – 42"H × 36"W × 24"D	49 lbs	\$510.67
<b>B. Hierarchy Activity Table 4824 (Rectangle)</b>				
66681-B-XXXX-XX	Hierarchy Activity Table 4824 (Rectangle) – Black Legs	18" – 29"H × 48"W × 24"D	60 lbs	\$395.51
66682-B-XXXX-XX	Hierarchy Activity Table 4824 (Rectangle) – Platinum Legs	18" – 29"H × 48"W × 24"D	60 lbs	\$395.51
66681K-B-XXXX-XX	Hierarchy Activity Table 4824 (Rectangle) – Black Legs (Youth Height)	12" – 18"H × 48"W × 24"D	60 lbs	\$395.51
66682K-B-XXXX-XX	Hierarchy Activity Table 4824 (Rectangle) – Platinum Legs (Youth Height)	12" – 18"H × 48"W × 24"D	60 lbs	\$395.51
66681S-B-XXXX-XX	Hierarchy Activity Table 4824 (Rectangle) – Black Legs (Standing Height)	27" – 42"H × 48"W × 24"D	60 lbs	\$536.31
66682S-B-XXXX-XX	Hierarchy Activity Table 4824 (Rectangle) – Platinum Legs (Standing Ht)	27" – 42"H × 48"W × 24"D	60 lbs	\$536.31
<b>C. Hierarchy Activity Table 6024 (Rectangle)</b>				
66681-C-XXXX-XX	Hierarchy Activity Table 6024 (Rectangle) – Black Legs	18" – 29"H × 60"W × 24"D	71 lbs	\$485.87
66682-C-XXXX-XX	Hierarchy Activity Table 6024 (Rectangle) – Platinum Legs	18" – 29"H × 60"W × 24"D	71 lbs	\$485.87
66681K-C-XXXX-XX	Hierarchy Activity Table 6024 (Rectangle) – Black Legs (Youth Height)	12" – 18"H × 60"W × 24"D	71 lbs	\$485.87
66682K-C-XXXX-XX	Hierarchy Activity Table 6024 (Rectangle) – Platinum Legs (Youth Height)	12" – 18"H × 60"W × 24"D	71 lbs	\$485.87
66681S-C-XXXX-XX	Hierarchy Activity Table 6024 (Rectangle) – Black Legs (Standing Height)	27" – 42"H × 60"W × 24"D	71 lbs	\$626.67
66682S-C-XXXX-XX	Hierarchy Activity Table 6024 (Rectangle) – Platinum Legs (Standing Ht)	27" – 42"H × 60"W × 24"D	71 lbs	\$626.67
<b>D. Hierarchy Activity Table 4830 (Rectangle)</b>				
66681-D-XXXX-XX	Hierarchy Activity Table 4830 (Rectangle) – Black Legs	18" – 29"H × 48"W × 30"D	67 lbs	\$572.29
66682-D-XXXX-XX	Hierarchy Activity Table 4830 (Rectangle) – Platinum Legs	18" – 29"H × 48"W × 30"D	67 lbs	\$572.29
66681K-D-XXXX-XX	Hierarchy Activity Table 4830 (Rectangle) – Black Legs (Youth Height)	12" – 18"H × 48"W × 30"D	67 lbs	\$572.29
66682K-D-XXXX-XX	Hierarchy Activity Table 4830 (Rectangle) – Platinum Legs (Youth Height)	12" – 18"H × 48"W × 30"D	67 lbs	\$572.29
66681S-D-XXXX-XX	Hierarchy Activity Table 4830 (Rectangle) – Black Legs (Standing Height)	27" – 42"H × 48"W × 30"D	67 lbs	\$713.09
66682S-D-XXXX-XX	Hierarchy Activity Table 4830 (Rectangle) – Platinum Legs (Standing Ht)	27" – 42"H × 48"W × 30"D	67 lbs	\$713.09
<b>E. Hierarchy Activity Table 6030 (Rectangle)</b>				
66681-E-XXXX-XX	Hierarchy Activity Table 6030 (Rectangle) – Black Legs	18" – 29"H × 60"W × 30"D	84 lbs	\$581.48
66682-E-XXXX-XX	Hierarchy Activity Table 6030 (Rectangle) – Platinum Legs	18" – 29"H × 60"W × 30"D	84 lbs	\$581.48
66681K-E-XXXX-XX	Hierarchy Activity Table 6030 (Rectangle) – Black Legs (Youth Height)	12" – 18"H × 60"W × 30"D	84 lbs	\$581.48
66682K-E-XXXX-XX	Hierarchy Activity Table 6030 (Rectangle) – Platinum Legs (Youth Height)	12" – 18"H × 60"W × 30"D	84 lbs	\$581.48
66681S-E-XXXX-XX	Hierarchy Activity Table 6030 (Rectangle) – Black Legs (Standing Height)	27" – 42"H × 60"W × 30"D	84 lbs	\$722.28
66682S-E-XXXX-XX	Hierarchy Activity Table 6030 (Rectangle) – Platinum Legs (Standing Ht)	27" – 42"H × 60"W × 30"D	84 lbs	\$722.28
<b>F. Hierarchy Activity Table 7230 (Rectangle)</b>				
66681-F-XXXX-XX	Hierarchy Activity Table 7230 (Rectangle) – Black Legs	18" – 29"H × 72"W × 30"D	87 lbs	\$588.84
66682-F-XXXX-XX	Hierarchy Activity Table 7230 (Rectangle) – Platinum Legs	18" – 29"H × 72"W × 30"D	87 lbs	\$588.84
66681K-F-XXXX-XX	Hierarchy Activity Table 7230 (Rectangle) – Black Legs (Youth Height)	12" – 18"H × 72"W × 30"D	87 lbs	\$588.84
66682K-F-XXXX-XX	Hierarchy Activity Table 7230 (Rectangle) – Platinum Legs (Youth Height)	12" – 18"H × 72"W × 30"D	87 lbs	\$588.84
66681S-F-XXXX-XX	Hierarchy Activity Table 7230 (Rectangle) – Black Legs (Standing Height)	27" – 42"H × 72"W × 30"D	87 lbs	\$729.64
66682S-F-XXXX-XX	Hierarchy Activity Table 7230 (Rectangle) – Platinum Legs (Standing Ht)	27" – 42"H × 72"W × 30"D	87 lbs	\$729.64

## Hierarchy Activity Table - Rectangle (continued)

The Hierarchy Activity Table is an ideal configurable classroom system with full right- and left-hand accessibility. Specifically designed for supporting a variety of learning modes to promote interaction in your classroom.

SCS Indoor Advantage Gold Certified.

**Please note:** Custom orders and whiteboard top option are subject to an upcharge and laminate availability. Please contact your sales representative for current availability and lead time information.

### Standard Includes

- 1-1/4" scratch-resistant HPL tops with T-mold edge banding
- Powder-coated steel Hierarchy legs with chrome inserts and floor safe swivel glides
- Height adjustable from 18" to 29"H with standard desk height leg inserts

### Options

- Multiple shapes and sizes available
- Customizable HPL (see p. 7-8 for swatches)
- Customizable edge band (see p. 7-8 for swatches)
- Legs available in black or platinum
- **Please note:** black leg option carries a longer lead time and MOQ for youth height and standing height versions
- Youth height leg option for 12" to 18"H adjustment
- Standing height leg option for 27" to 42"H adjustment
- Casters (locking and non-locking) available
- Enclosed book box available
- Wire book box available
- Sliding tote tray available
- Pack hook available (holds up to 50 lbs)
- Ganging device available
- Clamp Mount Outlet & USB Charger available

Part No.	Description	Dimensions	Ship Wt.	Base MSRP
<b>G. Hierarchy Activity Table 3624 (Rectangle)</b>				
66681-G-XXXX-XX	Hierarchy Activity Table 6036 (Rectangle) – Black Legs	18" – 29"H × 60"W × 36"D	97 lbs	\$693.63
66682-G-XXXX-XX	Hierarchy Activity Table 6036 (Rectangle) – Platinum Legs	18" – 29"H × 60"W × 36"D	97 lbs	\$693.63
66681K-G-XXXX-XX	Hierarchy Activity Table 6036 (Rectangle) – Black Legs (Youth Height)	12" – 18"H × 60"W × 36"D	97 lbs	\$693.63
66682K-G-XXXX-XX	Hierarchy Activity Table 6036 (Rectangle) – Platinum Legs (Youth Height)	12" – 18"H × 60"W × 36"D	97 lbs	\$693.63
66681S-G-XXXX-XX	Hierarchy Activity Table 6036 (Rectangle) – Black Legs (Standing Height)	27" – 42"H × 60"W × 36"D	97 lbs	\$834.43
66682S-G-XXXX-XX	Hierarchy Activity Table 6036 (Rectangle) – Platinum Legs (Standing Ht)	27" – 42"H × 60"W × 36"D	97 lbs	\$834.43
<b>H. Hierarchy Activity Table 4824 (Rectangle)</b>				
66681-H-XXXX-XX	Hierarchy Activity Table 7236 (Rectangle) – Black Legs	18" – 29"H × 72"W × 36"D	114 lbs	\$710.09
66682-H-XXXX-XX	Hierarchy Activity Table 7236 (Rectangle) – Platinum Legs	18" – 29"H × 72"W × 36"D	114 lbs	\$710.09
66681K-H-XXXX-XX	Hierarchy Activity Table 7236 (Rectangle) – Black Legs (Youth Height)	12" – 18"H × 72"W × 36"D	114 lbs	\$710.09
66682K-H-XXXX-XX	Hierarchy Activity Table 7236 (Rectangle) – Platinum Legs (Youth Height)	12" – 18"H × 72"W × 36"D	114 lbs	\$710.09
66681S-H-XXXX-XX	Hierarchy Activity Table 7236 (Rectangle) – Black Legs (Standing Height)	27" – 42"H × 72"W × 36"D	114 lbs	\$850.89
66682S-H-XXXX-XX	Hierarchy Activity Table 7236 (Rectangle) – Platinum Legs (Standing Ht)	27" – 42"H × 72"W × 36"D	114 lbs	\$850.89
<b>I. Hierarchy Activity Table 6024 (Rectangle)</b>				
66681-J-XXXX-XX	Hierarchy Activity Table 6048 (Rectangle) – Black Legs	18" – 29"H × 60"W × 48"D	127 lbs	\$720.59
66682-J-XXXX-XX	Hierarchy Activity Table 6048 (Rectangle) – Platinum Legs	18" – 29"H × 60"W × 48"D	127 lbs	\$720.59
66681K-J-XXXX-XX	Hierarchy Activity Table 6048 (Rectangle) – Black Legs (Youth Height)	12" – 18"H × 60"W × 48"D	127 lbs	\$720.59
66682K-J-XXXX-XX	Hierarchy Activity Table 6048 (Rectangle) – Platinum Legs (Youth Height)	12" – 18"H × 60"W × 48"D	127 lbs	\$720.59
66681S-J-XXXX-XX	Hierarchy Activity Table 6048 (Rectangle) – Black Legs (Standing Height)	27" – 42"H × 60"W × 48"D	127 lbs	\$861.39
66682S-J-XXXX-XX	Hierarchy Activity Table 6048 (Rectangle) – Platinum Legs (Standing Ht)	27" – 42"H × 60"W × 48"D	127 lbs	\$861.39



## Hierarchy Activity Table - Square

The Hierarchy Activity Table is an ideal configurable classroom system with full right- and left-hand accessibility. Specifically designed for supporting a variety of learning modes to promote interaction in your classroom.

SCS Indoor Advantage Gold Certified.

**Please note:** Custom orders and whiteboard top option are subject to an upcharge and laminate availability. Please contact your sales representative for current availability and lead time information.

### Standard Includes

- 1-1/4" scratch-resistant HPL tops with T-mold edge banding
- Powder-coated steel Hierarchy legs with chrome inserts and floor safe swivel glides
- Height adjustable from 18" to 29"H with standard desk height leg inserts

### Options

- Multiple shapes and sizes available
- Customizable HPL (see p. 7-8 for swatches)
- Customizable edge band (see p. 7-8 for swatches)
- Legs available in black or platinum
- **Please note:** black leg option carries a longer lead time and MOQ for youth height and standing height versions
- Youth height leg option for 12" to 18"H adjustment
- Standing height leg option for 27" to 42"H adjustment
- Casters (locking and non-locking) available
- Enclosed book box available
- Wire book box available
- Sliding tote tray available
- Pack hook available (holds up to 50 lbs)
- Ganging device available
- Clamp Mount Outlet & USB Charger available

Part No.	Description	Dimensions	Ship Wt.	Base MSRP
<b>A. Hierarchy Activity Table 36 (Square)</b>				
66681-K-XXXX-XX	Hierarchy Activity Table 36 (Square) - Black Legs	18" - 29"H × 36"W × 36"D	65 lbs	\$461.79
66682-K-XXXX-XX	Hierarchy Activity Table 36 (Square) - Platinum Legs	18" - 29"H × 36"W × 36"D	65 lbs	\$461.79
66681K-K-XXXX-XX	Hierarchy Activity Table 36 (Square) - Black Legs (Youth Height)	12" - 18"H × 36"W × 36"D	65 lbs	\$461.79
66682K-K-XXXX-XX	Hierarchy Activity Table 36 (Square) - Platinum Legs (Youth Height)	12" - 18"H × 36"W × 36"D	65 lbs	\$461.79
66681S-K-XXXX-XX	Hierarchy Activity Table 36 (Square) - Black Legs (Standing Height)	27" - 42"H × 36"W × 36"D	65 lbs	\$602.59
66682S-K-XXXX-XX	Hierarchy Activity Table 36 (Square) - Platinum Legs (Standing Height)	27" - 42"H × 36"W × 36"D	65 lbs	\$602.59
<b>B. Hierarchy Activity Table 42 (Square)</b>				
66681-AH-XXXX-XX	Hierarchy Activity Table 42 (Square) - Black Legs	18" - 29"H × 42"W × 42"D	89 lbs	\$502.77
66682-AH-XXXX-XX	Hierarchy Activity Table 42 (Square) - Platinum Legs	18" - 29"H × 42"W × 42"D	89 lbs	\$502.77
66681K-AH-XXXX-XX	Hierarchy Activity Table 42 (Square) - Black Legs (Youth Height)	12" - 18"H × 42"W × 42"D	89 lbs	\$502.77
66682K-AH-XXXX-XX	Hierarchy Activity Table 42 (Square) - Platinum Legs (Youth Height)	12" - 18"H × 42"W × 42"D	89 lbs	\$502.77
66681S-AH-XXXX-XX	Hierarchy Activity Table 42 (Square) - Black Legs (Standing Height)	27" - 42"H × 42"W × 42"D	89 lbs	\$643.57
66682S-AH-XXXX-XX	Hierarchy Activity Table 42 (Square) - Platinum Legs (Standing Height)	27" - 42"H × 42"W × 42"D	89 lbs	\$643.57
<b>C. Hierarchy Activity Table 48 (Square)</b>				
66681-L-XXXX-XX	Hierarchy Activity Table 48 (Square) - Black Legs	18" - 29"H × 48"W × 48"D	103 lbs	\$601.26
66682-L-XXXX-XX	Hierarchy Activity Table 48 (Square) - Platinum Legs	18" - 29"H × 48"W × 48"D	103 lbs	\$601.26
66681K-L-XXXX-XX	Hierarchy Activity Table 48 (Square) - Black Legs (Youth Height)	12" - 18"H × 48"W × 48"D	103 lbs	\$601.26
66682K-L-XXXX-XX	Hierarchy Activity Table 48 (Square) - Platinum Legs (Youth Height)	12" - 18"H × 48"W × 48"D	103 lbs	\$601.26
66681S-L-XXXX-XX	Hierarchy Activity Table 48 (Square) - Black Legs (Standing Height)	27" - 42"H × 48"W × 48"D	103 lbs	\$742.06
66682S-L-XXXX-XX	Hierarchy Activity Table 48 (Square) - Platinum Legs (Standing Height)	27" - 42"H × 48"W × 48"D	103 lbs	\$742.06
<b>D. Hierarchy Activity Table 60 (Square)</b>				
66681-M-XXXX-XX	Hierarchy Activity Table 60 (Square) - Black Legs	18" - 29"H × 60"W × 60"D	164 lbs	\$861.30
66682-M-XXXX-XX	Hierarchy Activity Table 60 (Square) - Platinum Legs	18" - 29"H × 60"W × 60"D	164 lbs	\$861.30
66681K-M-XXXX-XX	Hierarchy Activity Table 60 (Square) - Black Legs (Youth Height)	12" - 18"H × 60"W × 60"D	164 lbs	\$861.30
66682K-M-XXXX-XX	Hierarchy Activity Table 60 (Square) - Platinum Legs (Youth Height)	12" - 18"H × 60"W × 60"D	164 lbs	\$861.30
66681S-M-XXXX-XX	Hierarchy Activity Table 60 (Square) - Black Legs (Standing Height)	27" - 42"H × 60"W × 60"D	164 lbs	\$1,002.10
66682S-M-XXXX-XX	Hierarchy Activity Table 60 (Square) - Platinum Legs (Standing Height)	27" - 42"H × 60"W × 60"D	164 lbs	\$1,002.10



## Hierarchy Activity Table - Half Round

The Hierarchy Activity Table is an ideal configurable classroom system with full right- and left-hand accessibility. Specifically designed for supporting a variety of learning modes to promote interaction in your classroom.

SCS Indoor Advantage Gold Certified.

**Please note:** Custom orders and whiteboard top option are subject to an upcharge and laminate availability. Please contact your sales representative for current availability and lead time information.

### Standard Includes

- 1-1/4" scratch-resistant HPL tops with T-mold edge banding
- Powder-coated steel Hierarchy legs with chrome inserts and floor safe swivel glides
- Height adjustable from 18" to 29"H with standard desk height leg inserts

### Options

- Multiple shapes and sizes available
- Customizable HPL (see p. 7-8 for swatches)
- Customizable edge band (see p. 7-8 for swatches)
- Legs available in black or platinum
- **Please note:** black leg option carries a longer lead time and MOQ for youth height and standing height versions
- Youth height leg option for 12" to 18"H adjustment
- Standing height leg option for 27" to 42"H adjustment
- Casters (locking and non-locking) available
- Enclosed book box available
- Wire book box available
- Sliding tote tray available
- Pack hook available (holds up to 50 lbs)
- Ganging device available
- Clamp Mount Outlet & USB Charger available

Part No.	Description	Dimensions	Ship Wt.	Base MSRP
<b>A. Hierarchy Activity Table 4824 (Half Round)</b>				
66681-AF-XXXX-XX	4824 (Half Round) – Black Legs	18" – 29"H × 48"W × 24"D	52 lbs	\$399.35
66682-AF-XXXX-XX	4824 (Half Round) – Platinum Legs	18" – 29"H × 48"W × 24"D	52 lbs	\$399.35
66681K-AF-XXXX-XX	4824 (Half Round) – Black Legs (Youth Height)	12" – 18"H × 48"W × 24"D	52 lbs	\$399.35
66682K-AF-XXXX-XX	4824 (Half Round) – Platinum Legs (Youth Height)	12" – 18"H × 48"W × 24"D	52 lbs	\$399.35
66681S-AF-XXXX-XX	4824 (Half Round) – Black Legs (Standing Height)	27" – 42"H × 48"W × 24"D	52 lbs	\$540.15
66682S-AF-XXXX-XX	4824 (Half Round) – Platinum Legs (Standing Height)	27" – 42"H × 48"W × 24"D	52 lbs	\$540.15



## Hierarchy Activity Table - Round

The Hierarchy Activity Table is an ideal configurable classroom system with full right- and left-hand accessibility. Specifically designed for supporting a variety of learning modes to promote interaction in your classroom.

SCS Indoor Advantage Gold Certified.

**Please note:** Custom orders and whiteboard top option are subject to an upcharge and laminate availability. Please contact your sales representative for current availability and lead time information.

### Standard Includes

- 1-1/4" scratch-resistant HPL tops with T-mold edge banding
- Powder-coated steel Hierarchy legs with chrome inserts and floor safe swivel glides
- Height adjustable from 18" to 29"H with standard desk height leg inserts

### Options

- Multiple shapes and sizes available
- Customizable HPL (see p. 7-8 for swatches)
- Customizable edge band (see p. 7-8 for swatches)
- Legs available in black or platinum
- **Please note: black leg option carries a longer lead time and MOQ for youth height and standing height versions**
- Youth height leg option for 12" to 18"H adjustment
- Standing height leg option for 27" to 42"H adjustment
- Casters (locking and non-locking) available
- Enclosed book box available
- Wire book box available
- Sliding tote tray available
- Pack hook available (holds up to 50 lbs)
- Ganging device available
- Clamp Mount Outlet & USB Charger available

Part No.	Description	Dimensions	Ship Wt.	Base MSRP
<b>A. Hierarchy Activity Table 36 (Round)</b>				
66681-N-XXXX-XX	Hierarchy Activity Table 36 (Round) – Black Legs	18" – 29"H × 36"W × 36"D	54 lbs	\$452.60
66682-N-XXXX-XX	Hierarchy Activity Table 36 (Round) – Platinum Legs	18" – 29"H × 36"W × 36"D	54 lbs	\$452.60
66681K-N-XXXX-XX	Hierarchy Activity Table 36 (Round) – Black Legs (Youth Height)	12" – 18"H × 36"W × 36"D	54 lbs	\$452.60
66682K-N-XXXX-XX	Hierarchy Activity Table 36 (Round) – Platinum Legs (Youth Height)	12" – 18"H × 36"W × 36"D	54 lbs	\$452.60
66681S-N-XXXX-XX	Hierarchy Activity Table 36 (Round) – Black Legs (Standing Height)	27" – 42"H × 36"W × 36"D	54 lbs	\$593.40
66682S-N-XXXX-XX	Hierarchy Activity Table 36 (Round) – Platinum Legs (Standing Height)	27" – 42"H × 36"W × 36"D	54 lbs	\$593.40
<b>B. Hierarchy Activity Table 42 (Round)</b>				
66681-P-XXXX-XX	Hierarchy Activity Table 42 (Round) – Black Legs	18" – 29"H × 42"W × 42"D	68 lbs	\$526.34
66682-P-XXXX-XX	Hierarchy Activity Table 42 (Round) – Platinum Legs	18" – 29"H × 42"W × 42"D	68 lbs	\$526.34
66681K-P-XXXX-XX	Hierarchy Activity Table 42 (Round) – Black Legs (Youth Height)	12" – 18"H × 42"W × 42"D	68 lbs	\$526.34
66682K-P-XXXX-XX	Hierarchy Activity Table 42 (Round) – Platinum Legs (Youth Height)	12" – 18"H × 42"W × 42"D	68 lbs	\$526.34
66681S-P-XXXX-XX	Hierarchy Activity Table 42 (Round) – Black Legs (Standing Height)	27" – 42"H × 42"W × 42"D	68 lbs	\$667.14
66682S-P-XXXX-XX	Hierarchy Activity Table 42 (Round) – Platinum Legs (Standing Height)	27" – 42"H × 42"W × 42"D	68 lbs	\$667.14
<b>C. Hierarchy Activity Table 48 (Round)</b>				
66681-Q-XXXX-XX	Hierarchy Activity Table 48 (Round) – Black Legs	18" – 29"H × 48"W × 48"D	86 lbs	\$588.39
66682-Q-XXXX-XX	Hierarchy Activity Table 48 (Round) – Platinum Legs	18" – 29"H × 48"W × 48"D	86 lbs	\$588.39
66681K-Q-XXXX-XX	Hierarchy Activity Table 48 (Round) – Black Legs (Youth Height)	12" – 18"H × 48"W × 48"D	86 lbs	\$588.39
66682K-Q-XXXX-XX	Hierarchy Activity Table 48 (Round) – Platinum Legs (Youth Height)	12" – 18"H × 48"W × 48"D	86 lbs	\$588.39
66681S-Q-XXXX-XX	Hierarchy Activity Table 48 (Round) – Black Legs (Standing Height)	27" – 42"H × 48"W × 48"D	86 lbs	\$729.19
66682S-Q-XXXX-XX	Hierarchy Activity Table 48 (Round) – Platinum Legs (Standing Height)	27" – 42"H × 48"W × 48"D	86 lbs	\$729.19
<b>D. Hierarchy Activity Table 60 (Round)</b>				
66681-AB-XXXX-XX	Hierarchy Activity Table 60 (Round) – Black Legs	18" – 29"H × 60"W × 60"D	86 lbs	\$732.42
66682-AB-XXXX-XX	Hierarchy Activity Table 60 (Round) – Platinum Legs	18" – 29"H × 60"W × 60"D	86 lbs	\$732.42
66681K-AB-XXXX-XX	Hierarchy Activity Table 60 (Round) – Black Legs (Youth Height)	12" – 18"H × 60"W × 60"D	86 lbs	\$732.42
66682K-AB-XXXX-XX	Hierarchy Activity Table 60 (Round) – Platinum Legs (Youth Height)	12" – 18"H × 60"W × 60"D	86 lbs	\$732.42
66681S-AB-XXXX-XX	Hierarchy Activity Table 60 (Round) – Black Legs (Standing Height)	27" – 42"H × 60"W × 60"D	86 lbs	\$873.22
66682S-AB-XXXX-XX	Hierarchy Activity Table 60 (Round) – Platinum Legs (Standing Height)	27" – 42"H × 60"W × 60"D	86 lbs	\$873.22



## Hierarchy Activity Table - Trapezoid

The Hierarchy Activity Table is an ideal configurable classroom system with full right- and left-hand accessibility. Specifically designed for supporting a variety of learning modes to promote interaction in your classroom.

SCS Indoor Advantage Gold Certified.

**Please note:** Custom orders and whiteboard top option are subject to an upcharge and laminate availability. Please contact your sales representative for current availability and lead time information.

### Standard Includes

- 1-1/4" scratch-resistant HPL tops with T-mold edge banding
- Powder-coated steel Hierarchy legs with chrome inserts and floor safe swivel glides
- Height adjustable from 18" to 29"H with standard desk height leg inserts

### Options

- Multiple shapes and sizes available
- Customizable HPL (see p. 7-8 for swatches)
- Customizable edge band (see p. 7-8 for swatches)
- Legs available in black or platinum
- **Please note:** black leg option carries a longer lead time and MOQ for youth height and standing height versions
- Youth height leg option for 12" to 18"H adjustment
- Standing height leg option for 27" to 42"H adjustment
- Casters (locking and non-locking) available
- Enclosed book box available
- Wire book box available
- Sliding tote tray available
- Pack hook available (holds up to 50 lbs)
- Ganging device available
- Clamp Mount Outlet & USB Charger available

Part No.	Description	Dimensions	Ship Wt.	Base MSRP
<b>A. Hierarchy Activity Table 4824 (Trapezoid)</b>				
66681-R-XXXX-XX	Hierarchy Activity Table 4824 (Trapezoid) – Black Legs	18" – 29"H × 48"W × 24"D	50 lbs	\$393.43
66682-R-XXXX-XX	Hierarchy Activity Table 4824 (Trapezoid) – Platinum Legs	18" – 29"H × 48"W × 24"D	50 lbs	\$393.43
66681K-R-XXXX-XX	Hierarchy Activity Table 4824 (Trapezoid) – Black Legs (Youth Height)	12" – 18"H × 48"W × 24"D	50 lbs	\$393.43
66682K-R-XXXX-XX	Hierarchy Activity Table 4824 (Trapezoid) – Platinum Legs (Youth Height)	12" – 18"H × 48"W × 24"D	50 lbs	\$393.43
66681S-R-XXXX-XX	Hierarchy Activity Table 4824 (Trapezoid) – Black Legs (Standing Height)	27" – 42"H × 48"W × 24"D	50 lbs	\$534.23
66682S-R-XXXX-XX	Hierarchy Activity Table 4824 (Trapezoid) – Platinum Legs (Standing Ht)	27" – 42"H × 48"W × 24"D	50 lbs	\$534.23
<b>B. Hierarchy Activity Table 6030 (Trapezoid)</b>				
66681-S-XXXX-XX	Hierarchy Activity Table 6030 (Trapezoid) – Black Legs	18" – 29"H × 60"W × 30"D	68 lbs	\$574.12
66682-S-XXXX-XX	Hierarchy Activity Table 6030 (Trapezoid) – Platinum Legs	18" – 29"H × 60"W × 30"D	68 lbs	\$574.12
66681K-S-XXXX-XX	Hierarchy Activity Table 6030 (Trapezoid) – Black Legs (Youth Height)	12" – 18"H × 60"W × 30"D	68 lbs	\$574.12
66682K-S-XXXX-XX	Hierarchy Activity Table 6030 (Trapezoid) – Platinum Legs (Youth Height)	12" – 18"H × 60"W × 30"D	68 lbs	\$574.12
66681S-S-XXXX-XX	Hierarchy Activity Table 6030 (Trapezoid) – Black Legs (Standing Height)	27" – 42"H × 60"W × 30"D	68 lbs	\$714.92
66682S-S-XXXX-XX	Hierarchy Activity Table 6030 (Trapezoid) – Platinum Legs (Standing Ht)	27" – 42"H × 60"W × 30"D	68 lbs	\$714.92



## Hierarchy Activity Table - Clover

The Hierarchy Activity Table is an ideal configurable classroom system with full right- and left-hand accessibility. Specifically designed for supporting a variety of learning modes to promote interaction in your classroom.

SCS Indoor Advantage Gold Certified.

**Please note:** Custom orders and whiteboard top option are subject to an upcharge and laminate availability. Please contact your sales representative for current availability and lead time information.

### Standard Includes

- 1-1/4" scratch-resistant HPL tops with T-mold edge banding
- Powder-coated steel Hierarchy legs with chrome inserts and floor safe swivel glides
- Height adjustable from 18" to 29"H with standard desk height leg inserts

### Options

- Multiple shapes and sizes available
- Customizable HPL (see p. 7-8 for swatches)
- Customizable edge band (see p. 7-8 for swatches)
- Legs available in black or platinum
- **Please note:** black leg option carries a longer lead time and MOQ for youth height and standing height versions
- Youth height leg option for 12" to 18"H adjustment
- Standing height leg option for 27" to 42"H adjustment
- Casters (locking and non-locking) available
- Enclosed book box available
- Wire book box available
- Sliding tote tray available
- Pack hook available (holds up to 50 lbs)
- Ganging device available
- Clamp Mount Outlet & USB Charger available

Part No.	Description	Dimensions	Ship Wt.	Base MSRP
<b>A. Hierarchy Activity Table 48 (Clover)</b>				
66681-T-XXXX-XX	Hierarchy Activity Table 48 (Clover) - Black Legs	18" - 29"H × 48"W × 48"D	91 lbs	\$588.39
66682-T-XXXX-XX	Hierarchy Activity Table 48 (Clover) - Platinum Legs	18" - 29"H × 48"W × 48"D	91 lbs	\$588.39
66681K-T-XXXX-XX	Hierarchy Activity Table 48 (Clover) - Black Legs (Youth Height)	12" - 18"H × 48"W × 48"D	91 lbs	\$588.39
66682K-T-XXXX-XX	Hierarchy Activity Table 48 (Clover) - Platinum Legs (Youth Height)	12" - 18"H × 48"W × 48"D	91 lbs	\$588.39
66681S-T-XXXX-XX	Hierarchy Activity Table 48 (Clover) - Black Legs (Standing Height)	27" - 42"H × 48"W × 48"D	91 lbs	\$729.19
66682S-T-XXXX-XX	Hierarchy Activity Table 48 (Clover) - Platinum Legs (Standing Height)	27" - 42"H × 48"W × 48"D	91 lbs	\$729.19
<b>B. Hierarchy Activity Table 60 (Clover)</b>				
66681-U-XXXX-XX	Hierarchy Activity Table 60 (Clover) - Black Legs	18" - 29"H × 60"W × 60"D	127 lbs	\$846.58
66682-U-XXXX-XX	Hierarchy Activity Table 60 (Clover) - Platinum Legs	18" - 29"H × 60"W × 60"D	127 lbs	\$846.58
66681K-U-XXXX-XX	Hierarchy Activity Table 60 (Clover) - Black Legs (Youth Height)	12" - 18"H × 60"W × 60"D	127 lbs	\$846.58
66682K-U-XXXX-XX	Hierarchy Activity Table 60 (Clover) - Platinum Legs (Youth Height)	12" - 18"H × 60"W × 60"D	127 lbs	\$846.58
66681S-U-XXXX-XX	Hierarchy Activity Table 60 (Clover) - Black Legs (Standing Height)	27" - 42"H × 60"W × 60"D	127 lbs	\$987.38
66682S-U-XXXX-XX	Hierarchy Activity Table 60 (Clover) - Platinum Legs (Standing Height)	27" - 42"H × 60"W × 60"D	127 lbs	\$987.38



## Hierarchy Activity Table - Flower

The Hierarchy Activity Table is an ideal configurable classroom system with full right- and left-hand accessibility. Specifically designed for supporting a variety of learning modes to promote interaction in your classroom.

SCS Indoor Advantage Gold Certified.

**Please note:** Custom orders and whiteboard top option are subject to an upcharge and laminate availability. Please contact your sales representative for current availability and lead time information.

### Standard Includes

- 1-1/4" scratch-resistant HPL tops with T-mold edge banding
- Powder-coated steel Hierarchy legs with chrome inserts and floor safe swivel glides
- Height adjustable from 18" to 29"H with standard desk height leg inserts

### Options

- Multiple shapes and sizes available
- Customizable HPL (see p. 7-8 for swatches)
- Customizable edge band (see p. 7-8 for swatches)
- Legs available in black or platinum
- **Please note:** black leg option carries a longer lead time and MOQ for youth height and standing height versions
- Youth height leg option for 12" to 18"H adjustment
- Standing height leg option for 27" to 42"H adjustment
- Casters (locking and non-locking) available
- Enclosed book box available
- Wire book box available
- Sliding tote tray available
- Pack hook available (holds up to 50 lbs)
- Ganging device available
- Clamp Mount Outlet & USB Charger available

Part No.	Description	Dimensions	Ship Wt.	Base MSRP
<b>A. Hierarchy Activity Table 60 (Flower)</b>				
66681-AA-XXXX-XX	Hierarchy Activity Table 60 (Flower) – Black Legs	18" – 29"H × 60"W × 60"D	114 lbs	\$846.58
66682-AA-XXXX-XX	Hierarchy Activity Table 60 (Flower) – Platinum Legs	18" – 29"H × 60"W × 60"D	114 lbs	\$846.58
66681K-AA-XXXX-XX	Hierarchy Activity Table 60 (Flower) – Black Legs (Youth Height)	12" – 18"H × 60"W × 60"D	114 lbs	\$846.58
66682K-AA-XXXX-XX	Hierarchy Activity Table 60 (Flower) – Platinum Legs (Youth Height)	12" – 18"H × 60"W × 60"D	114 lbs	\$846.58
66681S-AA-XXXX-XX	Hierarchy Activity Table 60 (Flower) – Black Legs (Standing Height)	27" – 42"H × 60"W × 60"D	114 lbs	\$987.38
66682S-AA-XXXX-XX	Hierarchy Activity Table 60 (Flower) – Platinum Legs (Standing Ht)	27" – 42"H × 60"W × 60"D	114 lbs	\$987.38

## Hierarchy Activity Table - Kidney

The Hierarchy Activity Table is an ideal configurable classroom system with full right- and left-hand accessibility. Specifically designed for supporting a variety of learning modes to promote interaction in your classroom.

SCS Indoor Advantage Gold Certified.

**Please note:** Custom orders and whiteboard top option are subject to an upcharge and laminate availability. Please contact your sales representative for current availability and lead time information.

### Standard Includes

- 1-1/4" scratch-resistant HPL tops with T-mold edge banding
- Powder-coated steel Hierarchy legs with chrome inserts and floor safe swivel glides
- Height adjustable from 18" to 29"H with standard desk height leg inserts

### Options

- Multiple shapes and sizes available
- Customizable HPL (see p. 7-8 for swatches)
- Customizable edge band (see p. 7-8 for swatches)
- Legs available in black or platinum
- **Please note:** black leg option carries a longer lead time and MOQ for youth height and standing height versions
- Youth height leg option for 12" to 18"H adjustment
- Standing height leg option for 27" to 42"H adjustment
- Casters (locking and non-locking) available
- Enclosed book box available
- Wire book box available
- Sliding tote tray available
- Pack hook available (holds up to 50 lbs)
- Ganging device available
- Clamp Mount Outlet & USB Charger available

Part No.	Description	Dimensions	Ship Wt.	Base MSRP
<b>A. Hierarchy Activity Table 7248 (Kidney)</b>				
66681-V-XXXX-XX	Hierarchy Activity Table 7248 (Kidney) – Black Legs	18" – 29"H × 72"W × 48"D	119 lbs	\$748.70
66682-V-XXXX-XX	Hierarchy Activity Table 7248 (Kidney) – Platinum Legs	18" – 29"H × 72"W × 48"D	119 lbs	\$748.70
66681K-V-XXXX-XX	Hierarchy Activity Table 7248 (Kidney) – Black Legs (Youth Height)	12" – 18"H × 72"W × 48"D	119 lbs	\$748.70
66682K-V-XXXX-XX	Hierarchy Activity Table 7248 (Kidney) – Platinum Legs (Youth Height)	12" – 18"H × 72"W × 48"D	119 lbs	\$748.70
66681S-V-XXXX-XX	Hierarchy Activity Table 7248 (Kidney) – Black Legs (Standing Height)	27" – 42"H × 72"W × 48"D	119 lbs	\$889.50
66682S-V-XXXX-XX	Hierarchy Activity Table 7248 (Kidney) – Platinum Legs (Standing Height)	27" – 42"H × 72"W × 48"D	119 lbs	\$889.50



## Hierarchy Activity Table - Rainbow

The Hierarchy Activity Table is an ideal configurable classroom system with full right- and left-hand accessibility. Specifically designed for supporting a variety of learning modes to promote interaction in your classroom.

SCS Indoor Advantage Gold Certified.

**Please note:** Custom orders and whiteboard top option are subject to an upcharge and laminate availability. Please contact your sales representative for current availability and lead time information.

### Standard Includes

- 1-1/4" scratch-resistant HPL tops with T-mold edge banding
- Powder-coated steel Hierarchy legs with chrome inserts and floor safe swivel glides
- Height adjustable from 18" to 29"H with standard desk height leg inserts

### Options

- Multiple shapes and sizes available
- Customizable HPL (see p. 7-8 for swatches)
- Customizable edge band (see p. 7-8 for swatches)
- Legs available in black or platinum
- **Please note:** black leg option carries a longer lead time and MOQ for youth height and standing height versions
- Youth height leg option for 12" to 18"H adjustment
- Standing height leg option for 27" to 42"H adjustment
- Casters (locking and non-locking) available
- Enclosed book box available
- Wire book box available
- Sliding tote tray available
- Pack hook available (holds up to 50 lbs)
- Ganging device available
- Clamp Mount Outlet & USB Charger available

Part No.	Description	Dimensions	Ship Wt.	Base MSRP
<b>A. Hierarchy Activity Table Rainbow</b>				
66681-AD-XXXX-XX	Hierarchy Activity Table (Rainbow) – Black Legs	18" – 29"H × 72"W × 36"D	94 lbs	\$678.56
66682-AD-XXXX-XX	Hierarchy Activity Table (Rainbow) – Platinum Legs	18" – 29"H × 72"W × 36"D	94 lbs	\$678.56
66681K-AD-XXXX-XX	Hierarchy Activity Table (Rainbow) – Black Legs (Youth Height)	12" – 18"H × 72"W × 36"D	94 lbs	\$678.56
66682K-AD-XXXX-XX	Hierarchy Activity Table (Rainbow) – Platinum Legs (Youth Ht)	12" – 18"H × 72"W × 36"D	94 lbs	\$678.56
66681S-AD-XXXX-XX	Hierarchy Activity Table (Rainbow) – Black Legs (Standing Ht)	27" – 42"H × 72"W × 36"D	94 lbs	\$819.36
66682S-AD-XXXX-XX	Hierarchy Activity Table (Rainbow) – Platinum Legs (Standing Ht)	27" – 42"H × 72"W × 36"D	94 lbs	\$819.36

## Hierarchy Activity Table - Horseshoe

The Hierarchy Activity Table is an ideal configurable classroom system with full right- and left-hand accessibility. Specifically designed for supporting a variety of learning modes to promote interaction in your classroom.

SCS Indoor Advantage Gold Certified.

**Please note:** Custom orders and whiteboard top option are subject to an upcharge and laminate availability. Please contact your sales representative for current availability and lead time information.

### Standard Includes

- 1-1/4" scratch-resistant HPL tops with T-mold edge banding
- Powder-coated steel Hierarchy legs with chrome inserts and floor safe swivel glides
- Height adjustable from 18" to 29"H with standard desk height leg inserts

### Options

- Multiple shapes and sizes available
- Customizable HPL (see p. 7-8 for swatches)
- Customizable edge band (see p. 7-8 for swatches)
- Legs available in black or platinum
- **Please note:** black leg option carries a longer lead time and MOQ for youth height and standing height versions
- Youth height leg option for 12" to 18"H adjustment
- Standing height leg option for 27" to 42"H adjustment
- Casters (locking and non-locking) available
- Enclosed book box available
- Wire book box available
- Sliding tote tray available
- Pack hook available (holds up to 50 lbs)
- Ganging device available
- Clamp Mount Outlet & USB Charger available

Part No.	Description	Dimensions	Ship Wt.	Base MSRP
<b>A. Hierarchy Activity Table 6660 (Horseshoe)</b>				
66681-W-XXXX-XX	Hierarchy Activity Table 6660 (Horseshoe) – Black Legs	18" – 29"H × 66"W × 60"D	130 lbs	\$891.52
66682-W-XXXX-XX	Hierarchy Activity Table 6660 (Horseshoe) – Platinum Legs	18" – 29"H × 66"W × 60"D	130 lbs	\$891.52
66681K-W-XXXX-XX	Hierarchy Activity Table 6660 (Horseshoe) – Black Legs (Youth Height)	12" – 18"H × 66"W × 60"D	130 lbs	\$891.52
66682K-W-XXXX-XX	Hierarchy Activity Table 6660 (Horseshoe) – Platinum Legs (Youth Height)	12" – 18"H × 66"W × 60"D	130 lbs	\$891.52
66681S-W-XXXX-XX	Hierarchy Activity Table 6660 (Horseshoe) – Black Legs (Standing Height)	27" – 42"H × 66"W × 60"D	130 lbs	\$1,032.32
66682S-W-XXXX-XX	Hierarchy Activity Table 6660 (Horseshoe) – Platinum Legs (Standing Ht)	27" – 42"H × 66"W × 60"D	130 lbs	\$1,032.32



## Hierarchy Activity Table + Porcelain Steel Top

Hierarchy Activity Table brings simplicity and functionality in a customizable package made to fit any classroom or study setting. Available with a porcelain steel whiteboard top, designed to provide space for doodling, jotting down notes and ideas, and brainstorming. Surface accepts magnets for even more versatility.

Porcelain reduces ambient reflection and glare over standard markerboard, providing a more comfortable to use writing surface. Porcelain also has superior erasability, and comes with a lifetime guarantee.

Tests show porcelain is 2.5 times harder and twice as scratch-resistant as laminate, reducing dents, dings, and other damage. Surface is also 5.5 times more wear-resistant.

Erasability is 2.5 times better on a porcelain surface versus laminate dry erase surface when both surfaces are new, and holds up to use, showing 5 times better erasability over time.

Porcelain top is also resistant to delamination, keeping dry erasability intact for the life of the desk.

SCS Indoor Advantage Gold Certified.

### Standard Includes

- 1-1/4" top with 24-gauge porcelain steel whiteboard surface material
- Molded polypropylene edge banding in black, raised slightly for a fully encapsulated top to deter rust
- Powder-coated steel Hierarchy legs with chrome inserts and floor safe swivel glides
- Height adjustable from 18" to 29"H with standard desk height leg inserts

### Options

- Legs available in black or platinum
- **Please note:** black leg option carries a longer lead time and MOQ for youth height and standing height versions
- Youth height leg option for 12" to 18"H adjustment
- Standing height leg option for 27" to 42"H adjustment
- Casters (locking and non-locking) available
- Enclosed book box available
- Wire book box available
- Sliding tote tray available
- Pack hook available (holds up to 50 lbs)
- Ganging device available
- Clamp Mount Outlet & USB Charger available

Part No.	Description	Dimensions	Ship Wt.	Base MSRP
<b>A. Hierarchy Activity Table + Porcelain Steel Top</b>				
70524	Hierarchy Activity Table + Porcelain Top – Black Legs	18" – 29"H × 60"W × 30"D	84 lbs	\$933.24
70525	Hierarchy Activity Table + Porcelain Top – Platinum Legs	18" – 29"H × 60"W × 30"D	84 lbs	\$933.24
70524K	Hierarchy Activity Table + Porcelain Top – Black Legs (Youth Height)	12" – 18"H × 60"W × 30"D	84 lbs	\$933.24
70525K	Hierarchy Activity Table + Porcelain Top – Platinum Legs (Youth Height)	12" – 18"H × 60"W × 30"D	84 lbs	\$933.24
70524S	Hierarchy Activity Table + Porcelain Top – Black Legs (Standing Height)	27" – 42"H × 60"W × 30"D	84 lbs	\$1,074.04
70525S	Hierarchy Activity Table + Porcelain Top – Platinum Legs (Standing Height)	27" – 42"H × 60"W × 30"D	84 lbs	\$1,074.04





## Hierarchy Bite Table

Nourish minds and support bodies with the Hierarchy Bite Table. This simple shape provides ample space for individual projects and neatly joins for dynamic group work.

SCS Indoor Advantage Gold Certified.

**Please note:** Custom orders and whiteboard top option are subject to an upcharge and laminate availability. Please contact your sales representative for current availability and lead time information.

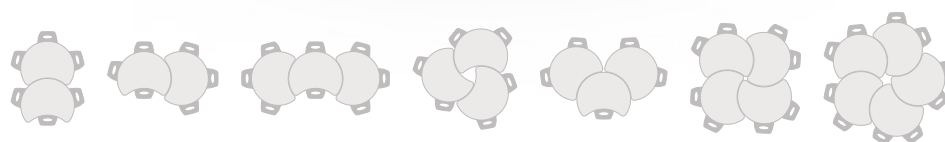
### Standard Includes

- 1-1/4" scratch-resistant HPL tops with T-mold edge banding
- Powder-coated steel Hierarchy legs with chrome inserts and floor safe swivel glides
- Height adjustable from 18" to 29"H with standard desk height leg inserts
- Table top measures 46.5"W × 37.8"D

### Options

- Customizable HPL (see p. 7–8 for swatches)
- Customizable edge band (see p. 7–8 for swatches)
- Legs available in black or platinum
- **Please note:** black leg option carries a longer lead time and MOQ for youth height and standing height versions
- Youth height leg option for 12" to 18"H adjustment
- Casters (locking and non-locking) available
- Enclosed book box available
- Wire book box available
- Sliding tote tray available
- Pack hook available (holds up to 50 lbs)
- Ganging device available
- Clamp Mount Outlet & USB Charger available

Part No.	Description	Dimensions	Ship Wt.	Base MSRP
<b>A. Hierarchy Bite Table</b>				
1733CX-XXXX	Hierarchy Bite Table – Black Legs	18" – 29"H × 46.5"W × 37.8"D	83 lbs	\$462.57
1743CX-XXXX	Hierarchy Bite Table – Platinum Legs	18" – 29"H × 46.5"W × 37.8"D	83 lbs	\$462.57
1753CX-XXXX	Hierarchy Bite Table – Black Legs (Youth Height)	12" – 18"H × 46.5"W × 37.8"D	83 lbs	\$462.57
1763CX-XXXX	Hierarchy Bite Table – Platinum Legs (Youth Height)	12" – 18"H × 46.5"W × 37.8"D	83 lbs	\$462.57



## Hierarchy Cheshire Table

Feed curiosity with this clever Hierarchy Cheshire Table shape. With ample space for creative wanderings, this table will inspire, enliven, and engage.

SCS Indoor Advantage Gold Certified.

**Please note:** Custom orders and whiteboard top option are subject to an upcharge and laminate availability. Please contact your sales representative for current availability and lead time information.

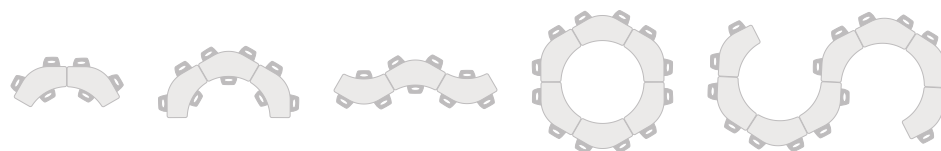
### Standard Includes

- 1-1/4" scratch-resistant HPL tops with T-mold edge banding
- Powder-coated steel Hierarchy legs with chrome inserts and floor safe swivel glides
- Height adjustable from 18" to 29"H with standard desk height leg inserts
- 6030 table top measures 60"W × 30"D
- 7236 table top measures 72"W × 36"D

### Options

- Customizable HPL (see p. 7-8 for swatches)
- Customizable edge band (see p. 7-8 for swatches)
- Legs available in black or platinum
- **Please note:** black leg option carries a longer lead time and MOQ for youth height and standing height versions
- Youth height leg option for 12" to 18"H adjustment
- Casters (locking and non-locking) available
- Enclosed book box available
- Wire book box available
- Sliding tote tray available
- Pack hook available (holds up to 50 lbs)
- Ganging device available
- Clamp Mount Outlet & USB Charger available

Part No.	Description	Dimensions	Ship Wt.	Base MSRP
<b>A. Hierarchy Cheshire Table (Standard)</b>				
1733DX-XXXX	Hierarchy Cheshire Table (Standard) – Black Legs	18" – 29"H × 60"W × 30"D	84 lbs	\$618.56
1743DX-XXXX	Hierarchy Cheshire Table (Standard) – Platinum Legs	18" – 29"H × 60"W × 30"D	84 lbs	\$618.56
1753DX-XXXX	Hierarchy Cheshire Table (Standard) – Black Legs (Youth Height)	12" – 18"H × 60"W × 30"D	84 lbs	\$618.56
1763DX-XXXX	Hierarchy Cheshire Table (Standard) – Platinum Legs (Youth Height)	12" – 18"H × 60"W × 30"D	84 lbs	\$618.56
<b>B. Hierarchy Cheshire Table (Large)</b>				
1733MX-XXXX	Hierarchy Cheshire Table (Large) – Black Legs	18" – 29"H × 72"W × 36"D	114 lbs	\$761.90
1743MX-XXXX	Hierarchy Cheshire Table (Large) – Platinum Legs	18" – 29"H × 72"W × 36"D	114 lbs	\$761.90
1753MX-XXXX	Hierarchy Cheshire Table (Large) – Black Legs (Youth Height)	12" – 18"H × 72"W × 36"D	114 lbs	\$761.90
1763MX-XXXX	Hierarchy Cheshire Table (Large) – Platinum Legs (Youth Height)	12" – 18"H × 72"W × 36"D	114 lbs	\$761.90



## Hierarchy Chevron Table

The Hierarchy Chevron Table is an ideal configurable classroom system with full right- and left-hand accessibility. Specifically designed for supporting a variety of learning modes to promote interaction in your classroom.

SCS Indoor Advantage Gold Certified.

**Please note:** Custom orders and whiteboard top option are subject to an upcharge and laminate availability. Please contact your sales representative for current availability and lead time information.


### Standard Includes

- 1-1/4" scratch-resistant HPL tops with T-mold edge banding
- Powder-coated steel Hierarchy legs with chrome inserts and floor safe swivel glides
- Height adjustable from 18" to 29"H with standard desk height leg inserts
- Table top measures 37.4"W × 30.3"D

### Options

- Customizable HPL (see p. 7–8 for swatches)
- Customizable edge band (see p. 7–8 for swatches)
- Legs available in black or platinum
- **Please note:** black leg option carries a longer lead time and MOQ for youth height and standing height versions
- Youth height leg option for 12" to 18"H adjustment
- Standing height leg option for 27" to 42"H adjustment
- Casters (locking and non-locking) available
- Enclosed book box available
- Wire book box available
- Sliding tote tray available
- Pack hook available (holds up to 50 lbs)
- Ganging device available
- Clamp Mount Outlet & USB Charger available

Part No.	Description	Dimensions	Ship Wt.	Base MSRP
<b>A. Hierarchy Chevron Table</b>				
1533FX-XXXX	Hierarchy Chevron Table – Black Legs	18" – 29"H × 37.4"W × 30.3"D	45 lbs	\$579.72
1543FX-XXXX	Hierarchy Chevron Table – Platinum Legs	18" – 29"H × 37.4"W × 30.3"D	45 lbs	\$579.72
1553FX-XXXX	Hierarchy Chevron Table – Black Legs (Youth Height)	12" – 18"H × 37.4"W × 30.3"D	45 lbs	\$579.72
1563FX-XXXX	Hierarchy Chevron Table – Platinum Legs (Youth Height)	12" – 18"H × 37.4"W × 30.3"D	45 lbs	\$579.72
1573FX-XXXX	Hierarchy Chevron Table – Black Legs (Standing Height)	27" – 42"H × 37.4"W × 30.3"D	45 lbs	\$720.52
1583FX-XXXX	Hierarchy Chevron Table – Platinum Legs (Standing Height)	27" – 42"H × 37.4"W × 30.3"D	45 lbs	\$720.52



## Hierarchy Cloud 9 Table

The Hierarchy Cloud 9 Table is an ideal configurable classroom system with full right- and left-hand accessibility. Specifically designed for supporting a variety of learning modes to promote interaction in your classroom.

SCS Indoor Advantage Gold Certified.

**Please note:** Custom orders and whiteboard top option are subject to an upcharge and laminate availability. Please contact your sales representative for current availability and lead time information.


### Standard Includes

- 1-1/4" scratch-resistant HPL tops with T-mold edge banding
- Powder-coated steel Hierarchy legs with chrome inserts and floor safe swivel glides
- Height adjustable from 18" to 29"H with standard desk height leg inserts
- Medium table top measures 47.9"W × 33.9"D
- Large table top measures 55.5"W × 39.3"D

### Options

- Customizable HPL (see p. 7–8 for swatches)
- Customizable edge band (see p. 7–8 for swatches)
- Legs available in black or platinum
- **Please note:** black leg option carries a longer lead time and MOQ for youth height and standing height versions
- Youth height leg option for 12" to 18"H adjustment
- Standing height leg option for 27" to 42"H adjustment
- Casters (locking and non-locking) available
- Enclosed book box available
- Wire book box available
- Sliding tote tray available
- Pack hook available (holds up to 50 lbs)
- Ganging device available
- Clamp Mount Outlet & USB Charger available

Part No.	Description	Dimensions	Ship Wt.	Base MSRP
<b>A. Hierarchy Cloud 9 Table (Medium)</b>				
1333BX-XXXX	Hierarchy Cloud 9 Table (Medium) – Black Legs	18" – 29"H × 47.9"W × 33.9"D	57 lbs	\$623.04
1343BX-XXXX	Hierarchy Cloud 9 Table (Medium) – Platinum Legs	18" – 29"H × 47.9"W × 33.9"D	57 lbs	\$623.04
1353BX-XXXX	Hierarchy Cloud 9 Table (Medium) – Black Legs (Youth Height)	12" – 18"H × 47.9"W × 33.9"D	57 lbs	\$623.04
1363BX-XXXX	Hierarchy Cloud 9 Table (Medium) – Platinum Legs (Youth Height)	12" – 18"H × 47.9"W × 33.9"D	57 lbs	\$623.04
1373BX-XXXX	Hierarchy Cloud 9 Table (Medium) – Black Legs (Standing Height)	27" – 42"H × 47.9"W × 33.9"D	57 lbs	\$763.84
1383BX-XXXX	Hierarchy Cloud 9 Table (Medium) – Platinum Legs (Standing Height)	27" – 42"H × 47.9"W × 33.9"D	57 lbs	\$763.84
<b>B. Hierarchy Cloud 9 Table (Large)</b>				
1333AX-XXXX	Hierarchy Cloud 9 Table (Large) – Black Legs	18" – 29"H × 55.5"W × 39.3"D	72 lbs	\$694.40
1343AX-XXXX	Hierarchy Cloud 9 Table (Large) – Platinum Legs	18" – 29"H × 55.5"W × 39.3"D	72 lbs	\$694.40
1353AX-XXXX	Hierarchy Cloud 9 Table (Large) – Black Legs (Youth Height)	12" – 18"H × 55.5"W × 39.3"D	72 lbs	\$694.40
1363AX-XXXX	Hierarchy Cloud 9 Table (Large) – Platinum Legs (Youth Height)	12" – 18"H × 55.5"W × 39.3"D	72 lbs	\$694.40
1373AX-XXXX	Hierarchy Cloud 9 Table (Large) – Black Legs (Standing Height)	27" – 42"H × 55.5"W × 39.3"D	72 lbs	\$840.20
1383AX-XXXX	Hierarchy Cloud 9 Table (Large) – Platinum Legs (Standing Height)	27" – 42"H × 55.5"W × 39.3"D	72 lbs	\$840.20



## Hierarchy CogNitiv Table

The Hierarchy CogNitiv Table is an ideal configurable classroom system with full right- and left-hand accessibility. Specifically designed for supporting a variety of learning modes to promote interaction in your classroom.

SCS Indoor Advantage Gold Certified.

**Please note:** Custom orders and whiteboard top option are subject to an upcharge and laminate availability. Please contact your sales representative for current availability and lead time information.

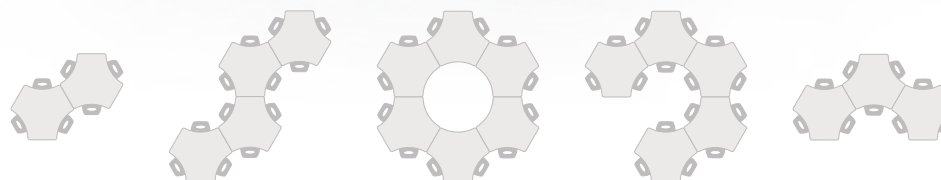
### Standard Includes

- 1-1/4" scratch-resistant HPL tops with T-mold edge banding
- Powder-coated steel Hierarchy legs with chrome inserts and floor safe swivel glides
- Height adjustable from 18" to 29"H with standard desk height leg inserts

### Options

- Customizable HPL (see p. 7-8 for swatches)
- Customizable edge band (see p. 7-8 for swatches)
- Legs available in black or platinum
- **Please note:** black leg option carries a longer lead time and MOQ for youth height and standing height versions
- Youth height leg option for 12" to 18"H adjustment
- Standing height leg option for 27" to 42"H adjustment
- Optional center grommet
- Casters (locking and non-locking) available
- Enclosed book box available
- Wire book box available
- Sliding tote tray available
- Pack hook available (holds up to 50 lbs)
- Ganging device available
- Clamp Mount Outlet & USB Charger available

Part No.	Description	Dimensions	Ship Wt.	Base MSRP
<b>A. Hierarchy CogNitiv Table - Desk Height Legs</b>				
66681-AJ-XXXX-XX	Hierarchy CogNitiv Table - Black Legs	18" - 29"H × 64.6"W × 56.5"D	130 lbs	\$869.72
66682-AJ-XXXX-XX	Hierarchy CogNitiv Table - Platinum Legs	18" - 29"H × 64.6"W × 56.5"D	130 lbs	\$869.72
66681-AK-XXXX-XX	Hierarchy CogNitiv Table (Grommet) - Black Legs	18" - 29"H × 64.6"W × 56.5"D	130 lbs	\$886.72
66682-AK-XXXX-XX	Hierarchy CogNitiv Table (Grommet) - Platinum Legs	18" - 29"H × 64.6"W × 56.5"D	130 lbs	\$886.72
<b>A. Hierarchy CogNitiv Table - Youth Height Legs</b>				
66681K-AJ-XXXX-XX	Hierarchy CogNitiv Table - Black Legs (Youth Height)	12" - 18"H × 64.6"W × 56.5"D	130 lbs	\$869.72
66682K-AJ-XXXX-XX	Hierarchy CogNitiv Table - Platinum Legs (Youth Height)	12" - 18"H × 64.6"W × 56.5"D	130 lbs	\$869.72
66681K-AK-XXXX-XX	Hierarchy CogNitiv Table (Grommet) - Black Legs (Youth Height)	12" - 18"H × 64.6"W × 56.5"D	130 lbs	\$886.72
66682K-AK-XXXX-XX	Hierarchy CogNitiv Table (Grommet) - Platinum Legs (Youth Height)	12" - 18"H × 64.6"W × 56.5"D	130 lbs	\$886.72
<b>A. Hierarchy CogNitiv Table - Standing Height Legs</b>				
66681S-AJ-XXXX-XX	Hierarchy CogNitiv Table - Black Legs (Standing Height)	27" - 42"H × 64.6"W × 56.5"D	130 lbs	\$1,010.52
66682S-AJ-XXXX-XX	Hierarchy CogNitiv Table - Platinum Legs (Standing Height)	27" - 42"H × 64.6"W × 56.5"D	130 lbs	\$1,010.52
66681S-AK-XXXX-XX	Hierarchy CogNitiv Table (Grommet) - Black Legs (Standing Height)	27" - 42"H × 64.6"W × 56.5"D	130 lbs	\$1,027.52
66682S-AK-XXXX-XX	Hierarchy CogNitiv Table (Grommet) - Platinum Legs (Standing Ht)	27" - 42"H × 64.6"W × 56.5"D	130 lbs	\$1,027.52



## Hierarchy Creator Table - Chevron

The Hierarchy Creator Table system is an ideal configurable classroom system with full right- and left-hand accessibility. Specifically designed for supporting a variety of learning modes to promote interaction in your classroom.

SCS Indoor Advantage Gold Certified.

**Please note:** Custom orders and whiteboard top option are subject to an upcharge and laminate availability. Please contact your sales representative for current availability and lead time information.


### Standard Includes

- 1-1/4" scratch-resistant HPL tops with T-mold edge banding
- Powder-coated steel Hierarchy legs with chrome inserts and floor safe swivel glides
- Height adjustable from 18" to 29"H with standard desk height leg inserts

### Options

- Multiple standard shapes and sizes
- Customizable HPL (see p. 7-8 for swatches)
- Customizable edge band (see p. 7-8 for swatches)
- Legs available in black or platinum
- **Please note:** black leg option carries a longer lead time and MOQ for youth height and standing height versions
- Youth height leg option for 12" to 18"H adjustment
- Standing height leg option for 27" to 42"H adjustment
- Casters (locking and non-locking) available
- Enclosed book box available
- Wire book box available
- Sliding tote tray available
- Pack hook available (holds up to 50 lbs)
- Ganging device available
- Clamp Mount Outlet & USB Charger available

Part No.	Description	Dimensions	Ship Wt.	Base MSRP
<b>A. Hierarchy Creator Table (Chevron)</b>				
1633PX-XXXX	Hierarchy Creator Table (Chevron) – Black Legs	18" – 29"H × 29.8"W × 26"D	32 lbs	\$485.91
1643PX-XXXX	Hierarchy Creator Table (Chevron) – Platinum Legs	18" – 29"H × 29.8"W × 26"D	32 lbs	\$485.91
1653PX-XXXX	Hierarchy Creator Table (Chevron) – Black Legs (Youth Height)	12" – 18"H × 29.8"W × 26"D	32 lbs	\$485.91
1663PX-XXXX	Hierarchy Creator Table (Chevron) – Platinum Legs (Youth Height)	12" – 18"H × 29.8"W × 26"D	32 lbs	\$485.91
1673PX-XXXX	Hierarchy Creator Table (Chevron) – Black Legs (Standing Height)	27" – 42"H × 29.8"W × 26"D	32 lbs	\$626.71
1683PX-XXXX	Hierarchy Creator Table (Chevron) – Platinum Legs (Standing Height)	27" – 42"H × 29.8"W × 26"D	32 lbs	\$626.71



## Hierarchy Creator Table - Half Round

The Hierarchy Creator Table system is an ideal configurable classroom system with full right- and left-hand accessibility. Specifically designed for supporting a variety of learning modes to promote interaction in your classroom.

SCS Indoor Advantage Gold Certified.

**Please note:** Custom orders and whiteboard top option are subject to an upcharge and laminate availability. Please contact your sales representative for current availability and lead time information.

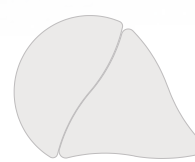
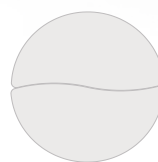
### Standard Includes

- 1-1/4" scratch-resistant HPL tops with T-mold edge banding
- Powder-coated steel Hierarchy legs with chrome inserts and floor safe swivel glides
- Height adjustable from 18" to 29"H with standard desk height leg inserts

### Options

- Multiple standard shapes and sizes
- Customizable HPL (see p. 7-8 for swatches)
- Customizable edge band (see p. 7-8 for swatches)
- Legs available in black or platinum
- **Please note:** black leg option carries a longer lead time and MOQ for youth height and standing height versions
- Youth height leg option for 12" to 18"H adjustment
- Standing height leg option for 27" to 42"H adjustment
- Casters (locking and non-locking) available
- Enclosed book box available
- Wire book box available
- Sliding tote tray available
- Pack hook available (holds up to 50 lbs)
- Ganging device available
- Clamp Mount Outlet & USB Charger available

Part No.	Description	Dimensions	Ship Wt.	Base MSRP
<b>A. Hierarchy Creator Table (Half Round)</b>				
1633NX-XXXX	Hierarchy Creator Table (Half Round) - Black Legs	18" - 29"H × 57"W × 29.6"D	70 lbs	\$543.37
1643NX-XXXX	Hierarchy Creator Table (Half Round) - Platinum Legs	18" - 29"H × 57"W × 29.6"D	70 lbs	\$543.37
1653NX-XXXX	Hierarchy Creator Table (Half Round) - Black Legs (Youth Height)	12" - 18"H × 57"W × 29.6"D	70 lbs	\$543.37
1663NX-XXXX	Hierarchy Creator Table (Half Round) - Platinum Legs (Youth Height)	12" - 18"H × 57"W × 29.6"D	70 lbs	\$543.37
1673NX-XXXX	Hierarchy Creator Table (Half Round) - Black Legs (Standing Height)	27" - 42"H × 57"W × 29.6"D	70 lbs	\$684.17
1683NX-XXXX	Hierarchy Creator Table (Half Round) - Platinum Legs (Standing Height)	27" - 42"H × 57"W × 29.6"D	70 lbs	\$684.17



## Hierarchy Creator Table - Rectangle

The Hierarchy Creator Table system is an ideal configurable classroom system with full right- and left-hand accessibility. Specifically designed for supporting a variety of learning modes to promote interaction in your classroom.

SCS Indoor Advantage Gold Certified.

**Please note:** Custom orders and whiteboard top option are subject to an upcharge and laminate availability. Please contact your sales representative for current availability and lead time information.

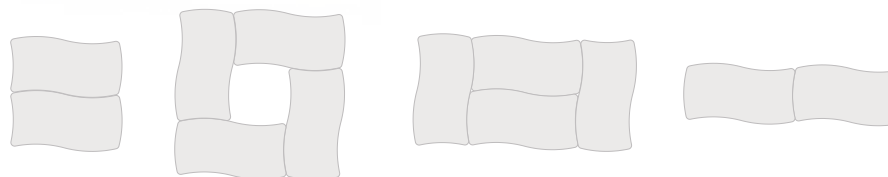
### Standard Includes

- 1-1/4" scratch-resistant HPL tops with T-mold edge banding
- Powder-coated steel Hierarchy legs with chrome inserts and floor safe swivel glides
- Height adjustable from 18" to 29"H with standard desk height leg inserts

### Options

- Multiple standard shapes and sizes
- Customizable HPL (see p. 7-8 for swatches)
- Customizable edge band (see p. 7-8 for swatches)
- Legs available in black or platinum
- **Please note:** black leg option carries a longer lead time and MOQ for youth height and standing height versions
- Youth height leg option for 12" to 18"H adjustment
- Standing height leg option for 27" to 42"H adjustment
- Casters (locking and non-locking) available
- Enclosed book box available
- Wire book box available
- Sliding tote tray available
- Pack hook available (holds up to 50 lbs)
- Ganging device available
- Clamp Mount Outlet & USB Charger available

Part No.	Description	Dimensions	Ship Wt.	Base MSRP
<b>A. Hierarchy Creator Table (Rectangle)</b>				
1633QX-XXXX	Hierarchy Creator Table (Rectangle) – Black Legs	18" – 29"H × 57.9"W × 30.8"D	84 lbs	\$609.76
1643QX-XXXX	Hierarchy Creator Table (Rectangle) – Platinum Legs	18" – 29"H × 57.9"W × 30.8"D	84 lbs	\$609.76
1653QX-XXXX	Hierarchy Creator Table (Rectangle) – Black Legs (Youth Height)	12" – 18"H × 57.9"W × 30.8"D	84 lbs	\$609.76
1663QX-XXXX	Hierarchy Creator Table (Rectangle) – Platinum Legs (Youth Height)	12" – 18"H × 57.9"W × 30.8"D	84 lbs	\$609.76
1673QX-XXXX	Hierarchy Creator Table (Rectangle) – Black Legs (Standing Height)	27" – 42"H × 57.9"W × 30.8"D	84 lbs	\$750.56
1683QX-XXXX	Hierarchy Creator Table (Rectangle) – Platinum Legs (Standing Height)	27" – 42"H × 57.9"W × 30.8"D	84 lbs	\$750.56





## Hierarchy Creator Table - Square

The Hierarchy Creator Table system is an ideal configurable classroom system with full right- and left-hand accessibility. Specifically designed for supporting a variety of learning modes to promote interaction in your classroom.

SCS Indoor Advantage Gold Certified.

**Please note:** Custom orders and whiteboard top option are subject to an upcharge and laminate availability. Please contact your sales representative for current availability and lead time information.

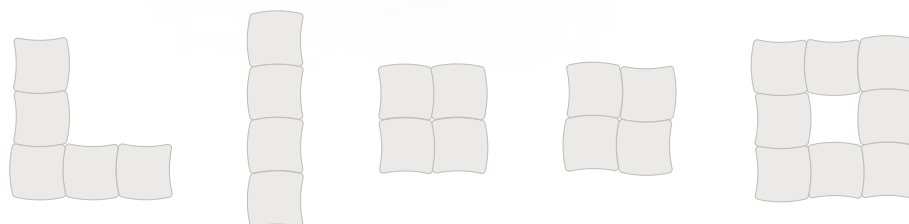
### Standard Includes

- 1-1/4" scratch-resistant HPL tops with T-mold edge banding
- Powder-coated steel Hierarchy legs with chrome inserts and floor safe swivel glides
- Height adjustable from 18" to 29"H with standard desk height leg inserts

### Options

- Multiple standard shapes and sizes
- Customizable HPL (see p. 7-8 for swatches)
- Customizable edge band (see p. 7-8 for swatches)
- Legs available in black or platinum
- **Please note:** black leg option carries a longer lead time and MOQ for youth height and standing height versions
- Youth height leg option for 12" to 18"H adjustment
- Standing height leg option for 27" to 42"H adjustment
- Casters (locking and non-locking) available
- Enclosed book box available
- Wire book box available
- Sliding tote tray available
- Pack hook available (holds up to 50 lbs)
- Ganging device available
- Clamp Mount Outlet & USB Charger available

Part No.	Description	Dimensions	Ship Wt.	Base MSRP
<b>A. Hierarchy Creator Table (Square)</b>				
1633MX-XXXX	Hierarchy Creator Table (Square) - Black Legs	18" - 29"H × 30"W × 30.3"D	50 lbs	\$498.41
1643MX-XXXX	Hierarchy Creator Table (Square) - Platinum Legs	18" - 29"H × 30"W × 30.3"D	50 lbs	\$498.41
1653MX-XXXX	Hierarchy Creator Table (Square) - Black Legs (Youth Height)	12" - 18"H × 30"W × 30.3"D	50 lbs	\$498.41
1663MX-XXXX	Hierarchy Creator Table (Square) - Platinum Legs (Youth Height)	12" - 18"H × 30"W × 30.3"D	50 lbs	\$498.41
1673MX-XXXX	Hierarchy Creator Table (Square) - Black Legs (Standing Height)	27" - 42"H × 30"W × 30.3"D	50 lbs	\$639.21
1683MX-XXXX	Hierarchy Creator Table (Square) - Platinum Legs (Standing Height)	27" - 42"H × 30"W × 30.3"D	50 lbs	\$639.21



## Hierarchy Creator Table - Trapezoid

The Hierarchy Creator Table system is an ideal configurable classroom system with full right- and left-hand accessibility. Specifically designed for supporting a variety of learning modes to promote interaction in your classroom.

SCS Indoor Advantage Gold Certified.

**Please note:** Custom orders and whiteboard top option are subject to an upcharge and laminate availability. Please contact your sales representative for current availability and lead time information.

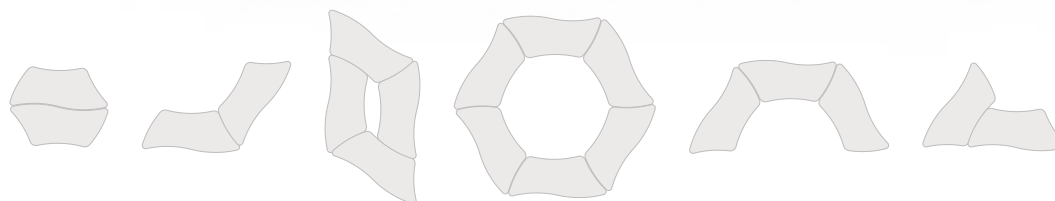
### Standard Includes

- 1-1/4" scratch-resistant HPL tops with T-mold edge banding
- Powder-coated steel Hierarchy legs with chrome inserts and floor safe swivel glides
- Height adjustable from 18" to 29"H with standard desk height leg inserts

### Options

- Multiple standard shapes and sizes
- Customizable HPL (see p. 7-8 for swatches)
- Customizable edge band (see p. 7-8 for swatches)
- Legs available in black or platinum
- **Please note:** black leg option carries a longer lead time and MOQ for youth height and standing height versions
- Youth height leg option for 12" to 18"H adjustment
- Standing height leg option for 27" to 42"H adjustment
- Casters (locking and non-locking) available
- Enclosed book box available
- Wire book box available
- Sliding tote tray available
- Pack hook available (holds up to 50 lbs)
- Ganging device available
- Clamp Mount Outlet & USB Charger available

Part No.	Description	Dimensions	Ship Wt.	Base MSRP
<b>A. Hierarchy Creator Table (Trapezoid)</b>				
1633JX-XXXX	Hierarchy Creator Table (Trapezoid) – Black Legs	18" – 29"H × 58"W × 25"D	62 lbs	\$530.88
1643JX-XXXX	Hierarchy Creator Table (Trapezoid) – Platinum Legs	18" – 29"H × 58"W × 25"D	62 lbs	\$530.88
1653JX-XXXX	Hierarchy Creator Table (Trapezoid) – Black Legs (Youth Height)	12" – 18"H × 58"W × 25"D	62 lbs	\$530.88
1663JX-XXXX	Hierarchy Creator Table (Trapezoid) – Platinum Legs (Youth Height)	12" – 18"H × 58"W × 25"D	62 lbs	\$530.88
1673JX-XXXX	Hierarchy Creator Table (Trapezoid) – Black Legs (Standing Height)	27" – 42"H × 58"W × 25"D	62 lbs	\$671.68
1683JX-XXXX	Hierarchy Creator Table (Trapezoid) – Platinum Legs (Standing Height)	27" – 42"H × 58"W × 25"D	62 lbs	\$671.68



## Hierarchy Creator Table - Triangle

The Hierarchy Creator Table system is an ideal configurable classroom system with full right- and left-hand accessibility. Specifically designed for supporting a variety of learning modes to promote interaction in your classroom.

SCS Indoor Advantage Gold Certified.

**Please note:** Custom orders and whiteboard top option are subject to an upcharge and laminate availability. Please contact your sales representative for current availability and lead time information.

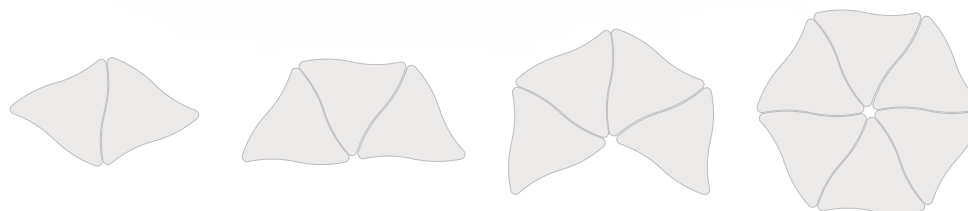
### Standard Includes

- 1-1/4" scratch-resistant HPL tops with T-mold edge banding
- Powder-coated steel Hierarchy legs with chrome inserts and floor safe swivel glides
- Height adjustable from 18" to 29"H with standard desk height leg inserts

### Options

- Multiple standard shapes and sizes
- Customizable HPL (see p. 7-8 for swatches)
- Customizable edge band (see p. 7-8 for swatches)
- Legs available in black or platinum
- **Please note:** black leg option carries a longer lead time and MOQ for youth height and standing height versions
- Youth height leg option for 12" to 18"H adjustment
- Standing height leg option for 27" to 42"H adjustment
- Casters (locking and non-locking) available
- Enclosed book box available
- Wire book box available
- Sliding tote tray available
- Pack hook available (holds up to 50 lbs)
- Ganging device available
- Clamp Mount Outlet & USB Charger available

Part No.	Description	Dimensions	Ship Wt.	Base MSRP
<b>A. Hierarchy Creator Table (Triangle)</b>				
1633KX-XXXX	Hierarchy Creator Table - Triangle - Black	18" - 29"H × 54.3"W × 49.1"D	71 lbs	\$555.86
1643KX-XXXX	Hierarchy Creator Table - Triangle - Platinum	18" - 29"H × 54.3"W × 49.1"D	71 lbs	\$555.86
1653KX-XXXX	Hierarchy Creator Table - Triangle - Youth Height Legs (Black)	12" - 18"H × 54.3"W × 49.1"D	71 lbs	\$555.86
1663KX-XXXX	Hierarchy Creator Table - Triangle - Youth Height Legs (Platinum)	12" - 18"H × 54.3"W × 49.1"D	71 lbs	\$555.86
1673KX-XXXX	Hierarchy Creator Table - Triangle - Standing Height Legs (Black)	27" - 42"H × 54.3"W × 49.1"D	71 lbs	\$696.66
1683KX-XXXX	Hierarchy Creator Table - Triangle - Standing Height Legs (Platinum)	27" - 42"H × 54.3"W × 49.1"D	71 lbs	\$696.66



## Hierarchy Creator Table + Porcelain Steel Top

Hierarchy Creator Table brings simplicity and functionality in a customizable package made to fit any classroom or study setting. Available with a porcelain steel whiteboard top, designed to provide space for doodling, jotting down notes and ideas, and brainstorming. Surface accepts magnets for even more versatility.

Porcelain reduces ambient reflection and glare over standard markerboard, providing a more comfortable to use writing surface. Porcelain also has superior erasability, and comes with a lifetime guarantee.

Tests show porcelain is 2.5 times harder and twice as scratch-resistant as laminate, reducing dents, dings, and other damage. Surface is also 5.5 times more wear-resistant.

Erasability is 2.5 times better on a porcelain surface versus laminate dry erase surface when both surfaces are new, and holds up to use, showing 5 times better erasability over time.

Porcelain top is also resistant to delamination, keeping dry erasability intact for the life of the desk.

SCS Indoor Advantage Gold Certified.

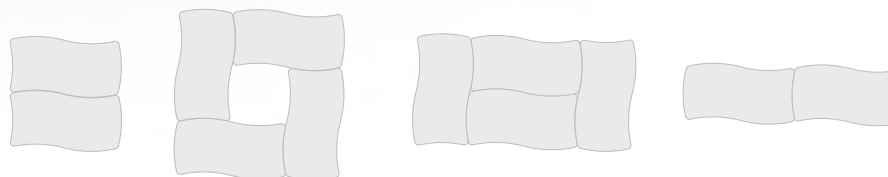
### Standard Includes

- 1-1/4" top with 24-gauge porcelain steel whiteboard surface material
- Molded polypropylene edge banding in black, raised slightly for a fully encapsulated top to deter rust
- Powder-coated steel Hierarchy legs with chrome inserts and floor safe swivel glides
- Height adjustable from 18" to 29"H with standard desk height leg inserts

### Options

- Legs available in black or platinum
- **Please note:** black leg option carries a longer lead time and MOQ for youth height and standing height versions
- Youth height leg option for 12" to 18"H adjustment
- Standing height leg option for 27" to 42"H adjustment
- Casters (locking and non-locking) available
- Enclosed book box available
- Wire book box available
- Sliding tote tray available
- Pack hook available (holds up to 50 lbs)
- Ganging device available
- Clamp Mount Outlet & USB Charger available

Part No.	Description	Dimensions	Ship Wt.	Base MSRP
<b>A. Hierarchy Creator Table + Porcelain Steel Top</b>				
70526	Hierarchy Creator Table + Porcelain Top – Black Legs	18" – 29"H × 57.9"W × 30.8"D	84 lbs	\$954.85
70527	Hierarchy Creator Table + Porcelain Top – Platinum Legs	18" – 29"H × 57.9"W × 30.8"D	84 lbs	\$954.85
70526K	Hierarchy Creator Table + Porcelain Top – Black Legs (Youth Height)	12" – 18"H × 57.9"W × 30.8"D	84 lbs	\$954.85
70527K	Hierarchy Creator Table + Porcelain Top – Platinum Legs (Youth Height)	12" – 18"H × 57.9"W × 30.8"D	84 lbs	\$954.85
70526S	Hierarchy Creator Table + Porcelain Top – Black Legs (Standing Height)	27" – 42"H × 57.9"W × 30.8"D	84 lbs	\$1,095.65
70527S	Hierarchy Creator Table + Porcelain Top – Platinum Legs (Standing Height)	27" – 42"H × 57.9"W × 30.8"D	84 lbs	\$1,095.65



## Hierarchy Equity Table

Students will be a part of something big with the Hierarchy Equity Table. Foster collective harmony and unity with productive collaboration and inclusivity.

SCS Indoor Advantage Gold Certified.

**Please note:** Custom orders and whiteboard top option are subject to an upcharge and laminate availability. Please contact your sales representative for current availability and lead time information.

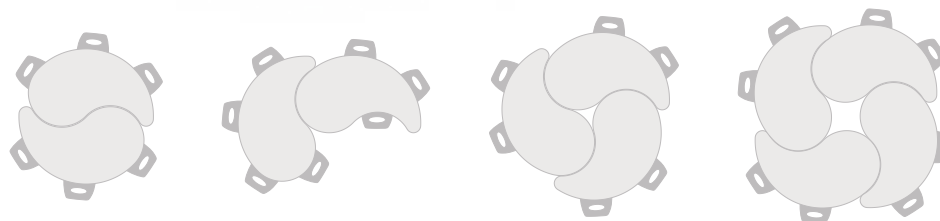
### Standard Includes

- 1-1/4" scratch-resistant HPL tops with T-mold edge banding
- Powder-coated steel Hierarchy legs with chrome inserts and floor safe swivel glides
- Height adjustable from 18" to 29"H with standard desk height leg inserts
- Table top measures 67"W × 41.5"D

### Options

- Customizable HPL (see p. 7–8 for swatches)
- Customizable edge band (see p. 7–8 for swatches)
- Legs available in black or platinum
- **Please note:** black leg option carries a longer lead time and MOQ for youth height and standing height versions
- Youth height leg option for 12" to 18"H adjustment
- Casters (locking and non-locking) available
- Enclosed book box available
- Wire book box available
- Sliding tote tray available
- Pack hook available (holds up to 50 lbs)
- Ganging device available
- Clamp Mount Outlet & USB Charger available

Part No.	Description	Dimensions	Ship Wt.	Base MSRP
<b>A. Hierarchy Equity Table</b>				
1733EX-XXXX	Hierarchy Equity Table – Black Legs	18" – 29"H × 67"W × 41.5"D	120 lbs	\$657.38
1743EX-XXXX	Hierarchy Equity Table – Platinum Legs	18" – 29"H × 67"W × 41.5"D	120 lbs	\$657.38
1753EX-XXXX	Hierarchy Equity Table – Black Legs (Youth Height)	12" – 18"H × 67"W × 41.5"D	120 lbs	\$657.38
1763EX-XXXX	Hierarchy Equity Table – Platinum Legs (Youth Height)	12" – 18"H × 67"W × 41.5"D	120 lbs	\$657.38



## Hierarchy Gather Table

Create the ultimate environment for engaging, cooperative learning with the Hierarchy Gather Table. Carefully designed to foster collaboration, this table quickly and easily adapts to any activity.

SCS Indoor Advantage Gold Certified.

**Please note:** Custom orders and whiteboard top option are subject to an upcharge and laminate availability. Please contact your sales representative for current availability and lead time information.

### Standard Includes

- 1-1/4" scratch-resistant HPL tops with T-mold edge banding
- Powder-coated steel Hierarchy legs with chrome inserts and floor safe swivel glides
- Height adjustable from 18" to 29"H with standard desk height leg inserts
- Table top measures 40"W × 29.7"D

### Options

- Customizable HPL (see p. 7–8 for swatches)
- Customizable edge band (see p. 7–8 for swatches)
- Legs available in black or platinum
- **Please note:** black leg option carries a longer lead time and MOQ for youth height and standing height versions
- Youth height leg option for 12" to 18"H adjustment
- Casters (locking and non-locking) available
- Enclosed book box available
- Wire book box available
- Sliding tote tray available
- Pack hook available (holds up to 50 lbs)
- Ganging device available
- Clamp Mount Outlet & USB Charger available

Part No.	Description	Dimensions	Ship Wt.	Base MSRP
<b>A. Hierarchy Gather Table</b>				
1733FX-XXXX	Hierarchy Gather Table – Black Legs	18" – 29"H × 40"W × 29.7"D	64 lbs	\$462.57
1743FX-XXXX	Hierarchy Gather Table – Platinum Legs	18" – 29"H × 40"W × 29.7"D	64 lbs	\$462.57
1753FX-XXXX	Hierarchy Gather Table – Black Legs (Youth Height)	12" – 18"H × 40"W × 29.7"D	64 lbs	\$462.57
1763FX-XXXX	Hierarchy Gather Table – Platinum Legs (Youth Height)	12" – 18"H × 40"W × 29.7"D	64 lbs	\$462.57



## Hierarchy Quad Table

The Hierarchy Quad Table is an ideal configurable classroom system with full right- and left-hand accessibility. Specifically designed for supporting a variety of learning modes to promote interaction in your classroom.

SCS Indoor Advantage Gold Certified.

**Please note:** Custom orders and whiteboard top option are subject to an upcharge and laminate availability. Please contact your sales representative for current availability and lead time information.

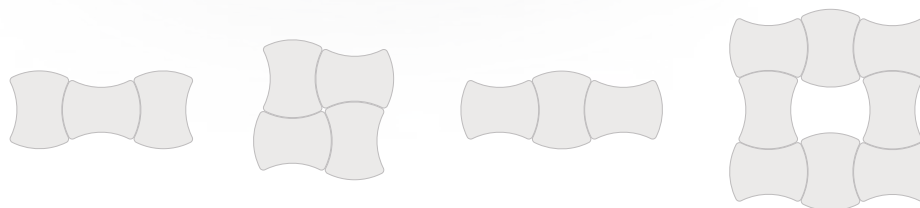
### Standard Includes

- 1-1/4" scratch-resistant HPL tops with T-mold edge banding
- Powder-coated steel Hierarchy legs with chrome inserts and floor safe swivel glides
- Height adjustable from 18" to 29"H with standard desk height leg inserts
- Table top measures 47.4"W × 35.7"D

### Options

- Customizable HPL (see p. 7-8 for swatches)
- Customizable edge band (see p. 7-8 for swatches)
- Legs available in black or platinum
- **Please note:** black leg option carries a longer lead time and MOQ for youth height and standing height versions
- Youth height leg option for 12" to 18"H adjustment
- Standing height leg option for 27" to 42"H adjustment
- Casters (locking and non-locking) available
- Enclosed book box available
- Wire book box available
- Sliding tote tray available
- Pack hook available (holds up to 50 lbs)
- Ganging device available
- Clamp Mount Outlet & USB Charger available

Part No.	Description	Dimensions	Ship Wt.	Base MSRP
<b>A. Hierarchy Quad Table</b>				
1433DX-XXXX	Hierarchy Quad Table – Black Legs	18" – 29"H × 47.4"W × 35.7"D	72 lbs	\$707.14
1443DX-XXXX	Hierarchy Quad Table – Platinum Legs	18" – 29"H × 47.4"W × 35.7"D	72 lbs	\$707.14
1453DX-XXXX	Hierarchy Quad Table – Black Legs (Youth Height)	12" – 18"H × 47.4"W × 35.7"D	72 lbs	\$707.14
1463DX-XXXX	Hierarchy Quad Table – Platinum Legs (Youth Height)	12" – 18"H × 47.4"W × 35.7"D	72 lbs	\$707.14
1473DX-XXXX	Hierarchy Quad Table – Black Legs (Standing Height)	27" – 42"H × 47.4"W × 35.7"D	72 lbs	\$847.94
1483DX-XXXX	Hierarchy Quad Table – Platinum Legs (Standing Height)	27" – 42"H × 47.4"W × 35.7"D	72 lbs	\$847.94



## Hierarchy Twister Table

The Hierarchy Twister Table is an ideal configurable classroom system with full right- and left-hand accessibility. Specifically designed for supporting a variety of learning modes to promote interaction in your classroom.

SCS Indoor Advantage Gold Certified.

**Please note:** Custom orders and whiteboard top option are subject to an upcharge and laminate availability. Please contact your sales representative for current availability and lead time information.

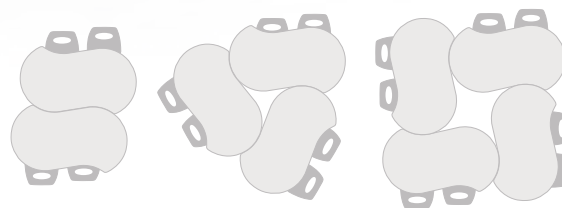
### Standard Includes

- 1-1/4" scratch-resistant HPL tops with T-mold edge banding
- Powder-coated steel Hierarchy legs with chrome inserts and floor safe swivel glides
- Height adjustable from 18" to 29"H with standard desk height leg inserts

### Options

- Two sizes available
- Customizable HPL (see p. 7-8 for swatches)
- Customizable edge band (see p. 7-8 for swatches)
- Legs available in black or platinum
- **Please note:** black leg option carries a longer lead time and MOQ for youth height and standing height versions
- Youth height leg option for 12" to 18"H adjustment
- Standing height leg option for 27" to 42"H adjustment
- Casters (locking and non-locking) available
- Enclosed book box available
- Wire book box available
- Sliding tote tray available
- Pack hook available (holds up to 50 lbs)
- Ganging device available
- Clamp Mount Outlet & USB Charger available

Part No.	Description	Dimensions	Ship Wt.	Base MSRP
<b>A. Hierarchy Twister Table (Small)</b>				
1733UX-XXXX	Hierarchy Twister Table (Small) – Black Legs	18" – 29"H × 59.2"W × 31.7"D	85 lbs	\$560.80
1743UX-XXXX	Hierarchy Twister Table (Small) – Platinum Legs	18" – 29"H × 59.2"W × 31.7"D	85 lbs	\$560.80
1753UX-XXXX	Hierarchy Twister Table (Small) – Black Legs (Youth Height)	12" – 18"H × 59.2"W × 31.7"D	85 lbs	\$560.80
1763UX-XXXX	Hierarchy Twister Table (Small) – Platinum Legs (Youth Height)	12" – 18"H × 59.2"W × 31.7"D	85 lbs	\$560.80
1773UX-XXXX	Hierarchy Twister Table (Small) – Black Legs (Standing Height)	27" – 42"H × 59.2"W × 31.7"D	85 lbs	\$701.60
1783UX-XXXX	Hierarchy Twister Table (Small) – Platinum Legs (Standing Height)	27" – 42"H × 59.2"W × 31.7"D	85 lbs	\$701.60
<b>B. Hierarchy Twister Table (Large)</b>				
1733TX-XXXX	Hierarchy Twister Table (Large) – Black Legs	18" – 29"H × 71.7"W × 37.6"D	115 lbs	\$660.59
1743TX-XXXX	Hierarchy Twister Table (Large) – Platinum Legs	18" – 29"H × 71.7"W × 37.6"D	115 lbs	\$660.59
1753TX-XXXX	Hierarchy Twister Table (Large) – Black Legs (Youth Height)	12" – 18"H × 71.7"W × 37.6"D	115 lbs	\$660.59
1763TX-XXXX	Hierarchy Twister Table (Large) – Platinum Legs (Youth Height)	12" – 18"H × 71.7"W × 37.6"D	115 lbs	\$660.59
1773TX-XXXX	Hierarchy Twister Table (Large) – Black Legs (Standing Height)	27" – 42"H × 71.7"W × 37.6"D	115 lbs	\$801.39
1783TX-XXXX	Hierarchy Twister Table (Large) – Platinum Legs (Standing Height)	27" – 42"H × 71.7"W × 37.6"D	115 lbs	\$801.39





## Hierarchy Grow & Roll Table

With a sleek design, Hierarchy Grow & Roll tables easily height adjust with the touch of the finger to accommodate users of all sizes and ages.

Available in fun and functional new table top designs. Choose from bean, wavy rectangle, and rectangle.

All versions are height adjustable with one handle adjustment, making it easy on the student to adjust the height to their own comfort level.

Optional modesty panels available to add style and privacy. Perforated platinum powder coated steel finish coordinates with virtually any environment.

**Please note:** Custom orders and whiteboard top option are subject to an upcharge and laminate availability. Please contact your sales representative for current availability and lead time.


SCS Indoor Advantage Gold Certified.

### Standard Includes

- HPL top with T-mold edge band
- Platinum powder-coated steel base
- Two column pneumatic base
- Height adjustable from 26.5" to 42.3"
- Base includes four casters (two locking)

### Options

- Multiple sizes and shapes available
- Customizable HPL (see p. 7-8 for swatches)
- Customizable edge band (see p. 7-8 for swatches)
- Modesty panels available



Part No.	Description	Dimensions	Ship Wt.	Base MSRP
<b>A. Hierarchy Grow &amp; Roll Tables</b>				
59041-A-XXXX-XX	Hierarchy Grow & Roll Table (Rectangle)	26.5" – 42.3"H × 60"W × 30"D	94 lbs	\$1,445.78
59041-B-XXXX-XX	Hierarchy Grow & Roll Table (Wavy Rectangle)	26.5" – 42.3"H × 59"W × 32"D	94 lbs	\$1,445.78
59041-C-XXXX-XX	Hierarchy Grow & Roll Table (Bean)	26.5" – 42.3"H × 66"W × 24"D	94 lbs	\$1,445.78
<b>C. Modesty Panel</b>				
66285	Hierarchy Grow & Roll Table Modesty Panel	12"H × 54"W × 1.4"D	9 lbs	\$157.47



## Activity Table

The Activity Tables bring simplicity and functionality made to fit any classroom or study setting. Tables offer quick and easy assembly and height adjustability for all ages.

Limited lifetime warranty. SCS Indoor Advantage Gold Certified.

**Please note:** Custom orders and whiteboard top option are subject to an upcharge and laminate availability. Please contact your sales representative for current availability and lead time information.

SCS Indoor Advantage Gold Certified.


### Standard Includes

- Black powder-coated steel Activity legs with chrome inserts and swivel glides
- Height adjustable from 21" to 30"H with included leg inserts
- HPL tops with edge banding
- Tops are made in the USA; legs are imported

### Options

- Customizable HPL (see p. 7-8 for swatches)
- Customizable edge band (see p. 7-8 for swatches)
- Optional youth height leg inserts available for adjustment from 15" to 24"H (sold in sets of 4)
- Top available in multiple standard shapes and sizes

**DISCONTINUED:** Activity leg tables available while supplies last!



Part No.	Description	Dimensions	Ship Wt.	Base MSRP
<b>A. Activity Table</b>				
90527-A-XXXX-XX	Activity Table 3624 (Rectangle)	21" – 30" × 36"W × 24"D	49 lbs	\$361.06
90527-B-XXXX-XX	Activity Table 4824 (Rectangle)	21" – 30" × 48"W × 24"D	60 lbs	\$366.29
90527-C-XXXX-XX	Activity Table 6024 (Rectangle)	21" – 30" × 60"W × 24"D	71 lbs	\$469.97
90527-D-XXXX-XX	Activity Table 4830 (Rectangle)	21" – 30" × 48"W × 30"D	67 lbs	\$473.84
90527-E-XXXX-XX	Activity Table 6030 (Rectangle)	21" – 30" × 60"W × 30"D	84 lbs	\$500.33
90527-F-XXXX-XX	Activity Table 7230 (Rectangle)	21" – 30" × 72"W × 30"D	87 lbs	\$527.73
90527-G-XXXX-XX	Activity Table 6036 (Rectangle)	21" – 30" × 60"W × 36"D	97 lbs	\$623.36
90527-H-XXXX-XX	Activity Table 7236 (Rectangle)	21" – 30" × 72"W × 36"D	114 lbs	\$631.83
90527-J-XXXX-XX	Activity Table 6048 (Rectangle)	21" – 30" × 60"W × 48"D	127 lbs	\$625.76
90527-K-XXXX-XX	Activity Table 36 (Square)	21" – 30" × 36"W × 36"D	65 lbs	\$427.55
90527-AH-XXXX-XX	Activity Table 42 (Square)	21" – 30" × 42"W × 42"D	68 lbs	\$474.93
90527-L-XXXX-XX	Activity Table 48 (Square)	21" – 30" × 48"W × 48"D	103 lbs	\$482.30
90527-M-XXXX-XX	Activity Table 60 (Square)	21" – 30" × 60"W × 60"D	164 lbs	\$742.34
90527-AF-XXXX-XX	Activity Table 4824 (Half Round)	21" – 30" × 48"W × 24"D	60 lbs	\$377.00
90527-N-XXXX-XX	Activity Table 36 (Round)	21" – 30" × 36"W × 36"D	54 lbs	\$424.57
90527-P-XXXX-XX	Activity Table 42 (Round)	21" – 30" × 42"W × 42"D	68 lbs	\$471.34
90527-Q-XXXX-XX	Activity Table 48 (Round)	21" – 30" × 48"W × 48"D	86 lbs	\$473.13
90527-AB-XXXX-XX	Activity Table 60 (Round)	21" – 30" × 60"W × 60"D	135 lbs	\$732.97
90527-R-XXXX-XX	Activity Table 4824 (Trapezoid)	21" – 30" × 48"W × 24"D	50 lbs	\$364.52
90527-S-XXXX-XX	Activity Table 6030 (Trapezoid)	21" – 30" × 60"W × 30"D	68 lbs	\$474.42
90527-T-XXXX-XX	Activity Table 48 (Clover)	21" – 30" × 48"W × 48"D	91 lbs	\$473.13
90527-U-XXXX-XX	Activity Table 60 (Clover)	21" – 30" × 60"W × 60"D	127 lbs	\$727.62
90527-AA-XXXX-XX	Activity Table 60 (Flower)	21" – 30" × 60"W × 60"D	113 lbs	\$727.62
90527-V-XXXX-XX	Activity Table 7248 (Kidney)	21" – 30" × 72"W × 48"D	119 lbs	\$629.74
90527-AD-XXXX-XX	Activity Table 7236 (Rainbow)	21" – 30" × 72"W × 36"D	115 lbs	\$623.97
90527-W-XXXX-XX	Activity Table 6660 (Horseshoe)	21" – 30" × 66"W × 60"D	130 lbs	\$772.55



## CogNitiv Activity Table

The CogNitiv Activity Table brings simplicity and functionality made to fit any classroom or study setting. Tables offer quick and easy assembly and height adjustability for all ages.

Limited lifetime warranty. SCS Indoor Advantage Gold Certified.

**Please note:** Custom orders and whiteboard top option are subject to an upcharge and laminate availability. Please contact your sales representative for current availability and lead time information.

SCS Indoor Advantage Gold Certified.

### Standard Includes

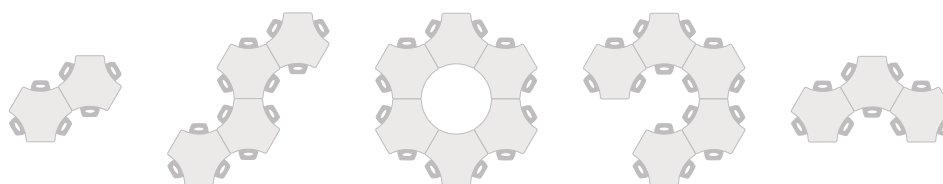
- Black powder-coated steel Activity legs with chrome inserts and swivel glides
- Height adjustable from 21" to 30"H with included leg inserts
- HPL tops with edge banding
- Tops are made in the USA; legs are imported

### Options

- Customizable HPL (see p. 7-8 for swatches)
- Customizable edge band (see p. 7-8 for swatches)
- Optional center grommet
- Optional youth height leg inserts available for adjustment from 15" to 24"H (sold in sets of 4)

Part No.	Description	Dimensions	Ship Wt.	Base MSRP
<b>A. CogNitiv Activity Table</b>				
90527-AJ-XXXX-XX	CogNitiv Activity Table	21" – 30" × 64.6"W × 56.5"D	130 lbs	\$891.52
90527-AK-XXXX-XX	CogNitiv Activity Table (Grommet)	21" – 30" × 64.6"W × 56.5"D	130 lbs	\$908.02

**DISCONTINUED: Activity leg tables available while supplies last!**



## Activity Table Youth Height Leg Insert

The Activity Table brings simplicity and functionality made to fit any classroom or study setting. Tables offer quick and easy assembly and height adjustability for all ages.

Optional youth height leg insert brings more accessibility to younger ages, lowering the overall table adjustment on all Activity Tables to 15" to 24"H.

Limited lifetime warranty. SCS Indoor Advantage Gold Certified.

SCS Indoor Advantage Gold Certified.

Part No.	Description	Dimensions	Ship Wt.	Base MSRP
<b>A. Activity Table Youth Height Leg Insert</b>				
89492	Activity Table Youth Height Leg Insert (set of 4)	lowers leg height to 15" - 24"	3 lbs	\$52.46

**DISCONTINUED: Available while supplies last!**



## Akt Table (29"H) - Rectangular Legs

The Akt collection combines the principles of human development to be able to "Akt" with purpose and intention. The Akt tables are ideally suited for secondary learners, higher education students, and the employees in the workforce. With sophistication and sleek style, Akt tables can be used for individual work, collaborative spaces, or team activities.

The Akt table surface provides plenty of space for writing or planning, all on a unitized frame for improved structural strength and stability.

**Please note:** Custom orders and whiteboard top option are subject to an upcharge and laminate availability. Please contact your sales representative for current availability and lead time information.


SCS Indoor Advantage Gold Certified.

### Standard Includes

- 1-1/8" thick HPL top with T-mold edge band
- Powder-coated steel legs in platinum
- Unitized frame for improved structural strength and stability
- 3" dual-wheel casters (two locking)

### Options

- Available in three heights: 29", 36", and 42" (two taller sizes include integrated foot rest)
- Available in multiple size and shape table tops
- Customizable HPL (see p. 7-8 for swatches)
- Customizable edge band (see p. 7-8 for swatches)
- Angled legs available in rectangle or round shape



Part No.	Description	Dimensions	Ship Wt.	Base MSRP
<b>A. Akt Table (29"H) - Rectangular Legs</b>				
SD-AA29R-XXXX-XX	Akt Table (6020 Rectangle) - Rectangular Legs	29"H x 60"W x 20"D	TBD	\$1,027.19
SD-AC29R-XXXX-XX	Akt Table (6024 Rectangle) - Rectangular Legs	29"H x 60"W x 24"D	TBD	\$1,035.76
SD-AB29R-XXXX-XX	Akt Table (7220 Rectangle) - Rectangular Legs	29"H x 72"W x 20"D	TBD	\$1,067.59
SD-AD29R-XXXX-XX	Akt Table (7224 Rectangle) - Rectangular Legs	29"H x 72"W x 24"D	TBD	\$1,073.72
SD-AE29R-XXXX-XX	Akt Table (6030 Rectangle) - Rectangular Legs	29"H x 60"W x 30"D	TBD	\$1,111.66
SD-AG29R-XXXX-XX	Akt Table (7230 Rectangle) - Rectangular Legs	29"H x 72"W x 30"D	TBD	\$1,123.91
SD-AK29R-XXXX-XX	Akt Table (6036 Rectangle) - Rectangular Legs	29"H x 60"W x 36"D	TBD	\$1,224.30
SD-AL29R-XXXX-XX	Akt Table (7236 Rectangle) - Rectangular Legs	29"H x 72"W x 36"D	TBD	\$1,262.26
SD-AF29R-XXXX-XX	Akt Table (7230 Racetrack) - Rectangular Legs	29"H x 72"W x 30"D	TBD	\$1,114.11
SD-AH29R-XXXX-XX	Akt Table (36 Round) - Rectangular Legs	29"H x 36"W x 36"D	TBD	\$973.32
SD-AJ29R-XXXX-XX	Akt Table (36 Square) - Rectangular Legs	29"H x 36"W x 36"D	TBD	\$1,006.37
SD-AM29R-XXXX-XX	Akt Table (48 Round) - Rectangular Legs	29"H x 48"W x 48"D	TBD	\$1,041.88
SD-AN29R-XXXX-XX	Akt Table (48 Square) - Rectangular Legs	29"H x 48"W x 48"D	TBD	\$1,089.63
SD-AP29R-XXXX-XX	Akt Table (60 Round) - Rectangular Legs	29"H x 60"W x 60"D	TBD	\$1,273.27
SD-AT29R-XXXX-XX	Akt Table (Wavy Rectangle) - Rectangular Legs	29"H x 58.8"W x 32.6"D	TBD	\$1,079.83
SD-AU29R-XXXX-XX	Akt Table (Wavy Square) - Rectangular Legs	29"H x 30"W x 30.3"D	TBD	\$913.33
SD-AV29R-XXXX-XX	Akt Table (Wavy Trapezoid) - Rectangular Legs	29"H x 58"W x 25"D	TBD	\$1,011.27
SD-AW29R-XXXX-XX	Akt Table (Wavy Triangle) - Rectangular Legs	29"H x 54.3"W x 49.1"D	TBD	\$1,072.49
SD-AS29R-XXXX-XX	Akt Table (Wavy Half Round) - Rectangular Legs	29"H x 57"W x 29.6"D	TBD	\$1,050.45
SD-AY29R-XXXX-XX	Akt Table (Quad) - Rectangular Legs	29"H x 47.4"W x 35.7"D	TBD	\$1,013.72
SD-AQ29R-XXXX-XX	Akt Table (Amoeba) - Rectangular Legs	29"H x 53.2"W x 47.8"D	TBD	\$1,256.13
SD-AR29R-XXXX-XX	Akt Table (Chevron) - Rectangular Legs	29"H x 29.8"W x 26"D	TBD	\$892.52
SD-AX29R-XXXX-XX	Akt Table (Cog) - Rectangular Legs	29"H x 64.6"W x 56.5"D	TBD	\$1,699.33



## Akt Table (29"H) - Round Legs

The Akt collection combines the principles of human development to be able to "Akt" with purpose and intention. The Akt tables are ideally suited for secondary learners, higher education students, and the employees in the workforce. With sophistication and sleek style, Akt tables can be used for individual work, collaborative spaces, or team activities.

The Akt table surface provides plenty of space for writing or planning, all on a unitized frame for improved structural strength and stability.

**Please note:** Custom orders and whiteboard top option are subject to an upcharge and laminate availability. Please contact your sales representative for current availability and lead time information.


SCS Indoor Advantage Gold Certified.

### Standard Includes

- 1-1/8" thick HPL top with T-mold edge band
- Powder-coated steel legs in platinum
- Unitized frame for improved structural strength and stability
- 3" dual-wheel casters (two locking)

### Options

- Available in three heights: 29", 36", and 42" (two taller sizes include integrated foot rest)
- Available in multiple size and shape table tops
- Customizable HPL (see p. 7-8 for swatches)
- Customizable edge band (see p. 7-8 for swatches)
- Angled legs available in rectangle or round shape



Part No.	Description	Dimensions	Ship Wt.	Base MSRP
<b>A. Akt Table (29"H) - Round Legs</b>				
SD-AA29F-XXXX-XX	Akt Table (6020 Rectangle) - Round Legs	29"H × 60"W × 20"D	TBD	\$1,040.66
SD-AC29F-XXXX-XX	Akt Table (6024 Rectangle) - Round Legs	29"H × 60"W × 24"D	TBD	\$1,027.19
SD-AB29F-XXXX-XX	Akt Table (7220 Rectangle) - Round Legs	29"H × 72"W × 20"D	TBD	\$1,078.61
SD-AD29F-XXXX-XX	Akt Table (7224 Rectangle) - Round Legs	29"H × 72"W × 24"D	TBD	\$1,084.73
SD-AE29F-XXXX-XX	Akt Table (6030 Rectangle) - Round Legs	29"H × 60"W × 30"D	TBD	\$1,027.19
SD-AG29F-XXXX-XX	Akt Table (7230 Rectangle) - Round Legs	29"H × 72"W × 30"D	TBD	\$1,027.19
SD-AK29F-XXXX-XX	Akt Table (6036 Rectangle) - Round Legs	29"H × 60"W × 36"D	TBD	\$1,027.19
SD-AL29F-XXXX-XX	Akt Table (7236 Rectangle) - Round Legs	29"H × 72"W × 36"D	TBD	\$1,027.19
SD-AF29F-XXXX-XX	Akt Table (7230 Racetrack) - Round Legs	29"H × 72"W × 30"D	TBD	\$1,125.14
SD-AH29F-XXXX-XX	Akt Table (36 Round) - Round Legs	29"H × 36"W × 36"D	TBD	\$984.34
SD-AJ29F-XXXX-XX	Akt Table (36 Square) - Round Legs	29"H × 36"W × 36"D	TBD	\$1,027.19
SD-AM29F-XXXX-XX	Akt Table (48 Round) - Round Legs	29"H × 48"W × 48"D	TBD	\$1,052.90
SD-AN29F-XXXX-XX	Akt Table (48 Square) - Round Legs	29"H × 48"W × 48"D	TBD	\$1,100.65
SD-AP29F-XXXX-XX	Akt Table (60 Round) - Round Legs	29"H × 60"W × 60"D	TBD	\$1,284.30
SD-AT29F-XXXX-XX	Akt Table (Wavy Rectangle) - Round Legs	29"H × 58.8"W × 32.6"D	TBD	\$1,090.86
SD-AU29F-XXXX-XX	Akt Table (Wavy Square) - Round Legs	29"H × 30"W × 30.3"D	TBD	\$1,215.74
SD-AV29F-XXXX-XX	Akt Table (Wavy Trapezoid) - Round Legs	29"H × 58"W × 25"D	TBD	\$1,022.30
SD-AW29F-XXXX-XX	Akt Table (Wavy Triangle) - Round Legs	29"H × 54.3"W × 49.1"D	TBD	\$1,083.51
SD-AS29F-XXXX-XX	Akt Table (Wavy Half Round) - Round Legs	29"H × 57"W × 29.6"D	TBD	\$1,061.47
SD-AY29F-XXXX-XX	Akt Table (Quad) - Round Legs	29"H × 47.4"W × 35.7"D	TBD	\$1,024.74
SD-AQ29F-XXXX-XX	Akt Table (Amoeba) - Round Legs	29"H × 53.2"W × 47.8"D	TBD	\$1,267.16
SD-AR29F-XXXX-XX	Akt Table (Chevron) - Round Legs	29"H × 29.8"W × 26"D	TBD	\$903.53
SD-AX29F-XXXX-XX	Akt Table (Cog) - Round Legs	29"H × 64.6"W × 56.5"D	TBD	\$1,721.37



## Akt Table (36"H) - Rectangular Legs

The Akt collection combines the principles of human development to be able to "Akt" with purpose and intention. The Akt tables are ideally suited for secondary learners, higher education students, and the employees in the workforce. With sophistication and sleek style, Akt tables can be used for individual work, collaborative spaces, or team activities.

The Akt table surface provides plenty of space for writing or planning, all on a unitized frame for improved structural strength and stability.

**Please note:** Custom orders and whiteboard top option are subject to an upcharge and laminate availability. Please contact your sales representative for current availability and lead time information.


SCS Indoor Advantage Gold Certified.

### Standard Includes

- 1-1/8" thick HPL top with T-mold edge band
- Powder-coated steel legs in platinum
- Unitized frame for improved structural strength and stability
- Integrated foot rest
- 3" dual-wheel casters (two locking)

### Options

- Available in three heights: 29", 36", and 42" (two taller sizes include integrated foot rest)
- Available in multiple size and shape table tops
- Customizable HPL (see p. 7-8 for swatches)
- Customizable edge band (see p. 7-8 for swatches)
- Angled legs available in rectangle or round shape



Part No.	Description	Dimensions	Ship Wt.	Base MSRP
<b>A. Akt Table (36"H) - Rectangular Legs</b>				
SD-AA36R-XXXX-XX	Akt Table (6020 Rectangle) - Rectangular Legs	36"H × 60"W × 20"D	TBD	\$1,279.40
SD-AC36R-XXXX-XX	Akt Table (6024 Rectangle) - Rectangular Legs	36"H × 60"W × 24"D	TBD	\$1,291.64
SD-AB36R-XXXX-XX	Akt Table (7220 Rectangle) - Rectangular Legs	36"H × 72"W × 20"D	TBD	\$1,329.59
SD-AD36R-XXXX-XX	Akt Table (7224 Rectangle) - Rectangular Legs	36"H × 72"W × 24"D	TBD	\$1,341.83
SD-AE36R-XXXX-XX	Akt Table (6030 Rectangle) - Rectangular Legs	36"H × 60"W × 30"D	TBD	\$1,374.89
SD-AG36R-XXXX-XX	Akt Table (7230 Rectangle) - Rectangular Legs	36"H × 72"W × 30"D	TBD	\$1,398.15
SD-AK36R-XXXX-XX	Akt Table (6036 Rectangle) - Rectangular Legs	36"H × 60"W × 36"D	TBD	\$1,502.22
SD-AL36R-XXXX-XX	Akt Table (7236 Rectangle) - Rectangular Legs	36"H × 72"W × 36"D	TBD	\$1,552.41
SD-AF36R-XXXX-XX	Akt Table (7230 Racetrack) - Rectangular Legs	36"H × 72"W × 30"D	TBD	\$1,377.34
SD-AH36R-XXXX-XX	Akt Table (36 Round) - Rectangular Legs	36"H × 36"W × 36"D	TBD	\$1,221.85
SD-AJ36R-XXXX-XX	Akt Table (36 Square) - Rectangular Legs	36"H × 36"W × 36"D	TBD	\$1,279.40
SD-AM36R-XXXX-XX	Akt Table (48 Round) - Rectangular Legs	36"H × 48"W × 48"D	TBD	\$1,302.66
SD-AN36R-XXXX-XX	Akt Table (48 Square) - Rectangular Legs	36"H × 48"W × 48"D	TBD	\$1,383.46
SD-AP36R-XXXX-XX	Akt Table (60 Round) - Rectangular Legs	36"H × 60"W × 60"D	TBD	\$1,567.10
SD-AT36R-XXXX-XX	Akt Table (Wavy Rectangle) - Rectangular Legs	36"H × 58.8"W × 32.6"D	TBD	\$1,339.38
SD-AU36R-XXXX-XX	Akt Table (Wavy Square) - Rectangular Legs	36"H × 30"W × 30.3"D	TBD	\$1,160.64
SD-AY36R-XXXX-XX	Akt Table (Quad) - Rectangular Legs	36"H × 47.4"W × 35.7"D	TBD	\$1,278.17



## Akt Table (36"H) - Round Legs

The Akt collection combines the principles of human development to be able to "Akt" with purpose and intention. The Akt tables are ideally suited for secondary learners, higher education students, and the employees in the workforce. With sophistication and sleek style, Akt tables can be used for individual work, collaborative spaces, or team activities.

The Akt table surface provides plenty of space for writing or planning, all on a unitized frame for improved structural strength and stability.

**Please note:** Custom orders and whiteboard top option are subject to an upcharge and laminate availability. Please contact your sales representative for current availability and lead time information.


SCS Indoor Advantage Gold Certified.

### Standard Includes

- 1-1/8" thick HPL top with T-mold edge band
- Powder-coated steel legs in platinum
- Unitized frame for improved structural strength and stability
- Integrated foot rest
- 3" dual-wheel casters (two locking)

### Options

- Available in three heights: 29", 36", and 42" (two taller sizes include integrated foot rest)
- Available in multiple size and shape table tops
- Customizable HPL (see p. 7-8 for swatches)
- Customizable edge band (see p. 7-8 for swatches)
- Angled legs available in rectangle or round shape



Part No.	Description	Dimensions	Ship Wt.	Base MSRP
<b>A. Akt Table (36"H) - Round Legs</b>				
SD-AA36F-XXXX-XX	Akt Table (6020 Rectangle) - Round Legs	36"H x 60"W x 20"D	TBD	\$1,346.73
SD-AC36F-XXXX-XX	Akt Table (6024 Rectangle) - Round Legs	36"H x 60"W x 24"D	TBD	\$1,360.20
SD-AB36F-XXXX-XX	Akt Table (7220 Rectangle) - Round Legs	36"H x 72"W x 20"D	TBD	\$1,407.95
SD-AD36F-XXXX-XX	Akt Table (7224 Rectangle) - Round Legs	36"H x 72"W x 24"D	TBD	\$1,420.19
SD-AE36F-XXXX-XX	Akt Table (6030 Rectangle) - Round Legs	36"H x 60"W x 30"D	TBD	\$1,469.16
SD-AG36F-XXXX-XX	Akt Table (7230 Rectangle) - Round Legs	36"H x 72"W x 30"D	TBD	\$1,481.40
SD-AK36F-XXXX-XX	Akt Table (6036 Rectangle) - Round Legs	36"H x 60"W x 36"D	TBD	\$1,581.80
SD-AL36F-XXXX-XX	Akt Table (7236 Rectangle) - Round Legs	36"H x 72"W x 36"D	TBD	\$1,643.01
SD-AF36F-XXXX-XX	Akt Table (7230 Racetrack) - Round Legs	36"H x 72"W x 30"D	TBD	\$1,449.57
SD-AH36F-XXXX-XX	Akt Table (36 Round) - Round Legs	36"H x 36"W x 36"D	TBD	\$1,280.62
SD-AJ36F-XXXX-XX	Akt Table (36 Square) - Round Legs	36"H x 36"W x 36"D	TBD	\$1,354.08
SD-AM36F-XXXX-XX	Akt Table (48 Round) - Round Legs	36"H x 48"W x 48"D	TBD	\$1,368.77
SD-AN36F-XXXX-XX	Akt Table (48 Square) - Round Legs	36"H x 48"W x 48"D	TBD	\$1,469.16
SD-AP36F-XXXX-XX	Akt Table (60 Round) - Round Legs	36"H x 60"W x 60"D	TBD	\$1,652.81
SD-AT36F-XXXX-XX	Akt Table (Wavy Rectangle) - Round Legs	36"H x 58.8"W x 32.6"D	TBD	\$1,409.17
SD-AU36F-XXXX-XX	Akt Table (Wavy Square) - Round Legs	36"H x 30"W x 30.3"D	TBD	\$1,225.53
SD-AY36F-XXXX-XX	Akt Table (Quad) - Round Legs	36"H x 47.4"W x 35.7"D	TBD	\$1,346.73





## Akt Table (42"H) - Rectangular Legs

The Akt collection combines the principles of human development to be able to "Akt" with purpose and intention. The Akt tables are ideally suited for secondary learners, higher education students, and the employees in the workforce. With sophistication and sleek style, Akt tables can be used for individual work, collaborative spaces, or team activities.

The Akt table surface provides plenty of space for writing or planning, all on a unitized frame for improved structural strength and stability.

**Please note:** Custom orders and whiteboard top option are subject to an upcharge and laminate availability. Please contact your sales representative for current availability and lead time information.


SCS Indoor Advantage Gold Certified.

### Standard Includes

- 1-1/8" thick HPL top with T-mold edge band
- Powder-coated steel legs in platinum
- Unitized frame for improved structural strength and stability
- Integrated foot rest
- 3" dual-wheel casters (two locking)

### Options

- Available in three heights: 29", 36", and 42" (two taller sizes include integrated foot rest)
- Available in multiple size and shape table tops
- Customizable HPL (see p. 7-8 for swatches)
- Customizable edge band (see p. 7-8 for swatches)
- Angled legs available in rectangle or round shape



Part No.	Description	Dimensions	Ship Wt.	Base MSRP
<b>A. Akt Table (42"H) - Rectangular Legs</b>				
SD-AA42R-XXXX-XX	Akt Table (6020 Rectangle) - Rectangular Legs	42"H × 60"W × 20"D	TBD	\$1,332.04
SD-AC42R-XXXX-XX	Akt Table (6024 Rectangle) - Rectangular Legs	42"H × 60"W × 24"D	TBD	\$1,343.06
SD-AB42R-XXXX-XX	Akt Table (7220 Rectangle) - Rectangular Legs	42"H × 72"W × 20"D	TBD	\$1,382.24
SD-AD42R-XXXX-XX	Akt Table (7224 Rectangle) - Rectangular Legs	42"H × 72"W × 24"D	TBD	\$1,393.25
SD-AE42R-XXXX-XX	Akt Table (6030 Rectangle) - Rectangular Legs	42"H × 60"W × 30"D	TBD	\$1,426.31
SD-AG42R-XXXX-XX	Akt Table (7230 Rectangle) - Rectangular Legs	42"H × 72"W × 30"D	TBD	\$1,449.57
SD-AK42R-XXXX-XX	Akt Table (6036 Rectangle) - Rectangular Legs	42"H × 60"W × 36"D	TBD	\$1,553.64
SD-AL42R-XXXX-XX	Akt Table (7236 Rectangle) - Rectangular Legs	42"H × 72"W × 36"D	TBD	\$1,603.83
SD-AF42R-XXXX-XX	Akt Table (7230 Racetrack) - Rectangular Legs	42"H × 72"W × 30"D	TBD	\$1,428.76
SD-AH42R-XXXX-XX	Akt Table (36 Round) - Rectangular Legs	42"H × 36"W × 36"D	TBD	\$1,283.07
SD-AJ42R-XXXX-XX	Akt Table (36 Square) - Rectangular Legs	42"H × 36"W × 36"D	TBD	\$1,330.82
SD-AM42R-XXXX-XX	Akt Table (48 Round) - Rectangular Legs	42"H × 48"W × 48"D	TBD	\$1,354.08
SD-AN42R-XXXX-XX	Akt Table (48 Square) - Rectangular Legs	42"H × 48"W × 48"D	TBD	\$1,434.88
SD-AP42R-XXXX-XX	Akt Table (60 Round) - Rectangular Legs	42"H × 60"W × 60"D	TBD	\$1,617.31
SD-AT42R-XXXX-XX	Akt Table (Wavy Rectangle) - Rectangular Legs	42"H × 58.8"W × 32.6"D	TBD	\$1,394.48
SD-AU42R-XXXX-XX	Akt Table (Wavy Square) - Rectangular Legs	42"H × 30"W × 30.3"D	TBD	\$1,215.74
SD-AY42R-XXXX-XX	Akt Table (Quad) - Rectangular Legs	42"H × 47.4"W × 35.7"D	TBD	\$1,329.59



## Akt Table (42"H) - Round Legs

The Akt collection combines the principles of human development to be able to "Akt" with purpose and intention. The Akt tables are ideally suited for secondary learners, higher education students, and the employees in the workforce. With sophistication and sleek style, Akt tables can be used for individual work, collaborative spaces, or team activities.

The Akt table surface provides plenty of space for writing or planning, all on a unitized frame for improved structural strength and stability.

**Please note:** Custom orders and whiteboard top option are subject to an upcharge and laminate availability. Please contact your sales representative for current availability and lead time information.


SCS Indoor Advantage Gold Certified.

### Standard Includes

- 1-1/8" thick HPL top with T-mold edge band
- Powder-coated steel legs in platinum
- Unitized frame for improved structural strength and stability
- Integrated foot rest
- 3" dual-wheel casters (two locking)

### Options

- Available in three heights: 29", 36", and 42" (two taller sizes include integrated foot rest)
- Available in multiple size and shape table tops
- Customizable HPL (see p. 7-8 for swatches)
- Customizable edge band (see p. 7-8 for swatches)
- Angled legs available in rectangle or round shape



Part No.	Description	Dimensions	Ship Wt.	Base MSRP
<b>A. Akt Table (42"H) - Round Legs</b>				
SD-AA42F-XXXX-XX	Akt Table (6020 Rectangle) - Round Legs	42"H x 60"W x 20"D	TBD	\$1,379.79
SD-AC42F-XXXX-XX	Akt Table (6024 Rectangle) - Round Legs	42"H x 60"W x 24"D	TBD	\$1,392.03
SD-AB42F-XXXX-XX	Akt Table (7220 Rectangle) - Round Legs	42"H x 72"W x 20"D	TBD	\$1,439.78
SD-AD42F-XXXX-XX	Akt Table (7224 Rectangle) - Round Legs	42"H x 72"W x 24"D	TBD	\$1,453.25
SD-AE42F-XXXX-XX	Akt Table (6030 Rectangle) - Round Legs	42"H x 60"W x 30"D	TBD	\$1,500.99
SD-AG42F-XXXX-XX	Akt Table (7230 Rectangle) - Round Legs	42"H x 72"W x 30"D	TBD	\$1,513.23
SD-AK42F-XXXX-XX	Akt Table (6036 Rectangle) - Round Legs	42"H x 60"W x 36"D	TBD	\$1,614.86
SD-AL42F-XXXX-XX	Akt Table (7236 Rectangle) - Round Legs	42"H x 72"W x 36"D	TBD	\$1,674.84
SD-AF42F-XXXX-XX	Akt Table (7230 Racetrack) - Round Legs	42"H x 72"W x 30"D	TBD	\$1,481.40
SD-AH42F-XXXX-XX	Akt Table (36 Round) - Round Legs	42"H x 36"W x 36"D	TBD	\$1,312.45
SD-AJ42F-XXXX-XX	Akt Table (36 Square) - Round Legs	42"H x 36"W x 36"D	TBD	\$1,385.91
SD-AM42F-XXXX-XX	Akt Table (48 Round) - Round Legs	42"H x 48"W x 48"D	TBD	\$1,400.60
SD-AN42F-XXXX-XX	Akt Table (48 Square) - Round Legs	42"H x 48"W x 48"D	TBD	\$1,502.22
SD-AP42F-XXXX-XX	Akt Table (60 Round) - Round Legs	42"H x 60"W x 60"D	TBD	\$1,685.87
SD-AT42F-XXXX-XX	Akt Table (Wavy Rectangle) - Round Legs	42"H x 58.8"W x 32.6"D	TBD	\$1,447.12
SD-AU42F-XXXX-XX	Akt Table (Wavy Square) - Round Legs	42"H x 30"W x 30.3"D	TBD	\$1,258.58
SD-AY42F-XXXX-XX	Akt Table (Quad) - Round Legs	42"H x 47.4"W x 35.7"D	TBD	\$1,379.79



## Akt Table + Butcher Block (29"H)

The Akt collection combines the principles of human development to be able to "Akt" with purpose and intention. The Akt tables are ideally suited for secondary learners, higher education students, and the employees in the workforce. With sophistication and sleek style, Akt tables can be used for individual work, collaborative spaces, or team activities.

Featured with a solid wood butcher block top, the Akt table surface provides plenty of space for writing or planning, all on a unitized frame for improved structural strength and stability.

**Please note:** Custom orders and whiteboard top option are subject to an upcharge and laminate availability. Please contact your sales representative for current availability and lead time information.

SCS Indoor Advantage Gold Certified.

### Standard Includes

- 1-1/2" thick solid wood butcher block
- Powder-coated steel legs in platinum
- Unitized frame for improved structural strength and stability
- 3" dual-wheel casters (two locking)

### Options

- Available in three heights: 29", 36", and 42" (two taller sizes include integrated foot rest)
- Available in multiple size table tops
- Angled legs available in rectangle or round shape

Part No.	Description	Dimensions	Ship Wt.	Base MSRP
<b>A. Akt Table + Butcher Block (29"H) - Rectangular Legs</b>				
SD-AC29R-BUTCHER	Akt Table - Butcher Block (6024 Rectangle) - Rectangular Legs	29"H × 60"W × 24"D	TBD	\$1,880.76
SD-AE29R-BUTCHER	Akt Table - Butcher Block (6030 Rectangle) - Rectangular Legs	29"H × 60"W × 30"D	TBD	\$2,175.76
SD-AG29R-BUTCHER	Akt Table - Butcher Block (7230 Rectangle) - Rectangular Legs	29"H × 72"W × 30"D	TBD	\$2,551.21
SD-AK29R-BUTCHER	Akt Table - Butcher Block (6036 Rectangle) - Rectangular Legs	29"H × 60"W × 36"D	TBD	\$2,489.41
SD-AL29R-BUTCHER	Akt Table - Butcher Block (7236 Rectangle) - Rectangular Legs	29"H × 72"W × 36"D	TBD	\$2,863.70
SD-AJ29R-BUTCHER	Akt Table - Butcher Block (3636 Rectangle) - Rectangular Legs	29"H × 36"W × 36"D	TBD	\$1,765.32
<b>B. Akt Table + Butcher Block (29"H) - Round Legs</b>				
SD-AC29F-BUTCHER	Akt Table - Butcher Block (6024 Rectangle) - Round Legs	29"H × 60"W × 24"D	TBD	\$1,892.42
SD-AE29F-BUTCHER	Akt Table - Butcher Block (6030 Rectangle) - Round Legs	29"H × 60"W × 30"D	TBD	\$2,187.42
SD-AG29F-BUTCHER	Akt Table - Butcher Block (7230 Rectangle) - Round Legs	29"H × 72"W × 30"D	TBD	\$2,562.87
SD-AK29F-BUTCHER	Akt Table - Butcher Block (6036 Rectangle) - Round Legs	29"H × 60"W × 36"D	TBD	\$2,501.07
SD-AL29F-BUTCHER	Akt Table - Butcher Block (7236 Rectangle) - Round Legs	29"H × 72"W × 36"D	TBD	\$2,874.19
SD-AJ29F-BUTCHER	Akt Table - Butcher Block (3636 Rectangle) - Round Legs	29"H × 36"W × 36"D	TBD	\$1,776.98



## Akt Table + Butcher Block (36"H)

The Akt collection combines the principles of human development to be able to "Akt" with purpose and intention. The Akt tables are ideally suited for secondary learners, higher education students, and the employees in the workforce. With sophistication and sleek style, Akt tables can be used for individual work, collaborative spaces, or team activities.

Featured with a solid wood butcher block top, the Akt table surface provides plenty of space for writing or planning, all on a unitized frame for improved structural strength and stability.

**Please note:** Custom orders and whiteboard top option are subject to an upcharge and laminate availability. Please contact your sales representative for current availability and lead time information.

SCS Indoor Advantage Gold Certified.

### Standard Includes

- 1-1/2" thick solid wood butcher block
- Powder-coated steel legs in platinum
- Unitized frame for improved structural strength and stability
- Integrated foot rest
- 3" dual-wheel casters (two locking)

### Options

- Available in three heights: 29", 36", and 42" (two taller sizes include integrated foot rest)
- Available in multiple size table tops
- Angled legs available in rectangle or round shape

Part No.	Description	Dimensions	Ship Wt.	Base MSRP
<b>A. Akt Table + Butcher Block (36"H) - Rectangular Legs</b>				
SD-AC36R-BUTCHER	Akt Table - Butcher Block (6024 Rectangle) - Rectangular Legs	36"H x 60"W x 24"D	TBD	\$2,025.34
SD-AE36R-BUTCHER	Akt Table - Butcher Block (6030 Rectangle) - Rectangular Legs	36"H x 60"W x 30"D	TBD	\$2,320.34
SD-AG36R-BUTCHER	Akt Table - Butcher Block (7230 Rectangle) - Rectangular Legs	36"H x 72"W x 30"D	TBD	\$2,688.80
SD-AK36R-BUTCHER	Akt Table - Butcher Block (6036 Rectangle) - Rectangular Legs	36"H x 60"W x 36"D	TBD	\$2,633.99
SD-AL36R-BUTCHER	Akt Table - Butcher Block (7236 Rectangle) - Rectangular Legs	36"H x 72"W x 36"D	TBD	\$3,000.12
SD-AJ36R-BUTCHER	Akt Table - Butcher Block (3636 Rectangle) - Rectangular Legs	36"H x 36"W x 36"D	TBD	\$1,940.22
<b>B. Akt Table + Butcher Block (36"H) - Round Legs</b>				
SD-AC36F-BUTCHER	Akt Table - Butcher Block (6024 Rectangle) - Round Legs	36"H x 60"W x 24"D	TBD	\$2,062.65
SD-AE36F-BUTCHER	Akt Table - Butcher Block (6030 Rectangle) - Round Legs	36"H x 60"W x 30"D	TBD	\$2,357.65
SD-AG36F-BUTCHER	Akt Table - Butcher Block (7230 Rectangle) - Round Legs	36"H x 72"W x 30"D	TBD	\$2,726.11
SD-AK36F-BUTCHER	Akt Table - Butcher Block (6036 Rectangle) - Round Legs	36"H x 60"W x 36"D	TBD	\$2,671.31
SD-AL36F-BUTCHER	Akt Table - Butcher Block (7236 Rectangle) - Round Legs	36"H x 72"W x 36"D	TBD	\$3,037.43
SD-AJ36F-BUTCHER	Akt Table - Butcher Block (3636 Rectangle) - Round Legs	36"H x 36"W x 36"D	TBD	\$1,977.54



## Akt Table + Butcher Block (42"H)

The Akt collection combines the principles of human development to be able to "Akt" with purpose and intention. The Akt tables are ideally suited for secondary learners, higher education students, and the employees in the workforce. With sophistication and sleek style, Akt tables can be used for individual work, collaborative spaces, or team activities.

Featured with a solid wood butcher block top, the Akt table surface provides plenty of space for writing or planning, all on a unitized frame for improved structural strength and stability.

**Please note:** Custom orders and whiteboard top option are subject to an upcharge and laminate availability. Please contact your sales representative for current availability and lead time information.

SCS Indoor Advantage Gold Certified.

### Standard Includes

- 1-1/2" thick solid wood butcher block
- Powder-coated steel legs in platinum
- Unitized frame for improved structural strength and stability
- Integrated foot rest
- 3" dual-wheel casters (two locking)

### Options

- Available in three heights: 29", 36", and 42" (two taller sizes include integrated foot rest)
- Available in multiple size table tops
- Angled legs available in rectangle or round shape

Part No.	Description	Dimensions	Ship Wt.	Base MSRP
<b>A. Akt Table + Butcher Block (42"H) - Rectangular Legs</b>				
SD-AC42R-BUTCHER	Akt Table - Butcher Block (6024 Rectangle) - Rectangular Legs	42"H x 60"W x 24"D	TBD	\$2,078.98
SD-AE42R-BUTCHER	Akt Table - Butcher Block (6030 Rectangle) - Rectangular Legs	42"H x 60"W x 30"D	TBD	\$2,373.98
SD-AG42R-BUTCHER	Akt Table - Butcher Block (7230 Rectangle) - Rectangular Legs	42"H x 72"W x 30"D	TBD	\$2,742.43
SD-AK42R-BUTCHER	Akt Table - Butcher Block (6036 Rectangle) - Rectangular Legs	42"H x 60"W x 42"D	TBD	\$2,687.63
SD-AL42R-BUTCHER	Akt Table - Butcher Block (7236 Rectangle) - Rectangular Legs	42"H x 72"W x 42"D	TBD	\$3,053.75
SD-AJ42R-BUTCHER	Akt Table - Butcher Block (3636 Rectangle) - Rectangular Legs	42"H x 36"W x 36"D	TBD	\$1,993.86
<b>B. Akt Table + Butcher Block (42"H) - Round Legs</b>				
SD-AC42F-BUTCHER	Akt Table - Butcher Block (6024 Rectangle) - Round Legs	42"H x 60"W x 24"D	TBD	\$2,097.63
SD-AE42F-BUTCHER	Akt Table - Butcher Block (6030 Rectangle) - Round Legs	42"H x 60"W x 30"D	TBD	\$2,391.47
SD-AG42F-BUTCHER	Akt Table - Butcher Block (7230 Rectangle) - Round Legs	42"H x 72"W x 30"D	TBD	\$2,759.92
SD-AK42F-BUTCHER	Akt Table - Butcher Block (6036 Rectangle) - Round Legs	42"H x 60"W x 42"D	TBD	\$2,705.12
SD-AL42F-BUTCHER	Akt Table - Butcher Block (7236 Rectangle) - Round Legs	42"H x 72"W x 42"D	TBD	\$3,071.24
SD-AJ42F-BUTCHER	Akt Table - Butcher Block (3636 Rectangle) - Round Legs	42"H x 36"W x 36"D	TBD	\$2,011.35



## MooreCo Frequency Table (C-Leg)

Our Frequency tables are flexible, functional, and customizable.

Rectangle works surface with fixed height legs (29"H). Standard with glides or casters. Base available in platinum, charcoal metallic, or black finish. Available in a variety of laminate and edge band options.

SCS Indoor Advantage Gold Certified.

### Standard Includes

- 1-1/8" HPL top
- Rectangular work surface (.R)
- 29" fixed height
- Casters (.FRC) or glides (.FRG)
- C-Leg base (.C)

### Required to Specify

Finishes:

- Laminate selections (-XXXX) (see pp. 7–10 for swatches)
- Edgeband selections (-XX) (see p. 11 for swatches)

Base:

- Black (.7BK)
- Charcoal Metallic (.7CM)
- Platinum (.7PL)

Part No.	Description	Dimensions	Base MSRP
<b>A. Frequency Table (C-Leg) - Glides</b>			
TB.FRG.C.R.3624.7XX-XXXX-XX	Frequency Table (C-Leg) – 3624 Rectangle (Glides)	29"H × 36"W × 24"D	CALL
TB.FRG.C.R.4824.7XX-XXXX-XX	Frequency Table (C-Leg) – 4824 Rectangle (Glides)	29"H × 48"W × 24"D	CALL
TB.FRG.C.R.5424.7XX-XXXX-XX	Frequency Table (C-Leg) – 5424 Rectangle (Glides)	29"H × 54"W × 24"D	CALL
TB.FRG.C.R.5430.7XX-XXXX-XX	Frequency Table (C-Leg) – 5430 Rectangle (Glides)	29"H × 54"W × 30"D	CALL
TB.FRG.C.R.6024.7XX-XXXX-XX	Frequency Table (C-Leg) – 6024 Rectangle (Glides)	29"H × 60"W × 24"D	CALL
TB.FRG.C.R.6030.7XX-XXXX-XX	Frequency Table (C-Leg) – 6030 Rectangle (Glides)	29"H × 60"W × 30"D	CALL
TB.FRG.C.R.7224.7XX-XXXX-XX	Frequency Table (C-Leg) – 7224 Rectangle (Glides)	29"H × 72"W × 24"D	CALL
TB.FRG.C.R.7230.7XX-XXXX-XX	Frequency Table (C-Leg) – 7230 Rectangle (Glides)	29"H × 72"W × 30"D	CALL
<b>B. Frequency Table (C-Leg) - Casters</b>			
TB.FRC.C.R.3624.7XX-XXXX-XX	Frequency Table (C-Leg) – 3624 Rectangle (Casters)	29"H × 36"W × 24"D	CALL
TB.FRC.C.R.4824.7XX-XXXX-XX	Frequency Table (C-Leg) – 4824 Rectangle (Casters)	29"H × 48"W × 24"D	CALL
TB.FRC.C.R.5424.7XX-XXXX-XX	Frequency Table (C-Leg) – 5424 Rectangle (Casters)	29"H × 54"W × 24"D	CALL
TB.FRC.C.R.5430.7XX-XXXX-XX	Frequency Table (C-Leg) – 5430 Rectangle (Casters)	29"H × 54"W × 30"D	CALL
TB.FRC.C.R.6024.7XX-XXXX-XX	Frequency Table (C-Leg) – 6024 Rectangle (Casters)	29"H × 60"W × 24"D	CALL
TB.FRC.C.R.6030.7XX-XXXX-XX	Frequency Table (C-Leg) – 6030 Rectangle (Casters)	29"H × 60"W × 30"D	CALL
TB.FRC.C.R.7224.7XX-XXXX-XX	Frequency Table (C-Leg) – 7224 Rectangle (Casters)	29"H × 72"W × 24"D	CALL
TB.FRC.C.R.7230.7XX-XXXX-XX	Frequency Table (C-Leg) – 7230 Rectangle (Casters)	29"H × 72"W × 30"D	CALL

Pricing is subject to change every six months due to costs of raw materials.



## MooreCo Frequency Table (Flip Top T-Leg)

Our Frequency tables are flexible, functional, and customizable.

Rectangle works surface with fixed height legs (29"H). Standard with casters. Base available in platinum, charcoal metallic, or black finish. Available in a variety of laminate and edge band options.

SCS Indoor Advantage Gold Certified.

### Standard Includes

- 1-1/8" HPL top
- Rectangular work surface (.R)
- 29" fixed height
- Casters (.FRC)
- Flip top T-Leg base (.FT)

### Required to Specify

Finishes:

- Laminate selections (-XXXX) (see pp. 7–10 for swatches)
- Edgeband selections (-XX) (see p. 11 for swatches)

Base:

- Black (.7BK)
- Charcoal Metallic (.7CM)
- Platinum (.7PL)

### Options

- Standard grommets (add \$15 to list price) (-G)

Part No.	Description	Dimensions	Base MSRP
<b>A. Frequency Table (Flip Top T-Leg)</b>			
TB.FRC.FT.R.3624.7XX-XXXX-XX	Frequency Table (Flip Top T-Leg) – 3624 Rectangle (Casters)	29"H × 36"W × 24"D	CALL
TB.FRC.FT.R.4824.7XX-XXXX-XX	Frequency Table (Flip Top T-Leg) – 4824 Rectangle (Casters)	29"H × 48"W × 24"D	CALL
TB.FRC.FT.R.5424.7XX-XXXX-XX	Frequency Table (Flip Top T-Leg) – 5424 Rectangle (Casters)	29"H × 54"W × 24"D	CALL
TB.FRC.FT.R.5430.7XX-XXXX-XX	Frequency Table (Flip Top T-Leg) – 5430 Rectangle (Casters)	29"H × 54"W × 30"D	CALL
TB.FRC.FT.R.6024.7XX-XXXX-XX	Frequency Table (Flip Top T-Leg) – 6024 Rectangle (Casters)	29"H × 60"W × 24"D	CALL
TB.FRC.FT.R.6030.7XX-XXXX-XX	Frequency Table (Flip Top T-Leg) – 6030 Rectangle (Casters)	29"H × 60"W × 30"D	CALL
TB.FRC.FT.R.7224.7XX-XXXX-XX	Frequency Table (Flip Top T-Leg) – 7224 Rectangle (Casters)	29"H × 72"W × 24"D	CALL
TB.FRC.FT.R.7230.7XX-XXXX-XX	Frequency Table (Flip Top T-Leg) – 7230 Rectangle (Casters)	29"H × 72"W × 30"D	CALL

Pricing is subject to change every six months due to costs of raw materials.



## MooreCo Frequency Table (X-Base)

Our Frequency tables are flexible, functional, and customizable.

Rectangle works surface with fixed height legs (29"H). Standard with casters. Base available in platinum, charcoal metallic, or black finish. Available in a variety of laminate and edge band options.

SCS Indoor Advantage Gold Certified.

### Standard Includes

- 1-1/8" HPL top
- Rectangular work surface (.R)
- Round work surface (.RD)
- Fixed height: 29", 36", or 42"
- Spring clip adjustable
- Casters (.FRC) or glides (.FRG)

### Required to Specify

Finishes:

- Laminate selections (-XXXX) (see pp. 7-10 for swatches)
- Edgeband selections (-XX) (see p. 11 for swatches)

Base:

- Black (.7BK)
- Charcoal Metallic (.7CM)
- Platinum (.7PL)

Part No.	Description	Dimensions	Base MSRP
<b>A. Frequency Table (X-Base) - Glides</b>			
TB.FRG.X.R.2828.29.7XX-XXXX-XX	Frequency Table (X-Base) – 2828 Square (Glides)	29"H × 28"W × 28"D	CALL
TB.FRG.X.R.3636.29.7XX-XXXX-XX	Frequency Table (X-Base) – 3636 Square (Glides)	29"H × 36"W × 36"D	CALL
TB.FRG.X.R.4242.29.7XX-XXXX-XX	Frequency Table (X-Base) – 4242 Square (Glides)	29"H × 42"W × 42"D	CALL
TB.FRG.X.RD.2828.29.7XX-XXXX-XX	Frequency Table (X-Base) – 2828 Round (Glides)	29"H × 28"W × 28"D	CALL
TB.FRG.X.RD.3636.29.7XX-XXXX-XX	Frequency Table (X-Base) – 3636 Round (Glides)	29"H × 36"W × 36"D	CALL
TB.FRG.X.RD.4242.29.7XX-XXXX-XX	Frequency Table (X-Base) – 4242 Round (Glides)	29"H × 42"W × 42"D	CALL
TB.FRG.X.R.3636.36.7XX-XXXX-XX	Frequency Table (X-Base) – 3636 Square (Glides)	36"H × 36"W × 36"D	CALL
TB.FRG.X.RD.3636.36.7XX-XXXX-XX	Frequency Table (X-Base) – 3636 Round (Glides)	36"H × 36"W × 36"D	CALL
TB.FRG.X.R.3636.42.7XX-XXXX-XX	Frequency Table (X-Base) – 3636 Square (Glides)	42"H × 36"W × 36"D	CALL
TB.FRG.X.RD.3636.42.7XX-XXXX-XX	Frequency Table (X-Base) – 3636 Round (Glides)	42"H × 36"W × 36"D	CALL
<b>B. Frequency Table (X-Base) - Casters</b>			
TB.FRC.X.R.2828.29.7XX-XXXX-XX	Frequency Table (X-Base) – 2828 Square (Casters)	29"H × 28"W × 28"D	CALL
TB.FRC.X.R.3636.29.7XX-XXXX-XX	Frequency Table (X-Base) – 3636 Square (Casters)	29"H × 36"W × 36"D	CALL
TB.FRC.X.R.4242.29.7XX-XXXX-XX	Frequency Table (X-Base) – 4242 Square (Casters)	29"H × 42"W × 42"D	CALL
TB.FRC.X.RD.2828.29.7XX-XXXX-XX	Frequency Table (X-Base) – 2828 Round (Casters)	29"H × 28"W × 28"D	CALL
TB.FRC.X.RD.3636.29.7XX-XXXX-XX	Frequency Table (X-Base) – 3636 Round (Casters)	29"H × 36"W × 36"D	CALL
TB.FRC.X.RD.4242.29.7XX-XXXX-XX	Frequency Table (X-Base) – 4242 Round (Casters)	29"H × 42"W × 42"D	CALL
TB.FRC.X.R.3636.36.7XX-XXXX-XX	Frequency Table (X-Base) – 3636 Square (Casters)	36"H × 36"W × 36"D	CALL
TB.FRC.X.RD.3636.36.7XX-XXXX-XX	Frequency Table (X-Base) – 3636 Round (Casters)	36"H × 36"W × 36"D	CALL
TB.FRC.X.R.3636.42.7XX-XXXX-XX	Frequency Table (X-Base) – 3636 Square (Casters)	42"H × 36"W × 36"D	CALL
TB.FRC.X.RD.3636.42.7XX-XXXX-XX	Frequency Table (X-Base) – 3636 Round (Casters)	42"H × 36"W × 36"D	CALL





## MooreCo Frequency Table (Adjustable X-Base)

Our Frequency tables are flexible, functional, and customizable.

Rectangle works surface with fixed height legs (29"H). Standard with casters. Base available in platinum, charcoal metallic, or black finish. Available in a variety of laminate and edge band options.

SCS Indoor Advantage Gold Certified.

### Standard Includes

- 1-1/8" HPL top
- Rectangular work surface (.R)
- Round work surface (.RD)
- Height adjustable: 26" – 35" (.A)
- Spring clip adjustable
- Casters (.FRC) or glides (.FRG)

### Required to Specify

Finishes:

- Laminate selections (-XXXX) (see pp. 7–10 for swatches)
- Edgeband selections (-XX) (see p. 11 for swatches)

Base:

- Black (.7BK)
- Charcoal Metallic (.7CM)
- Platinum (.7PL)

Part No.	Description	Dimensions	Base MSRP
<b>A. Frequency Table (Adjustable X-Base)</b>			
TB.FRC.X.R.2828.A.7XX-XXXX-XX	Frequency Table (Adjustable X-Base) – 2828 Square (Casters)	26" – 35"H × 28"W × 28"D	CALL
TB.FRC.X.R.3636.A.7XX-XXXX-XX	Frequency Table (Adjustable X-Base) – 3636 Square (Casters)	26" – 35"H × 36"W × 36"D	CALL
TB.FRC.X.R.4242.A.7XX-XXXX-XX	Frequency Table (Adjustable X-Base) – 4242 Square (Casters)	26" – 35"H × 42"W × 42"D	CALL
TB.FRC.X.RD.2828.A.7XX-XXXX-XX	Frequency Table (Adjustable X-Base) – 2828 Round (Casters)	26" – 35"H × 28"W × 28"D	CALL
TB.FRC.X.RD.3636.A.7XX-XXXX-XX	Frequency Table (Adjustable X-Base) – 3636 Round (Casters)	26" – 35"H × 36"W × 36"D	CALL
TB.FRC.X.RD.4242.A.7XX-XXXX-XX	Frequency Table (Adjustable X-Base) – 4242 Round (Casters)	26" – 35"H × 42"W × 42"D	CALL



## Inklüd Table (Fixed Height C-Leg)

Empower users to maximize their productivity with the versatile line of Inklüd tables. A practical solution for middle school, higher education, and commercial use, the sleek, simple profile suits any environment.

This line adapts to fulfill virtually any function with customizations like flip tops, mobile bases, and adjustable heights. Ideal for shared spaces, users can quickly configure tables to create their optimal working environment.

**Please note:** Custom orders and whiteboard top option are subject to an upcharge and laminate availability. Please contact your sales representative for current availability and lead time information.

SCS Indoor Advantage Gold Certified.

### Standard Includes

- 1-1/8" thick HPL top with T-mold edge band
- Powder-coated steel base in platinum

### Options

- Available with glides or 3" dual-wheel casters (two locking)
- Available in three fixed heights: 29", 36", and 42"
- Available in multiple size rectangular table tops
- Available with integrated grommets
- Customizable HPL (see p. 7–8 for swatches)
- Customizable edge band (see p. 7–8 for swatches)

Part No.	Description	Dimensions	Ship Wt.	Base MSRP
<b>A. Inklüd Table (29"H C-Leg Base + Casters)</b>				
IN1C1S0ABE-XXXX-XX	3620 Rectangle (Casters / No Grommet)	29"H × 36"W × 20"D	76 lbs	\$710.76
IN1C1S0ACE-XXXX-XX	3624 Rectangle (Casters / No Grommet)	29"H × 36"W × 24"D	88 lbs	\$717.95
IN1C1S0ADE-XXXX-XX	3630 Rectangle (Casters / No Grommet)	29"H × 36"W × 30"D	106 lbs	\$757.99
IN1C1S0ABG-XXXX-XX	4820 Rectangle (Casters / No Grommet)	29"H × 48"W × 20"D	95 lbs	\$748.64
IN1C1S0ACG-XXXX-XX	4824 Rectangle (Casters / No Grommet)	29"H × 48"W × 24"D	111 lbs	\$768.45
IN1C1S0ADG-XXXX-XX	4830 Rectangle (Casters / No Grommet)	29"H × 48"W × 30"D	135 lbs	\$826.17
IN1C1S0ABJ-XXXX-XX	6020 Rectangle (Casters / No Grommet)	29"H × 60"W × 20"D	114 lbs	\$786.51
IN1C1S0ACJ-XXXX-XX	6024 Rectangle (Casters / No Grommet)	29"H × 60"W × 24"D	134 lbs	\$793.70
IN1C1S0ADJ-XXXX-XX	6030 Rectangle (Casters / No Grommet)	29"H × 60"W × 30"D	163 lbs	\$851.42
IN1C1S0ABL-XXXX-XX	7220 Rectangle (Casters / No Grommet)	29"H × 72"W × 20"D	133 lbs	\$824.39
IN1C1S0ACL-XXXX-XX	7224 Rectangle (Casters / No Grommet)	29"H × 72"W × 24"D	157 lbs	\$844.21
IN1C1S0ADL-XXXX-XX	7230 Rectangle (Casters / No Grommet)	29"H × 72"W × 30"D	192 lbs	\$876.68
<b>B. Inklüd Table (29"H C-Leg Base + Glides)</b>				
IN1C0S0ABE-XXXX-XX	3620 Rectangle (Glides / No Grommet)	29"H × 36"W × 20"D	76 lbs	\$691.41
IN1C0S0ACE-XXXX-XX	3624 Rectangle (Glides / No Grommet)	29"H × 36"W × 24"D	89 lbs	\$698.60
IN1C0S0ADE-XXXX-XX	3630 Rectangle (Glides / No Grommet)	29"H × 36"W × 30"D	107 lbs	\$738.64
IN1C0S0ABG-XXXX-XX	4820 Rectangle (Glides / No Grommet)	29"H × 48"W × 20"D	95 lbs	\$729.29
IN1C0S0ACG-XXXX-XX	4824 Rectangle (Glides / No Grommet)	29"H × 48"W × 24"D	112 lbs	\$749.11
IN1C0S0ADG-XXXX-XX	4830 Rectangle (Glides / No Grommet)	29"H × 48"W × 30"D	135 lbs	\$806.83
IN1C0S0ABJ-XXXX-XX	6020 Rectangle (Glides / No Grommet)	29"H × 60"W × 20"D	114 lbs	\$767.17
IN1C0S0ACJ-XXXX-XX	6024 Rectangle (Glides / No Grommet)	29"H × 60"W × 24"D	135 lbs	\$774.36
IN1C0S0ADJ-XXXX-XX	6030 Rectangle (Glides / No Grommet)	29"H × 60"W × 30"D	164 lbs	\$832.08
IN1C0S0ABL-XXXX-XX	7220 Rectangle (Glides / No Grommet)	29"H × 72"W × 20"D	133 lbs	\$805.05
IN1C0S0ACL-XXXX-XX	7224 Rectangle (Glides / No Grommet)	29"H × 72"W × 24"D	157 lbs	\$824.87
IN1C0S0ADL-XXXX-XX	7230 Rectangle (Glides / No Grommet)	29"H × 72"W × 30"D	192 lbs	\$857.33



## Inklüd Table (Fixed Height C-Leg)

Empower users to maximize their productivity with the versatile line of Inklüd tables. A practical solution for middle school, higher education, and commercial use, the sleek, simple profile suits any environment.

This line adapts to fulfill virtually any function with customizations like flip tops, mobile bases, and adjustable heights. Ideal for shared spaces, users can quickly configure tables to create their optimal working environment.

**Please note:** Custom orders and whiteboard top option are subject to an upcharge and laminate availability. Please contact your sales representative for current availability and lead time information.

SCS Indoor Advantage Gold Certified.

### Standard Includes

- 1-1/8" thick HPL top with T-mold edge band
- Powder-coated steel base in platinum

### Options

- Available with glides or 3" dual-wheel casters (two locking)
- Available in three fixed heights: 29", 36", and 42"
- Available in multiple size rectangular table tops
- Available with integrated grommets
- Customizable HPL (see p. 7-8 for swatches)
- Customizable edge band (see p. 7-8 for swatches)

Part No.	Description	Dimensions	Ship Wt.	Base MSRP
<b>A. Inklüd Table (36"H C-Leg Base + Casters)</b>				
IN2C1S0ABE-XXXX-XX	3620 Rectangle (Casters / No Grommet)	36"H × 36"W × 20"D	78 lbs	\$723.56
IN2C1S0ACE-XXXX-XX	3624 Rectangle (Casters / No Grommet)	36"H × 36"W × 24"D	90 lbs	\$730.75
IN2C1S0ADE-XXXX-XX	3630 Rectangle (Casters / No Grommet)	36"H × 36"W × 30"D	108 lbs	\$770.79
IN2C1S0ABG-XXXX-XX	4820 Rectangle (Casters / No Grommet)	36"H × 48"W × 20"D	97 lbs	\$761.43
IN2C1S0ACG-XXXX-XX	4824 Rectangle (Casters / No Grommet)	36"H × 48"W × 24"D	113 lbs	\$781.25
IN2C1S0ADG-XXXX-XX	4830 Rectangle (Casters / No Grommet)	36"H × 48"W × 30"D	136 lbs	\$838.97
IN2C1S0ABJ-XXXX-XX	6020 Rectangle (Casters / No Grommet)	36"H × 60"W × 20"D	116 lbs	\$799.31
IN2C1S0ACJ-XXXX-XX	6024 Rectangle (Casters / No Grommet)	36"H × 60"W × 24"D	136 lbs	\$806.50
IN2C1S0ADJ-XXXX-XX	6030 Rectangle (Casters / No Grommet)	36"H × 60"W × 30"D	165 lbs	\$864.22
IN2C1S0ABL-XXXX-XX	7220 Rectangle (Casters / No Grommet)	36"H × 72"W × 20"D	135 lbs	\$837.19
IN2C1S0ACL-XXXX-XX	7224 Rectangle (Casters / No Grommet)	36"H × 72"W × 24"D	159 lbs	\$857.01
IN2C1S0ADL-XXXX-XX	7230 Rectangle (Casters / No Grommet)	36"H × 72"W × 30"D	194 lbs	\$889.47
<b>B. Inklüd Table (36"H C-Leg Base + Glides)</b>				
IN2C0S0ABE-XXXX-XX	3620 Rectangle (Glides / No Grommet)	36"H × 36"W × 20"D	78 lbs	\$707.21
IN2C0S0ACE-XXXX-XX	3624 Rectangle (Glides / No Grommet)	36"H × 36"W × 24"D	91 lbs	\$714.40
IN2C0S0ADE-XXXX-XX	3630 Rectangle (Glides / No Grommet)	36"H × 36"W × 30"D	109 lbs	\$754.44
IN2C0S0ABG-XXXX-XX	4820 Rectangle (Glides / No Grommet)	36"H × 48"W × 20"D	97 lbs	\$745.09
IN2C0S0ACG-XXXX-XX	4824 Rectangle (Glides / No Grommet)	36"H × 48"W × 24"D	113 lbs	\$764.91
IN2C0S0ADG-XXXX-XX	4830 Rectangle (Glides / No Grommet)	36"H × 48"W × 30"D	137 lbs	\$822.62
IN2C0S0ABJ-XXXX-XX	6020 Rectangle (Glides / No Grommet)	36"H × 60"W × 20"D	116 lbs	\$782.97
IN2C0S0ACJ-XXXX-XX	6024 Rectangle (Glides / No Grommet)	36"H × 60"W × 24"D	136 lbs	\$790.16
IN2C0S0ADJ-XXXX-XX	6030 Rectangle (Glides / No Grommet)	36"H × 60"W × 30"D	166 lbs	\$847.88
IN2C0S0ABL-XXXX-XX	7220 Rectangle (Glides / No Grommet)	36"H × 72"W × 20"D	135 lbs	\$820.85
IN2C0S0ACL-XXXX-XX	7224 Rectangle (Glides / No Grommet)	36"H × 72"W × 24"D	159 lbs	\$840.66
IN2C0S0ADL-XXXX-XX	7230 Rectangle (Glides / No Grommet)	36"H × 72"W × 30"D	194 lbs	\$873.13



## Inklüd Table (Fixed Height C-Leg)

Empower users to maximize their productivity with the versatile line of Inklüd tables. A practical solution for middle school, higher education, and commercial use, the sleek, simple profile suits any environment.

This line adapts to fulfill virtually any function with customizations like flip tops, mobile bases, and adjustable heights. Ideal for shared spaces, users can quickly configure tables to create their optimal working environment.

**Please note:** Custom orders and whiteboard top option are subject to an upcharge and laminate availability. Please contact your sales representative for current availability and lead time information.

SCS Indoor Advantage Gold Certified.

### Standard Includes

- 1-1/8" thick HPL top with T-mold edge band
- Powder-coated steel base in platinum

### Options

- Available with glides or 3" dual-wheel casters (two locking)
- Available in three fixed heights: 29", 36", and 42"
- Available in multiple size rectangular table tops
- Available with integrated grommets
- Customizable HPL (see p. 7–8 for swatches)
- Customizable edge band (see p. 7–8 for swatches)

Part No.	Description	Dimensions	Ship Wt.	Base MSRP
<b>A. Inklüd Table (42"H C-Leg Base + Casters)</b>				
IN3C1S0ABE-XXXX-XX	3620 Rectangle (Casters / No Grommet)	42"H × 36"W × 20"D	79 lbs	\$735.93
IN3C1S0ACE-XXXX-XX	3624 Rectangle (Casters / No Grommet)	42"H × 36"W × 24"D	92 lbs	\$743.12
IN3C1S0ADE-XXXX-XX	3630 Rectangle (Casters / No Grommet)	42"H × 36"W × 30"D	110 lbs	\$783.16
IN3C1S0ABG-XXXX-XX	4820 Rectangle (Casters / No Grommet)	42"H × 48"W × 20"D	98 lbs	\$773.80
IN3C1S0ACG-XXXX-XX	4824 Rectangle (Casters / No Grommet)	42"H × 48"W × 24"D	114 lbs	\$793.62
IN3C1S0ADG-XXXX-XX	4830 Rectangle (Casters / No Grommet)	42"H × 48"W × 30"D	138 lbs	\$851.34
IN3C1S0ABJ-XXXX-XX	6020 Rectangle (Casters / No Grommet)	42"H × 60"W × 20"D	117 lbs	\$811.68
IN3C1S0ACJ-XXXX-XX	6024 Rectangle (Casters / No Grommet)	42"H × 60"W × 24"D	137 lbs	\$818.87
IN3C1S0ADJ-XXXX-XX	6030 Rectangle (Casters / No Grommet)	42"H × 60"W × 30"D	167 lbs	\$876.59
IN3C1S0ABL-XXXX-XX	7220 Rectangle (Casters / No Grommet)	42"H × 72"W × 20"D	136 lbs	\$849.56
IN3C1S0ACL-XXXX-XX	7224 Rectangle (Casters / No Grommet)	42"H × 72"W × 24"D	160 lbs	\$869.38
IN3C1S0ADL-XXXX-XX	7230 Rectangle (Casters / No Grommet)	42"H × 72"W × 30"D	195 lbs	\$901.84
<b>B. Inklüd Table (42"H C-Leg Base + Glides)</b>				
IN3C0S0ABE-XXXX-XX	3620 Rectangle (Glides / No Grommet)	42"H × 36"W × 20"D	80 lbs	\$718.40
IN3C0S0ACE-XXXX-XX	3624 Rectangle (Glides / No Grommet)	42"H × 36"W × 24"D	92 lbs	\$725.59
IN3C0S0ADE-XXXX-XX	3630 Rectangle (Glides / No Grommet)	42"H × 36"W × 30"D	110 lbs	\$765.63
IN3C0S0ABG-XXXX-XX	4820 Rectangle (Glides / No Grommet)	42"H × 48"W × 20"D	99 lbs	\$756.28
IN3C0S0ACG-XXXX-XX	4824 Rectangle (Glides / No Grommet)	42"H × 48"W × 24"D	115 lbs	\$776.10
IN3C0S0ADG-XXXX-XX	4830 Rectangle (Glides / No Grommet)	42"H × 48"W × 30"D	139 lbs	\$833.81
IN3C0S0ABJ-XXXX-XX	6020 Rectangle (Glides / No Grommet)	42"H × 60"W × 20"D	118 lbs	\$794.16
IN3C0S0ACJ-XXXX-XX	6024 Rectangle (Glides / No Grommet)	42"H × 60"W × 24"D	138 lbs	\$801.35
IN3C0S0ADJ-XXXX-XX	6030 Rectangle (Glides / No Grommet)	42"H × 60"W × 30"D	168 lbs	\$859.07
IN3C0S0ABL-XXXX-XX	7220 Rectangle (Glides / No Grommet)	42"H × 72"W × 20"D	139 lbs	\$832.04
IN3C0S0ACL-XXXX-XX	7224 Rectangle (Glides / No Grommet)	42"H × 72"W × 24"D	161 lbs	\$851.85
IN3C0S0ADL-XXXX-XX	7230 Rectangle (Glides / No Grommet)	42"H × 72"W × 30"D	196 lbs	\$884.32



## Inklüd Table (Adjustable Height C-Leg)

Empower users to maximize their productivity with the versatile line of Inklüd tables. A practical solution for middle school, higher education, and commercial use, the sleek, simple profile suits any environment.

This line adapts to fulfill virtually any function with customizations like flip tops, mobile bases, and adjustable heights. Ideal for shared spaces, users can quickly configure tables to create their optimal working environment.

**Please note:** Custom orders and whiteboard top option are subject to an upcharge and laminate availability. Please contact your sales representative for current availability and lead time information.

SCS Indoor Advantage Gold Certified.

### Standard Includes

- 1-1/8" thick HPL top with T-mold edge band
- Adjustable height (26"-36"H)
- Powder-coated steel base in platinum

### Options

- Available with glides or 3" dual-wheel casters (two locking)
- Available in multiple size rectangular table tops
- Available with integrated grommets
- Customizable HPL (see p. 7-8 for swatches)
- Customizable edge band (see p. 7-8 for swatches)

Part No.	Description	Dimensions	Ship Wt.	Base MSRP
<b>A. Inklüd Table (Adjustable Height C-Leg Base + Casters)</b>				
IN4C1S0ABE-XXXX-XX	3620 Rectangle (Casters / No Grommet)	26"-36"H × 36"W × 20"D	80 lbs	\$717.62
IN4C1S0ACE-XXXX-XX	3624 Rectangle (Casters / No Grommet)	26"-36"H × 36"W × 24"D	93 lbs	\$724.81
IN4C1S0ADE-XXXX-XX	3630 Rectangle (Casters / No Grommet)	26"-36"H × 36"W × 30"D	111 lbs	\$764.85
IN4C1S0ABG-XXXX-XX	4820 Rectangle (Casters / No Grommet)	26"-36"H × 48"W × 20"D	99 lbs	\$755.50
IN4C1S0ACG-XXXX-XX	4824 Rectangle (Casters / No Grommet)	26"-36"H × 48"W × 24"D	115 lbs	\$775.32
IN4C1S0ADG-XXXX-XX	4830 Rectangle (Casters / No Grommet)	26"-36"H × 48"W × 30"D	139 lbs	\$833.04
IN4C1S0ABJ-XXXX-XX	6020 Rectangle (Casters / No Grommet)	26"-36"H × 60"W × 20"D	118 lbs	\$793.38
IN4C1S0ACJ-XXXX-XX	6024 Rectangle (Casters / No Grommet)	26"-36"H × 60"W × 24"D	138 lbs	\$800.57
IN4C1S0ADJ-XXXX-XX	6030 Rectangle (Casters / No Grommet)	26"-36"H × 60"W × 30"D	168 lbs	\$858.29
IN4C1S0ABL-XXXX-XX	7220 Rectangle (Casters / No Grommet)	26"-36"H × 72"W × 20"D	137 lbs	\$831.26
IN4C1S0ACL-XXXX-XX	7224 Rectangle (Casters / No Grommet)	26"-36"H × 72"W × 24"D	161 lbs	\$851.08
IN4C1S0ADL-XXXX-XX	7230 Rectangle (Casters / No Grommet)	26"-36"H × 72"W × 30"D	196 lbs	\$883.54
<b>B. Inklüd Table (Adjustable Height C-Leg Base + Glides)</b>				
IN4C0S0ABE-XXXX-XX	3620 Rectangle (Glides / No Grommet)	26"-36"H × 36"W × 20"D	80 lbs	\$717.62
IN4C0S0ACE-XXXX-XX	3624 Rectangle (Glides / No Grommet)	26"-36"H × 36"W × 24"D	93 lbs	\$724.81
IN4C0S0ADE-XXXX-XX	3630 Rectangle (Glides / No Grommet)	26"-36"H × 36"W × 30"D	111 lbs	\$764.85
IN4C0S0ABG-XXXX-XX	4820 Rectangle (Glides / No Grommet)	26"-36"H × 48"W × 20"D	99 lbs	\$755.50
IN4C0S0ACG-XXXX-XX	4824 Rectangle (Glides / No Grommet)	26"-36"H × 48"W × 24"D	115 lbs	\$775.32
IN4C0S0ADG-XXXX-XX	4830 Rectangle (Glides / No Grommet)	26"-36"H × 48"W × 30"D	139 lbs	\$833.04
IN4C0S0ABJ-XXXX-XX	6020 Rectangle (Glides / No Grommet)	26"-36"H × 60"W × 20"D	118 lbs	\$793.38
IN4C0S0ACJ-XXXX-XX	6024 Rectangle (Glides / No Grommet)	26"-36"H × 60"W × 24"D	138 lbs	\$800.57
IN4C0S0ADJ-XXXX-XX	6030 Rectangle (Glides / No Grommet)	26"-36"H × 60"W × 30"D	168 lbs	\$858.29
IN4C0S0ABL-XXXX-XX	7220 Rectangle (Glides / No Grommet)	26"-36"H × 72"W × 20"D	137 lbs	\$831.26
IN4C0S0ACL-XXXX-XX	7224 Rectangle (Glides / No Grommet)	26"-36"H × 72"W × 24"D	161 lbs	\$851.08
IN4C0S0ADL-XXXX-XX	7230 Rectangle (Glides / No Grommet)	26"-36"H × 72"W × 30"D	196 lbs	\$883.54



## Inklüd Table (Flip Top C-Leg)

Empower users to maximize their productivity with the versatile line of Inklüd tables. A practical solution for middle school, higher education, and commercial use, the sleek, simple profile suits any environment.

This line adapts to fulfill virtually any function with customizations like flip tops, mobile bases, and adjustable heights. Ideal for shared spaces, users can quickly configure tables to create their optimal working environment.

**Please note:** Custom orders and whiteboard top option are subject to an upcharge and laminate availability. Please contact your sales representative for current availability and lead time information.

SCS Indoor Advantage Gold Certified.

### Standard Includes

- 1-1/8" thick HPL top with T-mold edge band
- Includes 3" dual-wheel casters (two locking)
- Powder-coated steel base in platinum

### Options

- Available in three fixed heights: 29"H, 36"H, and 42"H
- Available in multiple size rectangular table tops
- Available with integrated grommets
- Customizable HPL (see p. 7-8 for swatches)
- Customizable edge band (see p. 7-8 for swatches)

Part No.	Description	Dimensions	Ship Wt.	Base MSRP
<b>A. Inklüd Table (29"H Flip Top C-Leg)</b>				
IN1C1F0ABE-XXXX-XX	3620 Rectangle (Casters / No Grommet)	29"H × 36"W × 20"D	137 lbs	\$1,002.54
IN1C1F0ACE-XXXX-XX	3624 Rectangle (Casters / No Grommet)	29"H × 36"W × 24"D	150 lbs	\$1,009.73
IN1C1F0ADE-XXXX-XX	3630 Rectangle (Casters / No Grommet)	29"H × 36"W × 30"D	168 lbs	\$1,049.77
IN1C1F0ABG-XXXX-XX	4820 Rectangle (Casters / No Grommet)	29"H × 48"W × 20"D	156 lbs	\$1,040.42
IN1C1F0ACG-XXXX-XX	4824 Rectangle (Casters / No Grommet)	29"H × 48"W × 24"D	172 lbs	\$1,060.24
IN1C1F0ADG-XXXX-XX	4830 Rectangle (Casters / No Grommet)	29"H × 48"W × 30"D	196 lbs	\$1,117.96
IN1C1F0ABJ-XXXX-XX	6020 Rectangle (Casters / No Grommet)	29"H × 60"W × 20"D	175 lbs	\$1,078.30
IN1C1F0ACJ-XXXX-XX	6024 Rectangle (Casters / No Grommet)	29"H × 60"W × 24"D	195 lbs	\$1,085.49
IN1C1F0ADJ-XXXX-XX	6030 Rectangle (Casters / No Grommet)	29"H × 60"W × 30"D	225 lbs	\$1,143.21
IN1C1F0ABL-XXXX-XX	7220 Rectangle (Casters / No Grommet)	29"H × 72"W × 20"D	194 lbs	\$1,116.18
IN1C1F0ACL-XXXX-XX	7224 Rectangle (Casters / No Grommet)	29"H × 72"W × 24"D	218 lbs	\$1,135.99
IN1C1F0ADL-XXXX-XX	7230 Rectangle (Casters / No Grommet)	29"H × 72"W × 30"D	253 lbs	\$1,168.46



## Inklüd Table (Flip Top C-Leg)

Empower users to maximize their productivity with the versatile line of Inklüd tables. A practical solution for middle school, higher education, and commercial use, the sleek, simple profile suits any environment.

This line adapts to fulfill virtually any function with customizations like flip tops, mobile bases, and adjustable heights. Ideal for shared spaces, users can quickly configure tables to create their optimal working environment.

**Please note:** Custom orders and whiteboard top option are subject to an upcharge and laminate availability. Please contact your sales representative for current availability and lead time information.

SCS Indoor Advantage Gold Certified.

### Standard Includes

- 1-1/8" thick HPL top with T-mold edge band
- Includes 3" dual-wheel casters (two locking)
- Powder-coated steel base in platinum

### Options

- Available in three fixed heights: 29"H, 36"H, and 42"H
- Available in multiple size rectangular table tops
- Available with integrated grommets
- Customizable HPL (see p. 7-8 for swatches)
- Customizable edge band (see p. 7-8 for swatches)

Part No.	Description	Dimensions	Ship Wt.	Base MSRP
<b>A. Inklüd Table (36"H Flip Top C-Leg)</b>				
IN2C1F0ABE-XXXX-XX	3620 Rectangle (Casters / No Grommet)	36"H × 36"W × 20"D	139 lbs	\$1,015.79
IN2C1F0ACE-XXXX-XX	3624 Rectangle (Casters / No Grommet)	36"H × 36"W × 24"D	152 lbs	\$1,022.98
IN2C1F0ADE-XXXX-XX	3630 Rectangle (Casters / No Grommet)	36"H × 36"W × 30"D	170 lbs	\$1,063.02
IN2C1F0ABG-XXXX-XX	4820 Rectangle (Casters / No Grommet)	36"H × 48"W × 20"D	158 lbs	\$1,053.67
IN2C1F0ACG-XXXX-XX	4824 Rectangle (Casters / No Grommet)	36"H × 48"W × 24"D	174 lbs	\$1,073.49
IN2C1F0ADG-XXXX-XX	4830 Rectangle (Casters / No Grommet)	36"H × 48"W × 30"D	198 lbs	\$1,131.20
IN2C1F0ABJ-XXXX-XX	6020 Rectangle (Casters / No Grommet)	36"H × 60"W × 20"D	177 lbs	\$1,091.55
IN2C1F0ACJ-XXXX-XX	6024 Rectangle (Casters / No Grommet)	36"H × 60"W × 24"D	197 lbs	\$1,098.74
IN2C1F0ADJ-XXXX-XX	6030 Rectangle (Casters / No Grommet)	36"H × 60"W × 30"D	227 lbs	\$1,156.46
IN2C1F0ABL-XXXX-XX	7220 Rectangle (Casters / No Grommet)	36"H × 72"W × 20"D	196 lbs	\$1,129.43
IN2C1F0ACL-XXXX-XX	7224 Rectangle (Casters / No Grommet)	36"H × 72"W × 24"D	220 lbs	\$1,149.24
IN2C1F0ADL-XXXX-XX	7230 Rectangle (Casters / No Grommet)	36"H × 72"W × 30"D	255 lbs	\$1,181.71



## Inklüd Table (Flip Top C-Leg)

Empower users to maximize their productivity with the versatile line of Inklüd tables. A practical solution for middle school, higher education, and commercial use, the sleek, simple profile suits any environment.

This line adapts to fulfill virtually any function with customizations like flip tops, mobile bases, and adjustable heights. Ideal for shared spaces, users can quickly configure tables to create their optimal working environment.

**Please note:** Custom orders and whiteboard top option are subject to an upcharge and laminate availability. Please contact your sales representative for current availability and lead time information.

SCS Indoor Advantage Gold Certified.

### Standard Includes

- 1-1/8" thick HPL top with T-mold edge band
- Includes 3" dual-wheel casters (two locking)
- Powder-coated steel base in platinum

### Options

- Available in three fixed heights: 29"H, 36"H, and 42"H
- Available in multiple size rectangular table tops
- Available with integrated grommets
- Customizable HPL (see p. 7-8 for swatches)
- Customizable edge band (see p. 7-8 for swatches)

Part No.	Description	Dimensions	Ship Wt.	Base MSRP
<b>A. Inklüd Table (42"H Flip Top C-Leg)</b>				
IN3C1F0ABE-XXXX-XX	3620 Rectangle (Casters / No Grommet)	42"H × 36"W × 20"D	141 lbs	\$1,029.15
IN3C1F0ACE-XXXX-XX	3624 Rectangle (Casters / No Grommet)	42"H × 36"W × 24"D	153 lbs	\$1,036.34
IN3C1F0ADE-XXXX-XX	3630 Rectangle (Casters / No Grommet)	42"H × 36"W × 30"D	171 lbs	\$1,076.38
IN3C1F0ABG-XXXX-XX	4820 Rectangle (Casters / No Grommet)	42"H × 48"W × 20"D	160 lbs	\$1,067.02
IN3C1F0ACG-XXXX-XX	4824 Rectangle (Casters / No Grommet)	42"H × 48"W × 24"D	176 lbs	\$1,086.84
IN3C1F0ADG-XXXX-XX	4830 Rectangle (Casters / No Grommet)	42"H × 48"W × 30"D	200 lbs	\$1,144.56
IN3C1F0ABJ-XXXX-XX	6020 Rectangle (Casters / No Grommet)	42"H × 60"W × 20"D	179 lbs	\$1,104.90
IN3C1F0ACJ-XXXX-XX	6024 Rectangle (Casters / No Grommet)	42"H × 60"W × 24"D	199 lbs	\$1,112.09
IN3C1F0ADJ-XXXX-XX	6030 Rectangle (Casters / No Grommet)	42"H × 60"W × 30"D	228 lbs	\$1,169.81
IN3C1F0ABL-XXXX-XX	7220 Rectangle (Casters / No Grommet)	42"H × 72"W × 20"D	198 lbs	\$1,142.78
IN3C1F0ACL-XXXX-XX	7224 Rectangle (Casters / No Grommet)	42"H × 72"W × 24"D	222 lbs	\$1,162.60
IN3C1F0ADL-XXXX-XX	7230 Rectangle (Casters / No Grommet)	42"H × 72"W × 30"D	257 lbs	\$1,195.06





## Inklüd Table (Fixed Height T-Leg)

Empower users to maximize their productivity with the versatile line of Inklüd tables. A practical solution for middle school, higher education, and commercial use, the sleek, simple profile suits any environment.

This line adapts to fulfill virtually any function with customizations like flip tops, mobile bases, and adjustable heights. Ideal for shared spaces, users can quickly configure tables to create their optimal working environment.

**Please note:** Custom orders and whiteboard top option are subject to an upcharge and laminate availability. Please contact your sales representative for current availability and lead time information.

SCS Indoor Advantage Gold Certified.

### Standard Includes

- 1-1/8" thick HPL top with T-mold edge band
- Powder-coated steel base in platinum

### Options

- Available with glides or 3" dual-wheel casters (two locking)
- Available in three fixed heights: 29", 36", and 42"
- Available in multiple size rectangular table tops
- Available with integrated grommets
- Customizable HPL (see p. 7-8 for swatches)
- Customizable edge band (see p. 7-8 for swatches)

Part No.	Description	Dimensions	Ship Wt.	Base MSRP
<b>A. Inklüd Table (29"H T-Leg Base + Casters)</b>				
IN1T1S0ABE-XXXX-XX	3620 Rectangle (Casters / No Grommet)	29"H × 36"W × 20"D	76 lbs	\$710.76
IN1T1S0ACE-XXXX-XX	3624 Rectangle (Casters / No Grommet)	29"H × 36"W × 24"D	88 lbs	\$717.95
IN1T1S0ADE-XXXX-XX	3630 Rectangle (Casters / No Grommet)	29"H × 36"W × 30"D	106 lbs	\$757.99
IN1T1S0ABG-XXXX-XX	4820 Rectangle (Casters / No Grommet)	29"H × 48"W × 20"D	95 lbs	\$748.64
IN1T1S0ACG-XXXX-XX	4824 Rectangle (Casters / No Grommet)	29"H × 48"W × 24"D	111 lbs	\$768.45
IN1T1S0ADG-XXXX-XX	4830 Rectangle (Casters / No Grommet)	29"H × 48"W × 30"D	135 lbs	\$826.17
IN1T1S0ABJ-XXXX-XX	6020 Rectangle (Casters / No Grommet)	29"H × 60"W × 20"D	114 lbs	\$786.51
IN1T1S0ACJ-XXXX-XX	6024 Rectangle (Casters / No Grommet)	29"H × 60"W × 24"D	134 lbs	\$793.70
IN1T1S0ADJ-XXXX-XX	6030 Rectangle (Casters / No Grommet)	29"H × 60"W × 30"D	163 lbs	\$851.42
IN1T1S0ABL-XXXX-XX	7220 Rectangle (Casters / No Grommet)	29"H × 72"W × 20"D	133 lbs	\$824.39
IN1T1S0ACL-XXXX-XX	7224 Rectangle (Casters / No Grommet)	29"H × 72"W × 24"D	157 lbs	\$844.21
IN1T1S0ADL-XXXX-XX	7230 Rectangle (Casters / No Grommet)	29"H × 72"W × 30"D	192 lbs	\$876.68
<b>B. Inklüd Table (29"H T-Leg Base + Glides)</b>				
IN1T0S0ABE-XXXX-XX	3620 Rectangle (Glides / No Grommet)	29"H × 36"W × 20"D	77 lbs	\$691.41
IN1T0S0ACE-XXXX-XX	3624 Rectangle (Glides / No Grommet)	29"H × 36"W × 24"D	89 lbs	\$698.60
IN1T0S0ADE-XXXX-XX	3630 Rectangle (Glides / No Grommet)	29"H × 36"W × 30"D	107 lbs	\$738.64
IN1T0S0ABG-XXXX-XX	4820 Rectangle (Glides / No Grommet)	29"H × 48"W × 20"D	95 lbs	\$729.29
IN1T0S0ACG-XXXX-XX	4824 Rectangle (Glides / No Grommet)	29"H × 48"W × 24"D	112 lbs	\$749.11
IN1T0S0ADG-XXXX-XX	4830 Rectangle (Glides / No Grommet)	29"H × 48"W × 30"D	135 lbs	\$806.83
IN1T0S0ABJ-XXXX-XX	6020 Rectangle (Glides / No Grommet)	29"H × 60"W × 20"D	114 lbs	\$767.17
IN1T0S0ACJ-XXXX-XX	6024 Rectangle (Glides / No Grommet)	29"H × 60"W × 24"D	135 lbs	\$774.36
IN1T0S0ADJ-XXXX-XX	6030 Rectangle (Glides / No Grommet)	29"H × 60"W × 30"D	164 lbs	\$832.08
IN1T0S0ABL-XXXX-XX	7220 Rectangle (Glides / No Grommet)	29"H × 72"W × 20"D	133 lbs	\$805.05
IN1T0S0ACL-XXXX-XX	7224 Rectangle (Glides / No Grommet)	29"H × 72"W × 24"D	157 lbs	\$824.87
IN1T0S0ADL-XXXX-XX	7230 Rectangle (Glides / No Grommet)	29"H × 72"W × 30"D	192 lbs	\$857.33



## Inklüd Table (Fixed Height T-Leg)

Empower users to maximize their productivity with the versatile line of Inklüd tables. A practical solution for middle school, higher education, and commercial use, the sleek, simple profile suits any environment.

This line adapts to fulfill virtually any function with customizations like flip tops, mobile bases, and adjustable heights. Ideal for shared spaces, users can quickly configure tables to create their optimal working environment.

**Please note:** Custom orders and whiteboard top option are subject to an upcharge and laminate availability. Please contact your sales representative for current availability and lead time information.

SCS Indoor Advantage Gold Certified.

### Standard Includes

- 1-1/8" thick HPL top with T-mold edge band
- Powder-coated steel base in platinum

### Options

- Available with glides or 3" dual-wheel casters (two locking)
- Available in three fixed heights: 29", 36", and 42"
- Available in multiple size rectangular table tops
- Available with integrated grommets
- Customizable HPL (see p. 7-8 for swatches)
- Customizable edge band (see p. 7-8 for swatches)

Part No.	Description	Dimensions	Ship Wt.	Base MSRP
<b>A. Inklüd Table (36"H T-Leg Base + Casters)</b>				
IN2T1S0ABE-XXXX-XX	3620 Rectangle (Casters / No Grommet)	36"H × 36"W × 20"D	78 lbs	\$723.56
IN2T1S0ACE-XXXX-XX	3624 Rectangle (Casters / No Grommet)	36"H × 36"W × 24"D	90 lbs	\$730.75
IN2T1S0ADE-XXXX-XX	3630 Rectangle (Casters / No Grommet)	36"H × 36"W × 30"D	108 lbs	\$770.79
IN2T1S0ABG-XXXX-XX	4820 Rectangle (Casters / No Grommet)	36"H × 48"W × 20"D	97 lbs	\$761.43
IN2T1S0ACG-XXXX-XX	4824 Rectangle (Casters / No Grommet)	36"H × 48"W × 24"D	113 lbs	\$781.25
IN2T1S0ADG-XXXX-XX	4830 Rectangle (Casters / No Grommet)	36"H × 48"W × 30"D	136 lbs	\$838.97
IN2T1S0ABJ-XXXX-XX	6020 Rectangle (Casters / No Grommet)	36"H × 60"W × 20"D	116 lbs	\$799.31
IN2T1S0ACJ-XXXX-XX	6024 Rectangle (Casters / No Grommet)	36"H × 60"W × 24"D	136 lbs	\$806.50
IN2T1S0ADJ-XXXX-XX	6030 Rectangle (Casters / No Grommet)	36"H × 60"W × 30"D	165 lbs	\$864.22
IN2T1S0ABL-XXXX-XX	7220 Rectangle (Casters / No Grommet)	36"H × 72"W × 20"D	135 lbs	\$837.19
IN2T1S0ACL-XXXX-XX	7224 Rectangle (Casters / No Grommet)	36"H × 72"W × 24"D	159 lbs	\$857.01
IN2T1S0ADL-XXXX-XX	7230 Rectangle (Casters / No Grommet)	36"H × 72"W × 30"D	194 lbs	\$889.47
<b>B. Inklüd Table (36"H T-Leg Base + Glides)</b>				
IN2T0S0ABE-XXXX-XX	3620 Rectangle (Glides / No Grommet)	36"H × 36"W × 20"D	78 lbs	\$707.21
IN2T0S0ACE-XXXX-XX	3624 Rectangle (Glides / No Grommet)	36"H × 36"W × 24"D	91 lbs	\$714.40
IN2T0S0ADE-XXXX-XX	3630 Rectangle (Glides / No Grommet)	36"H × 36"W × 30"D	109 lbs	\$754.44
IN2T0S0ABG-XXXX-XX	4820 Rectangle (Glides / No Grommet)	36"H × 48"W × 20"D	97 lbs	\$745.09
IN2T0S0ACG-XXXX-XX	4824 Rectangle (Glides / No Grommet)	36"H × 48"W × 24"D	113 lbs	\$764.91
IN2T0S0ADG-XXXX-XX	4830 Rectangle (Glides / No Grommet)	36"H × 48"W × 30"D	137 lbs	\$822.62
IN2T0S0ABJ-XXXX-XX	6020 Rectangle (Glides / No Grommet)	36"H × 60"W × 20"D	116 lbs	\$782.97
IN2T0S0ACJ-XXXX-XX	6024 Rectangle (Glides / No Grommet)	36"H × 60"W × 24"D	136 lbs	\$790.16
IN2T0S0ADJ-XXXX-XX	6030 Rectangle (Glides / No Grommet)	36"H × 60"W × 30"D	166 lbs	\$847.88
IN2T0S0ABL-XXXX-XX	7220 Rectangle (Glides / No Grommet)	36"H × 72"W × 20"D	135 lbs	\$820.85
IN2T0S0ACL-XXXX-XX	7224 Rectangle (Glides / No Grommet)	36"H × 72"W × 24"D	159 lbs	\$840.66
IN2T0S0ADL-XXXX-XX	7230 Rectangle (Glides / No Grommet)	36"H × 72"W × 30"D	194 lbs	\$873.13



## Inklüd Table (Fixed Height T-Leg)

Empower users to maximize their productivity with the versatile line of Inklüd tables. A practical solution for middle school, higher education, and commercial use, the sleek, simple profile suits any environment.

This line adapts to fulfill virtually any function with customizations like flip tops, mobile bases, and adjustable heights. Ideal for shared spaces, users can quickly configure tables to create their optimal working environment.

**Please note:** Custom orders and whiteboard top option are subject to an upcharge and laminate availability. Please contact your sales representative for current availability and lead time information.

SCS Indoor Advantage Gold Certified.

### Standard Includes

- 1-1/8" thick HPL top with T-mold edge band
- Powder-coated steel base in platinum

### Options

- Available with glides or 3" dual-wheel casters (two locking)
- Available in three fixed heights: 29", 36", and 42"
- Available in multiple size rectangular table tops
- Available with integrated grommets
- Customizable HPL (see p. 7-8 for swatches)
- Customizable edge band (see p. 7-8 for swatches)

Part No.	Description	Dimensions	Ship Wt.	Base MSRP
<b>A. Inklüd Table (42"H T-Leg Base + Casters)</b>				
IN3T1S0ABE-XXXX-XX	3620 Rectangle (Casters / No Grommet)	42"H × 36"W × 20"D	79 lbs	\$735.93
IN3T1S0ACE-XXXX-XX	3624 Rectangle (Casters / No Grommet)	42"H × 36"W × 24"D	92 lbs	\$743.12
IN3T1S0ADE-XXXX-XX	3630 Rectangle (Casters / No Grommet)	42"H × 36"W × 30"D	110 lbs	\$783.16
IN3T1S0ABG-XXXX-XX	4820 Rectangle (Casters / No Grommet)	42"H × 48"W × 20"D	98 lbs	\$773.80
IN3T1S0ACG-XXXX-XX	4824 Rectangle (Casters / No Grommet)	42"H × 48"W × 24"D	114 lbs	\$793.62
IN3T1S0ADG-XXXX-XX	4830 Rectangle (Casters / No Grommet)	42"H × 48"W × 30"D	138 lbs	\$851.34
IN3T1S0ABJ-XXXX-XX	6020 Rectangle (Casters / No Grommet)	42"H × 60"W × 20"D	117 lbs	\$811.68
IN3T1S0ACJ-XXXX-XX	6024 Rectangle (Casters / No Grommet)	42"H × 60"W × 24"D	137 lbs	\$818.87
IN3T1S0ADJ-XXXX-XX	6030 Rectangle (Casters / No Grommet)	42"H × 60"W × 30"D	167 lbs	\$876.59
IN3T1S0ABL-XXXX-XX	7220 Rectangle (Casters / No Grommet)	42"H × 72"W × 20"D	136 lbs	\$849.56
IN3T1S0ACL-XXXX-XX	7224 Rectangle (Casters / No Grommet)	42"H × 72"W × 24"D	160 lbs	\$869.38
IN3T1S0ADL-XXXX-XX	7230 Rectangle (Casters / No Grommet)	42"H × 72"W × 30"D	195 lbs	\$901.84
<b>B. Inklüd Table (42"H T-Leg Base + Glides)</b>				
IN3T0S0ABE-XXXX-XX	3620 Rectangle (Glides / No Grommet)	42"H × 36"W × 20"D	80 lbs	\$718.40
IN3T0S0ACE-XXXX-XX	3624 Rectangle (Glides / No Grommet)	42"H × 36"W × 24"D	92 lbs	\$725.59
IN3T0S0ADE-XXXX-XX	3630 Rectangle (Glides / No Grommet)	42"H × 36"W × 30"D	110 lbs	\$765.63
IN3T0S0ABG-XXXX-XX	4820 Rectangle (Glides / No Grommet)	42"H × 48"W × 20"D	99 lbs	\$756.28
IN3T0S0ACG-XXXX-XX	4824 Rectangle (Glides / No Grommet)	42"H × 48"W × 24"D	115 lbs	\$776.10
IN3T0S0ADG-XXXX-XX	4830 Rectangle (Glides / No Grommet)	42"H × 48"W × 30"D	139 lbs	\$833.81
IN3T0S0ABJ-XXXX-XX	6020 Rectangle (Glides / No Grommet)	42"H × 60"W × 20"D	118 lbs	\$794.16
IN3T0S0ACJ-XXXX-XX	6024 Rectangle (Glides / No Grommet)	42"H × 60"W × 24"D	138 lbs	\$801.35
IN3T0S0ADJ-XXXX-XX	6030 Rectangle (Glides / No Grommet)	42"H × 60"W × 30"D	168 lbs	\$859.07
IN3T0S0ABL-XXXX-XX	7220 Rectangle (Glides / No Grommet)	42"H × 72"W × 20"D	137 lbs	\$832.04
IN3T0S0ACL-XXXX-XX	7224 Rectangle (Glides / No Grommet)	42"H × 72"W × 24"D	161 lbs	\$851.85
IN3T0S0ADL-XXXX-XX	7230 Rectangle (Glides / No Grommet)	42"H × 72"W × 30"D	196 lbs	\$884.32



## Inklüd Table (Adjustable Height T-Leg)

Empower users to maximize their productivity with the versatile line of Inklüd tables. A practical solution for middle school, higher education, and commercial use, the sleek, simple profile suits any environment.

This line adapts to fulfill virtually any function with customizations like flip tops, mobile bases, and adjustable heights. Ideal for shared spaces, users can quickly configure tables to create their optimal working environment.

**Please note:** Custom orders and whiteboard top option are subject to an upcharge and laminate availability. Please contact your sales representative for current availability and lead time information.

SCS Indoor Advantage Gold Certified.

### Standard Includes

- 1-1/8" thick HPL top with T-mold edge band
- Adjustable height (26"-36"H)
- Powder-coated steel base in platinum

### Options

- Available with glides or 3" dual-wheel casters (two locking)
- Available in multiple size rectangular table tops
- Available with integrated grommets
- Customizable HPL (see p. 7-8 for swatches)
- Customizable edge band (see p. 7-8 for swatches)

Part No.	Description	Dimensions	Ship Wt.	Base MSRP
<b>A. Inklüd Table (Adjustable Height T-Leg Base + Casters)</b>				
IN4T1S0ABE-XXXX-XX	3620 Rectangle (Casters / No Grommet)	26"-36"H × 36"W × 20"D	80 lbs	\$717.62
IN4T1S0ACE-XXXX-XX	3624 Rectangle (Casters / No Grommet)	26"-36"H × 36"W × 24"D	93 lbs	\$724.81
IN4T1S0ADE-XXXX-XX	3630 Rectangle (Casters / No Grommet)	26"-36"H × 36"W × 30"D	111 lbs	\$764.85
IN4T1S0ABG-XXXX-XX	4820 Rectangle (Casters / No Grommet)	26"-36"H × 48"W × 20"D	99 lbs	\$755.50
IN4T1S0ACG-XXXX-XX	4824 Rectangle (Casters / No Grommet)	26"-36"H × 48"W × 24"D	115 lbs	\$775.32
IN4T1S0ADG-XXXX-XX	4830 Rectangle (Casters / No Grommet)	26"-36"H × 48"W × 30"D	139 lbs	\$833.04
IN4T1S0ABJ-XXXX-XX	6020 Rectangle (Casters / No Grommet)	26"-36"H × 60"W × 20"D	118 lbs	\$793.38
IN4T1S0ACJ-XXXX-XX	6024 Rectangle (Casters / No Grommet)	26"-36"H × 60"W × 24"D	138 lbs	\$800.57
IN4T1S0ADJ-XXXX-XX	6030 Rectangle (Casters / No Grommet)	26"-36"H × 60"W × 30"D	168 lbs	\$858.29
IN4T1S0ABL-XXXX-XX	7220 Rectangle (Casters / No Grommet)	26"-36"H × 72"W × 20"D	137 lbs	\$831.26
IN4T1S0ACL-XXXX-XX	7224 Rectangle (Casters / No Grommet)	26"-36"H × 72"W × 24"D	161 lbs	\$851.08
IN4T1S0ADL-XXXX-XX	7230 Rectangle (Casters / No Grommet)	26"-36"H × 72"W × 30"D	196 lbs	\$883.54
<b>B. Inklüd Table (Adjustable Height T-Leg Base + Glides)</b>				
IN4T0S0ABE-XXXX-XX	3620 Rectangle (Glides / No Grommet)	26"-36"H × 36"W × 20"D	80 lbs	\$717.62
IN4T0S0ACE-XXXX-XX	3624 Rectangle (Glides / No Grommet)	26"-36"H × 36"W × 24"D	93 lbs	\$724.81
IN4T0S0ADE-XXXX-XX	3630 Rectangle (Glides / No Grommet)	26"-36"H × 36"W × 30"D	111 lbs	\$764.85
IN4T0S0ABG-XXXX-XX	4820 Rectangle (Glides / No Grommet)	26"-36"H × 48"W × 20"D	99 lbs	\$755.50
IN4T0S0ACG-XXXX-XX	4824 Rectangle (Glides / No Grommet)	26"-36"H × 48"W × 24"D	115 lbs	\$775.32
IN4T0S0ADG-XXXX-XX	4830 Rectangle (Glides / No Grommet)	26"-36"H × 48"W × 30"D	139 lbs	\$833.04
IN4T0S0ABJ-XXXX-XX	6020 Rectangle (Glides / No Grommet)	26"-36"H × 60"W × 20"D	118 lbs	\$793.38
IN4T0S0ACJ-XXXX-XX	6024 Rectangle (Glides / No Grommet)	26"-36"H × 60"W × 24"D	138 lbs	\$800.57
IN4T0S0ADJ-XXXX-XX	6030 Rectangle (Glides / No Grommet)	26"-36"H × 60"W × 30"D	168 lbs	\$858.29
IN4T0S0ABL-XXXX-XX	7220 Rectangle (Glides / No Grommet)	26"-36"H × 72"W × 20"D	137 lbs	\$831.26
IN4T0S0ACL-XXXX-XX	7224 Rectangle (Glides / No Grommet)	26"-36"H × 72"W × 24"D	161 lbs	\$851.08
IN4T0S0ADL-XXXX-XX	7230 Rectangle (Glides / No Grommet)	26"-36"H × 72"W × 30"D	196 lbs	\$883.54



## Inklüd Table (Flip Top T-Leg)

Empower users to maximize their productivity with the versatile line of Inklüd tables. A practical solution for middle school, higher education, and commercial use, the sleek, simple profile suits any environment.

This line adapts to fulfill virtually any function with customizations like flip tops, mobile bases, and adjustable heights. Ideal for shared spaces, users can quickly configure tables to create their optimal working environment.

**Please note:** Custom orders and whiteboard top option are subject to an upcharge and laminate availability. Please contact your sales representative for current availability and lead time information.

SCS Indoor Advantage Gold Certified.

### Standard Includes

- 1-1/8" thick HPL top with T-mold edge band
- Includes 3" dual-wheel casters (two locking)
- Powder-coated steel base in platinum

### Options

- Available in three fixed heights: 29"H, 36"H, and 42"H
- Available in multiple size rectangular table tops
- Available with integrated grommets
- Customizable HPL (see p. 7-8 for swatches)
- Customizable edge band (see p. 7-8 for swatches)

Part No.	Description	Dimensions	Ship Wt.	Base MSRP
<b>A. Inklüd Table (29"H Flip Top T-Leg)</b>				
IN1T1F0ABE-XXXX-XX	3620 Rectangle (Casters / No Grommet)	29"H × 36"W × 20"D	137 lbs	\$1,002.54
IN1T1F0ACE-XXXX-XX	3624 Rectangle (Casters / No Grommet)	29"H × 36"W × 24"D	150 lbs	\$1,009.73
IN1T1F0ADE-XXXX-XX	3630 Rectangle (Casters / No Grommet)	29"H × 36"W × 30"D	168 lbs	\$1,049.77
IN1T1F0ABG-XXXX-XX	4820 Rectangle (Casters / No Grommet)	29"H × 48"W × 20"D	156 lbs	\$1,040.42
IN1T1F0ACG-XXXX-XX	4824 Rectangle (Casters / No Grommet)	29"H × 48"W × 24"D	172 lbs	\$1,060.24
IN1T1F0ADG-XXXX-XX	4830 Rectangle (Casters / No Grommet)	29"H × 48"W × 30"D	196 lbs	\$1,117.96
IN1T1F0ABJ-XXXX-XX	6020 Rectangle (Casters / No Grommet)	29"H × 60"W × 20"D	175 lbs	\$1,078.30
IN1T1F0ACJ-XXXX-XX	6024 Rectangle (Casters / No Grommet)	29"H × 60"W × 24"D	195 lbs	\$1,085.49
IN1T1F0ADJ-XXXX-XX	6030 Rectangle (Casters / No Grommet)	29"H × 60"W × 30"D	225 lbs	\$1,143.21
IN1T1F0ABL-XXXX-XX	7220 Rectangle (Casters / No Grommet)	29"H × 72"W × 20"D	194 lbs	\$1,116.18
IN1T1F0ACL-XXXX-XX	7224 Rectangle (Casters / No Grommet)	29"H × 72"W × 24"D	218 lbs	\$1,135.99
IN1T1F0ADL-XXXX-XX	7230 Rectangle (Casters / No Grommet)	29"H × 72"W × 30"D	253 lbs	\$1,168.46



## Inklüd Table (Flip Top T-Leg)

Empower users to maximize their productivity with the versatile line of Inklüd tables. A practical solution for middle school, higher education, and commercial use, the sleek, simple profile suits any environment.

This line adapts to fulfill virtually any function with customizations like flip tops, mobile bases, and adjustable heights. Ideal for shared spaces, users can quickly configure tables to create their optimal working environment.

**Please note:** Custom orders and whiteboard top option are subject to an upcharge and laminate availability. Please contact your sales representative for current availability and lead time information.

SCS Indoor Advantage Gold Certified.

### Standard Includes

- 1-1/8" thick HPL top with T-mold edge band
- Includes 3" dual-wheel casters (two locking)
- Powder-coated steel base in platinum

### Options

- Available in three fixed heights: 29"H, 36"H, and 42"H
- Available in multiple size rectangular table tops
- Available with integrated grommets
- Customizable HPL (see p. 7-8 for swatches)
- Customizable edge band (see p. 7-8 for swatches)

Part No.	Description	Dimensions	Ship Wt.	Base MSRP
<b>A. Inklüd Table (36"H Flip Top T-Leg)</b>				
IN2T1F0ABE-XXXX-XX	3620 Rectangle (Casters / No Grommet)	36"H × 36"W × 20"D	139 lbs	\$1,015.79
IN2T1F0ACE-XXXX-XX	3624 Rectangle (Casters / No Grommet)	36"H × 36"W × 24"D	152 lbs	\$1,022.98
IN2T1F0ADE-XXXX-XX	3630 Rectangle (Casters / No Grommet)	36"H × 36"W × 30"D	170 lbs	\$1,063.02
IN2T1F0ABG-XXXX-XX	4820 Rectangle (Casters / No Grommet)	36"H × 48"W × 20"D	158 lbs	\$1,053.67
IN2T1F0ACG-XXXX-XX	4824 Rectangle (Casters / No Grommet)	36"H × 48"W × 24"D	174 lbs	\$1,073.49
IN2T1F0ADG-XXXX-XX	4830 Rectangle (Casters / No Grommet)	36"H × 48"W × 30"D	198 lbs	\$1,131.20
IN2T1F0ABJ-XXXX-XX	6020 Rectangle (Casters / No Grommet)	36"H × 60"W × 20"D	177 lbs	\$1,091.55
IN2T1F0ACJ-XXXX-XX	6024 Rectangle (Casters / No Grommet)	36"H × 60"W × 24"D	197 lbs	\$1,098.74
IN2T1F0ADJ-XXXX-XX	6030 Rectangle (Casters / No Grommet)	36"H × 60"W × 30"D	227 lbs	\$1,156.46
IN2T1F0ABL-XXXX-XX	7220 Rectangle (Casters / No Grommet)	36"H × 72"W × 20"D	196 lbs	\$1,129.43
IN2T1F0ACL-XXXX-XX	7224 Rectangle (Casters / No Grommet)	36"H × 72"W × 24"D	220 lbs	\$1,149.24
IN2T1F0ADL-XXXX-XX	7230 Rectangle (Casters / No Grommet)	36"H × 72"W × 30"D	255 lbs	\$1,181.71



## Inklüd Table (Flip Top T-Leg)

Empower users to maximize their productivity with the versatile line of Inklüd tables. A practical solution for middle school, higher education, and commercial use, the sleek, simple profile suits any environment.

This line adapts to fulfill virtually any function with customizations like flip tops, mobile bases, and adjustable heights. Ideal for shared spaces, users can quickly configure tables to create their optimal working environment.

**Please note:** Custom orders and whiteboard top option are subject to an upcharge and laminate availability. Please contact your sales representative for current availability and lead time information.

SCS Indoor Advantage Gold Certified.

### Standard Includes

- 1-1/8" thick HPL top with T-mold edge band
- Includes 3" dual-wheel casters (two locking)
- Powder-coated steel base in platinum

### Options

- Available in three fixed heights: 29"H, 36"H, and 42"H
- Available in multiple size rectangular table tops
- Available with integrated grommets
- Customizable HPL (see p. 7-8 for swatches)
- Customizable edge band (see p. 7-8 for swatches)

Part No.	Description	Dimensions	Ship Wt.	Base MSRP
<b>A. Inklüd Table (42"H Flip Top T-Leg)</b>				
IN3T1F0ABE-XXXX-XX	3620 Rectangle (Casters / No Grommet)	42"H × 36"W × 20"D	141 lbs	\$1,029.15
IN3T1F0ACE-XXXX-XX	3624 Rectangle (Casters / No Grommet)	42"H × 36"W × 24"D	153 lbs	\$1,036.34
IN3T1F0ADE-XXXX-XX	3630 Rectangle (Casters / No Grommet)	42"H × 36"W × 30"D	171 lbs	\$1,076.38
IN3T1F0ABG-XXXX-XX	4820 Rectangle (Casters / No Grommet)	42"H × 48"W × 20"D	160 lbs	\$1,067.02
IN3T1F0ACG-XXXX-XX	4824 Rectangle (Casters / No Grommet)	42"H × 48"W × 24"D	176 lbs	\$1,086.84
IN3T1F0ADG-XXXX-XX	4830 Rectangle (Casters / No Grommet)	42"H × 48"W × 30"D	200 lbs	\$1,144.56
IN3T1F0ABJ-XXXX-XX	6020 Rectangle (Casters / No Grommet)	42"H × 60"W × 20"D	179 lbs	\$1,104.90
IN3T1F0ACJ-XXXX-XX	6024 Rectangle (Casters / No Grommet)	42"H × 60"W × 24"D	199 lbs	\$1,112.09
IN3T1F0ADJ-XXXX-XX	6030 Rectangle (Casters / No Grommet)	42"H × 60"W × 30"D	228 lbs	\$1,169.81
IN3T1F0ABL-XXXX-XX	7220 Rectangle (Casters / No Grommet)	42"H × 72"W × 20"D	198 lbs	\$1,142.78
IN3T1F0ACL-XXXX-XX	7224 Rectangle (Casters / No Grommet)	42"H × 72"W × 24"D	222 lbs	\$1,162.60
IN3T1F0ADL-XXXX-XX	7230 Rectangle (Casters / No Grommet)	42"H × 72"W × 30"D	257 lbs	\$1,195.06



## Inklüd Table (Fixed Height X-Base)

Empower users to maximize their productivity with the versatile line of Inklüd tables. A practical solution for middle school, higher education, and commercial use, the sleek, simple profile suits any environment.

This line adapts to fulfill virtually any function with customizations like flip tops, mobile bases, and adjustable heights. Ideal for shared spaces, users can quickly configure tables to create their optimal working environment.

**Please note:** Custom orders and whiteboard top option are subject to an upcharge and laminate availability. Please contact your sales representative for current availability and lead time information.

SCS Indoor Advantage Gold Certified.

### Standard Includes

- 1-1/8" thick HPL top with T-mold edge band
- Powder-coated steel base in platinum

### Options

- Available with glides or 3" dual-wheel casters (two locking)
- Available in three fixed heights: 29", 36", and 42"
- Available in multiple size rectangular table tops
- Available with integrated grommets
- Customizable HPL (see p. 7-8 for swatches)
- Customizable edge band (see p. 7-8 for swatches)

Part No.	Description	Dimensions	Ship Wt.	Base MSRP
<b>A. Inklüd Table (29"H X-Base + Casters)</b>				
IN1X1S0ADD-XXXX-XX	3030 Square (Casters / No Grommet)	29"H × 30"W × 30"D	101 lbs	\$738.47
IN1X1S0RDD-XXXX-XX	3030 Round (Casters / No Grommet)	29"H × 30"W × 30"D	86 lbs	\$738.47
IN1X1S0AEE-XXXX-XX	3636 Square (Casters / No Grommet)	29"H × 36"W × 36"D	134 lbs	\$860.61
IN1X1S0REE-XXXX-XX	3636 Round (Casters / No Grommet)	29"H × 36"W × 36"D	112 lbs	\$860.61
IN1X1S0AFF-XXXX-XX	4242 Square (Casters / No Grommet)	29"H × 42"W × 42"D	173 lbs	\$1,042.51
IN1X1S0RFF-XXXX-XX	4242 Round (Casters / No Grommet)	29"H × 42"W × 42"D	143 lbs	\$1,042.51
<b>B. Inklüd Table (29"H X-Base + Glides)</b>				
IN1X0S0ADD-XXXX-XX	3030 Square (Glides / No Grommet)	29"H × 30"W × 30"D	102 lbs	\$716.88
IN1X0S0RDD-XXXX-XX	3030 Round (Glides / No Grommet)	29"H × 30"W × 30"D	87 lbs	\$716.88
IN1X0S0AEE-XXXX-XX	3636 Square (Glides / No Grommet)	29"H × 36"W × 36"D	135 lbs	\$839.03
IN1X0S0REE-XXXX-XX	3636 Round (Glides / No Grommet)	29"H × 36"W × 36"D	113 lbs	\$839.03
IN1X0S0AFF-XXXX-XX	4242 Square (Glides / No Grommet)	29"H × 42"W × 42"D	175 lbs	\$1,020.93
IN1X0S0RFF-XXXX-XX	4242 Round (Glides / No Grommet)	29"H × 42"W × 42"D	145 lbs	\$1,020.93





## Inklüd Table (Fixed Height X-Base)

Empower users to maximize their productivity with the versatile line of Inklüd tables. A practical solution for middle school, higher education, and commercial use, the sleek, simple profile suits any environment.

This line adapts to fulfill virtually any function with customizations like flip tops, mobile bases, and adjustable heights. Ideal for shared spaces, users can quickly configure tables to create their optimal working environment.

**Please note:** Custom orders and whiteboard top option are subject to an upcharge and laminate availability. Please contact your sales representative for current availability and lead time information.

SCS Indoor Advantage Gold Certified.

### Standard Includes

- 1-1/8" thick HPL top with T-mold edge band
- Powder-coated steel base in platinum

### Options

- Available with glides or 3" dual-wheel casters (two locking)
- Available in three fixed heights: 29", 36", and 42"
- Available in multiple size rectangular table tops
- Available with integrated grommets
- Customizable HPL (see p. 7-8 for swatches)
- Customizable edge band (see p. 7-8 for swatches)

Part No.	Description	Dimensions	Ship Wt.	Base MSRP
<b>A. Inklüd Table (36"H X-Base + Casters)</b>				
IN2X1S0ADD-XXXX-XX	3030 Square (Casters / No Grommet)	36"H × 30"W × 30"D	104 lbs	\$750.01
IN2X1S0RDD-XXXX-XX	3030 Round (Casters / No Grommet)	36"H × 30"W × 30"D	88 lbs	\$750.01
IN2X1S0AEE-XXXX-XX	3636 Square (Casters / No Grommet)	36"H × 36"W × 36"D	137 lbs	\$872.15
IN2X1S0REE-XXXX-XX	3636 Round (Casters / No Grommet)	36"H × 36"W × 36"D	115 lbs	\$872.15
IN2X1S0AFF-XXXX-XX	4242 Square (Casters / No Grommet)	36"H × 42"W × 42"D	176 lbs	\$1,054.05
IN2X1S0RFF-XXXX-XX	4242 Round (Casters / No Grommet)	36"H × 42"W × 42"D	146 lbs	\$1,054.05
<b>B. Inklüd Table (36"H X-Base + Glides)</b>				
IN2X0S0ADD-XXXX-XX	3030 Square (Glides / No Grommet)	36"H × 30"W × 30"D	105 lbs	\$729.01
IN2X0S0RDD-XXXX-XX	3030 Round (Glides / No Grommet)	36"H × 30"W × 30"D	90 lbs	\$729.01
IN2X0S0AEE-XXXX-XX	3636 Square (Glides / No Grommet)	36"H × 36"W × 36"D	138 lbs	\$851.15
IN2X0S0REE-XXXX-XX	3636 Round (Glides / No Grommet)	36"H × 36"W × 36"D	116 lbs	\$851.15
IN2X0S0AFF-XXXX-XX	4242 Square (Glides / No Grommet)	36"H × 42"W × 42"D	177 lbs	\$1,033.05
IN2X0S0RFF-XXXX-XX	4242 Round (Glides / No Grommet)	36"H × 42"W × 42"D	147 lbs	\$1,033.05



## Inklüd Table (Fixed Height X-Base)

Empower users to maximize their productivity with the versatile line of Inklüd tables. A practical solution for middle school, higher education, and commercial use, the sleek, simple profile suits any environment.

This line adapts to fulfill virtually any function with customizations like flip tops, mobile bases, and adjustable heights. Ideal for shared spaces, users can quickly configure tables to create their optimal working environment.

**Please note:** Custom orders and whiteboard top option are subject to an upcharge and laminate availability. Please contact your sales representative for current availability and lead time information.

SCS Indoor Advantage Gold Certified.

### Standard Includes

- 1-1/8" thick HPL top with T-mold edge band
- Powder-coated steel base in platinum

### Options

- Available with glides or 3" dual-wheel casters (two locking)
- Available in three fixed heights: 29", 36", and 42"
- Available in multiple size rectangular table tops
- Available with integrated grommets
- Customizable HPL (see p. 7–8 for swatches)
- Customizable edge band (see p. 7–8 for swatches)

Part No.	Description	Dimensions	Ship Wt.	Base MSRP
<b>A. Inklüd Table (42"H X-Base + Casters)</b>				
IN3X1S0ADD-XXXX-XX	3030 Square (Casters / No Grommet)	42"H × 30"W × 30"D	106 lbs	\$761.57
IN3X1S0RDD-XXXX-XX	3030 Round (Casters / No Grommet)	42"H × 30"W × 30"D	91 lbs	\$761.57
IN3X1S0AEE-XXXX-XX	3636 Square (Casters / No Grommet)	42"H × 36"W × 36"D	139 lbs	\$883.71
IN3X1S0REE-XXXX-XX	3636 Round (Casters / No Grommet)	42"H × 36"W × 36"D	117 lbs	\$883.71
IN3X1S0AFF-XXXX-XX	4242 Square (Casters / No Grommet)	42"H × 42"W × 42"D	178 lbs	\$1,065.61
IN3X1S0RFF-XXXX-XX	4242 Round (Casters / No Grommet)	42"H × 42"W × 42"D	148 lbs	\$1,065.61
<b>B. Inklüd Table (42"H X-Base + Glides)</b>				
IN3X0S0ADD-XXXX-XX	3030 Square (Glides / No Grommet)	42"H × 30"W × 30"D	107 lbs	\$740.55
IN3X0S0RDD-XXXX-XX	3030 Round (Glides / No Grommet)	42"H × 30"W × 30"D	92 lbs	\$740.55
IN3X0S0AEE-XXXX-XX	3636 Square (Glides / No Grommet)	42"H × 36"W × 36"D	141 lbs	\$862.70
IN3X0S0REE-XXXX-XX	3636 Round (Glides / No Grommet)	42"H × 36"W × 36"D	119 lbs	\$862.70
IN3X0S0AFF-XXXX-XX	4242 Square (Glides / No Grommet)	42"H × 42"W × 42"D	180 lbs	\$1,044.60
IN3X0S0RFF-XXXX-XX	4242 Round (Glides / No Grommet)	42"H × 42"W × 42"D	150 lbs	\$1,044.60



## Inklüd Table (Adjustable Height X-Base)

Empower users to maximize their productivity with the versatile line of Inklüd tables. A practical solution for middle school, higher education, and commercial use, the sleek, simple profile suits any environment.

This line adapts to fulfill virtually any function with customizations like flip tops, mobile bases, and adjustable heights. Ideal for shared spaces, users can quickly configure tables to create their optimal working environment.

**Please note:** Custom orders and whiteboard top option are subject to an upcharge and laminate availability. Please contact your sales representative for current availability and lead time information.

SCS Indoor Advantage Gold Certified.

### Standard Includes

- 1-1/8" thick HPL top with T-mold edge band
- Adjustable height (26"–36"H)
- Powder-coated steel base in platinum

### Options

- Available with glides or 3" dual-wheel casters (two locking)
- Available in multiple size rectangular table tops
- Available with integrated grommets
- Customizable HPL (see p. 7–8 for swatches)
- Customizable edge band (see p. 7–8 for swatches)

Part No.	Description	Dimensions	Ship Wt.	Base MSRP
<b>A. Inklüd Table (Adjustable Height X-Base + Casters)</b>				
IN4X1S0ADD-XXXX-XX	3030 Square (Casters / No Grommet)	26"–36"H × 30"W × 30"D	108 lbs	\$727.43
IN4X1S0RDD-XXXX-XX	3030 Round (Casters / No Grommet)	26"–36"H × 30"W × 30"D	93 lbs	\$717.33
IN4X1S0AEE-XXXX-XX	3636 Square (Casters / No Grommet)	26"–36"H × 36"W × 36"D	141 lbs	\$849.58
IN4X1S0REE-XXXX-XX	3636 Round (Casters / No Grommet)	26"–36"H × 36"W × 36"D	119 lbs	\$849.58
IN4X1S0AFF-XXXX-XX	4242 Square (Casters / No Grommet)	26"–36"H × 42"W × 42"D	180 lbs	\$1,031.48
IN4X1S0RFF-XXXX-XX	4242 Round (Casters / No Grommet)	26"–36"H × 42"W × 42"D	150 lbs	\$1,031.48
<b>B. Inklüd Table (Adjustable Height X-Base + Glides)</b>				
IN4X0S0ADD-XXXX-XX	3030 Square (Glides / No Grommet)	26"–36"H × 30"W × 30"D	108 lbs	\$727.43
IN4X0S0RDD-XXXX-XX	3030 Round (Glides / No Grommet)	26"–36"H × 30"W × 30"D	93 lbs	\$717.33
IN4X0S0AEE-XXXX-XX	3636 Square (Glides / No Grommet)	26"–36"H × 36"W × 36"D	141 lbs	\$849.58
IN4X0S0REE-XXXX-XX	3636 Round (Glides / No Grommet)	26"–36"H × 36"W × 36"D	119 lbs	\$849.58
IN4X0S0AFF-XXXX-XX	4242 Square (Glides / No Grommet)	26"–36"H × 42"W × 42"D	180 lbs	\$1,031.48
IN4X0S0RFF-XXXX-XX	4242 Round (Glides / No Grommet)	26"–36"H × 42"W × 42"D	150 lbs	\$1,031.48



## Inklüd Table (Pedestal Base)

Empower users to maximize their productivity with the versatile line of Inklüd tables. A practical solution for middle school, higher education, and commercial use, the sleek, simple profile suits any environment.

This line adapts to fulfill virtually any function with customizations like flip tops, mobile bases, and adjustable heights. Ideal for shared spaces, users can quickly configure tables to create their optimal working environment.

**Please note:** Custom orders and whiteboard top option are subject to an upcharge and laminate availability. Please contact your sales representative for current availability and lead time information.

SCS Indoor Advantage Gold Certified.

### Standard Includes

- 1-1/8" thick HPL top with T-mold edge band
- Powder-coated steel base in platinum

### Options

- Available in three fixed heights: 29", 36", and 42"
- Available in round or squircle table top shapes
- Available with integrated grommets
- Customizable HPL (see p. 7-8 for swatches)
- Customizable edge band (see p. 7-8 for swatches)

Part No.	Description	Dimensions	Ship Wt.	Base MSRP
<b>A. Inklüd Table (Pedestal Base + Round Top)</b>				
IN1P2S0RDD-XXXX-XX	29"H / 3030 Round (No Grommet)	29"H × 30"W × 30"D	120 lbs	\$884.47
IN1P2S0REE-XXXX-XX	29"H / 3636 Round (No Grommet)	29"H × 36"W × 36"D	168 lbs	\$1,119.89
IN1P2S0RFF-XXXX-XX	29"H / 4242 Round (No Grommet)	29"H × 42"W × 42"D	197 lbs	\$1,271.41
IN2P2S0RDD-XXXX-XX	36"H / 3030 Round (No Grommet)	36"H × 30"W × 30"D	122 lbs	\$898.33
IN2P2S0REE-XXXX-XX	36"H / 3636 Round (No Grommet)	36"H × 36"W × 36"D	170 lbs	\$1,133.75
IN2P2S0RFF-XXXX-XX	36"H / 4242 Round (No Grommet)	36"H × 42"W × 42"D	199 lbs	\$1,285.27
IN3P2S0RDD-XXXX-XX	42"H / 3030 Round (No Grommet)	42"H × 30"W × 30"D	124 lbs	\$911.68
IN3P2S0REE-XXXX-XX	42"H / 3636 Round (No Grommet)	42"H × 36"W × 36"D	171 lbs	\$1,147.10
IN3P2S0RFF-XXXX-XX	42"H / 4242 Round (No Grommet)	42"H × 42"W × 42"D	200 lbs	\$1,298.62
<b>B. Inklüd Table (Pedestal Base + Squircle Top)</b>				
IN1O2S0QDD-XXXX-XX	29"H / 3030 Squircle (No Grommet)	29"H × 30"W × 30"D	130 lbs	\$959.22
IN1O2S0QEE-XXXX-XX	29"H / 3636 Squircle (No Grommet)	29"H × 36"W × 36"D	181 lbs	\$1,213.37
IN1O2S0QFF-XXXX-XX	29"H / 4242 Squircle (No Grommet)	29"H × 42"W × 42"D	218 lbs	\$1,364.88
IN2O2S0QDD-XXXX-XX	36"H / 3030 Squircle (No Grommet)	36"H × 30"W × 30"D	132 lbs	\$973.09
IN2O2S0QEE-XXXX-XX	36"H / 3636 Squircle (No Grommet)	36"H × 36"W × 36"D	183 lbs	\$1,227.23
IN2O2S0QFF-XXXX-XX	36"H / 4242 Squircle (No Grommet)	36"H × 42"W × 42"D	220 lbs	\$1,378.75
IN3O2S0QDD-XXXX-XX	42"H / 3030 Squircle (No Grommet)	42"H × 30"W × 30"D	133 lbs	\$986.44
IN3O2S0QEE-XXXX-XX	42"H / 3636 Squircle (No Grommet)	42"H × 36"W × 36"D	184 lbs	\$1,240.58
IN3O2S0QFF-XXXX-XX	42"H / 4242 Squircle (No Grommet)	42"H × 42"W × 42"D	222 lbs	\$1,392.10



## Compass Makerspace Table (29"H)

Designed to accommodate sketching, experimenting, building, and other facets of the creative process, Compass Makerspace Tables make it easy to create an atmosphere where discovery can take place through hands-on learning.

Tables come standard with durable and scratch-resistant laminate tops, or you can upgrade to butcher block. Butcher block tops are made of solid maple hardwood, designed to withstand years of use in a variety of settings. Optional side panels and shelves complete the tables, providing storage for learning tools. Side panels include peg holes to keep tools handy and organized, leaving a clear tabletop for better use.

The side panels and laminate top edge band colors come in all Hierarchy colors, allowing easy color-coding of zones or other spaces.

Compass Makerspace Tables are safe and suitable for students of all ages, with rounded-edge tops that reduce bumps and bruises. Tables are available in multiple heights and widths, allowing students to sit or stand while working.

**Please note:** Custom orders and whiteboard top option are subject to an upcharge and laminate availability. Please contact your sales representative for current availability and lead time information.

SCS Indoor Advantage Gold Certified.

### Standard Includes

- Powder-coated steel base in platinum
- Dual-wheel high durability locking casters

### Options

- 1-1/8" thick HPL top with T-mold edge band, or 1-3/4" solid wood butcher block top
- Available in three heights (29", 36", or 42") in multiple rectangular sizes
- Customizable HPL (see p. 7-8 for swatches)
- Customizable edge band (see p. 7-8 for swatches)
- Side panels with peg board available in multiple colors (see p. 11 for swatches)
- Under table storage shelves available (must purchase side panels with shelves)

Part No.	Description	Dimensions	Ship Wt.	Base MSRP
<b>A. Compass Makerspace Table (29"H) - Laminate Top</b>				
91694-A-XXXX-XX	Compass Makerspace Table 6030 - Laminate Top (29 in)	29"H × 60"W × 30"D	134 lbs	\$1,172.45
91694-B-XXXX-XX	Compass Makerspace Table 7230 - Laminate Top (29 in)	29"H × 72"W × 30"D	147 lbs	\$1,133.75
91694-C-XXXX-XX	Compass Makerspace Table 6036 - Laminate Top (29 in)	29"H × 60"W × 36"D	147 lbs	\$1,272.35
91694-D-XXXX-XX	Compass Makerspace Table 7236 - Laminate Top (29 in)	29"H × 72"W × 36"D	163 lbs	\$1,275.12
91695-E-XXXX-XX	Compass Makerspace Table 3636 - Laminate Top (29 in)	29"H × 36"W × 36"D	105 lbs	\$1,038.33
<b>B. Compass Makerspace Table (29"H) - Butcher Block Top</b>				
91694-A-BUTCHER	Compass Makerspace Table 6030 - Butcher Block Top (29.6 in)	29.6"H × 60"W × 30"D	147 lbs	\$2,150.86
91694-B-BUTCHER	Compass Makerspace Table 7230 - Butcher Block Top (29.6 in)	29.6"H × 72"W × 30"D	163 lbs	\$2,365.42
91694-C-BUTCHER	Compass Makerspace Table 6036 - Butcher Block Top (29.6 in)	29.6"H × 60"W × 36"D	163 lbs	\$2,365.42
91694-D-BUTCHER	Compass Makerspace Table 7236 - Butcher Block Top (29.6 in)	29.6"H × 72"W × 36"D	182 lbs	\$2,685.17
91695-E-BUTCHER	Compass Makerspace Table 3636 - Butcher Block Top (29.6 in)	29.6"H × 36"W × 36"D	114 lbs	\$1,702.07



Shown with optional side panels and shelves

## Compass Makerspace Table (36"H)

Designed to accommodate sketching, experimenting, building, and other facets of the creative process, Compass Makerspace Tables make it easy to create an atmosphere where discovery can take place through hands-on learning.

Tables come standard with durable and scratch-resistant laminate tops, or you can upgrade to butcher block. Butcher block tops are made of solid maple hardwood, designed to withstand years of use in a variety of settings. Optional side panels and shelves complete the tables, providing storage for learning tools. Side panels include peg holes to keep tools handy and organized, leaving a clear tabletop for better use.

The side panels and laminate top edge band colors come in all Hierarchy colors, allowing easy color-coding of zones or other spaces.

Compass Makerspace Tables are safe and suitable for students of all ages, with rounded-edge tops that reduce bumps and bruises. Tables are available in multiple heights and widths, allowing students to sit or stand while working.

**Please note:** Custom orders and whiteboard top option are subject to an upcharge and laminate availability. Please contact your sales representative for current availability and lead time information.

SCS Indoor Advantage Gold Certified.

### Standard Includes

- Powder-coated steel base in platinum
- Dual-wheel high durability locking casters

### Options

- 1-1/8" thick HPL top with T-mold edge band, or 1-3/4" solid wood butcher block top
- Available in three heights (29", 36", or 42") in multiple rectangular sizes
- Customizable HPL (see p. 7-8 for swatches)
- Customizable edge band (see p. 7-8 for swatches)
- Side panels with peg board available in multiple colors (see p. 11 for swatches)
- Under table storage shelves available (must purchase side panels with shelves)

Part No.	Description	Dimensions	Ship Wt.	Base MSRP
<b>A. Compass Makerspace Table (36"H) - Laminate Top</b>				
91715-A-XXXX-XX	Compass Makerspace Table 6030 - Laminate Top (36 in)	36"H × 60"W × 30"D	141 lbs	\$1,200.13
91715-B-XXXX-XX	Compass Makerspace Table 7230 - Laminate Top (36 in)	36"H × 72"W × 30"D	154 lbs	\$1,221.59
91715-C-XXXX-XX	Compass Makerspace Table 6036 - Laminate Top (36 in)	36"H × 60"W × 36"D	154 lbs	\$1,339.52
91715-D-XXXX-XX	Compass Makerspace Table 7236 - Laminate Top (36 in)	36"H × 72"W × 36"D	170 lbs	\$1,343.66
91714-E-XXXX-XX	Compass Makerspace Table 3636 - Laminate Top (36 in)	36"H × 36"W × 36"D	112 lbs	\$1,120.88
<b>B. Compass Makerspace Table (36"H) - Butcher Block Top</b>				
91715-A-BUTCHER	Compass Makerspace Table 6030 - Butcher Block Top (36.6 in)	36.6"H × 60"W × 30"D	154 lbs	\$2,183.09
91715-B-BUTCHER	Compass Makerspace Table 7230 - Butcher Block Top (36.6 in)	36.6"H × 72"W × 30"D	170 lbs	\$2,397.66
91715-C-BUTCHER	Compass Makerspace Table 6036 - Butcher Block Top (36.6 in)	36.6"H × 60"W × 36"D	170 lbs	\$2,397.66
91715-D-BUTCHER	Compass Makerspace Table 7236 - Butcher Block Top (36.6 in)	36.6"H × 72"W × 36"D	189 lbs	\$2,717.41
91714-E-BUTCHER	Compass Makerspace Table 3636 - Butcher Block Top (36.6 in)	36.6"H × 36"W × 36"D	121 lbs	\$1,753.07



Shown with optional side panels and shelves

## Compass Makerspace Table (42"H)

Designed to accommodate sketching, experimenting, building, and other facets of the creative process, Compass Makerspace Tables make it easy to create an atmosphere where discovery can take place through hands-on learning.

Tables come standard with durable and scratch-resistant laminate tops, or you can upgrade to butcher block. Butcher block tops are made of solid maple hardwood, designed to withstand years of use in a variety of settings. Optional side panels and shelves complete the tables, providing storage for learning tools. Side panels include peg holes to keep tools handy and organized, leaving a clear tabletop for better use.

The side panels and laminate top edge band colors come in all Hierarchy colors, allowing easy color-coding of zones or other spaces.

Compass Makerspace Tables are safe and suitable for students of all ages, with rounded-edge tops that reduce bumps and bruises. Tables are available in multiple heights and widths, allowing students to sit or stand while working.

**Please note:** Custom orders and whiteboard top option are subject to an upcharge and laminate availability. Please contact your sales representative for current availability and lead time information.

SCS Indoor Advantage Gold Certified.

### Standard Includes

- Powder-coated steel base in platinum
- Dual-wheel high durability locking casters

### Options

- 1-1/8" thick HPL top with T-mold edge band, or 1-3/4" solid wood butcher block top
- Available in three heights (29", 36", or 42") in multiple rectangular sizes
- Customizable HPL (see p. 7-8 for swatches)
- Customizable edge band (see p. 7-8 for swatches)
- Side panels with peg board available in multiple colors (see p. 11 for swatches)
- Under table storage shelves available (must purchase side panels with shelves)

Part No.	Description	Dimensions	Ship Wt.	Base MSRP
<b>A. Compass Makerspace Table (42"H) - Laminate Top</b>				
91696-A-XXXX-XX	Compass Makerspace Table 6030 - Laminate Top (42 in)	42"H × 60"W × 30"D	149 lbs	\$1,258.08
91696-B-XXXX-XX	Compass Makerspace Table 7230 - Laminate Top (42 in)	42"H × 72"W × 30"D	162 lbs	\$1,300.18
91696-C-XXXX-XX	Compass Makerspace Table 6036 - Laminate Top (42 in)	42"H × 60"W × 36"D	162 lbs	\$1,397.47
91696-D-XXXX-XX	Compass Makerspace Table 7236 - Laminate Top (42 in)	42"H × 72"W × 36"D	178 lbs	\$1,401.62
91697-E-XXXX-XX	Compass Makerspace Table 3636 - Laminate Top (42 in)	42"H × 36"W × 36"D	120 lbs	\$1,183.33
<b>B. Compass Makerspace Table (42"H) - Butcher Block Top</b>				
91696-A-BUTCHER	Compass Makerspace Table 6030 - Butcher Block Top (42.6 in)	42.6"H × 60"W × 30"D	162 lbs	\$2,219.97
91696-B-BUTCHER	Compass Makerspace Table 7230 - Butcher Block Top (42.6 in)	42.6"H × 72"W × 30"D	178 lbs	\$2,434.53
91696-C-BUTCHER	Compass Makerspace Table 6036 - Butcher Block Top (42.6 in)	42.6"H × 60"W × 36"D	178 lbs	\$2,434.53
91696-D-BUTCHER	Compass Makerspace Table 7236 - Butcher Block Top (42.6 in)	42.6"H × 72"W × 36"D	197 lbs	\$2,754.28
91697-E-BUTCHER	Compass Makerspace Table 3636 - Butcher Block Top (42.6 in)	42.6"H × 36"W × 36"D	129 lbs	\$1,792.24



Shown with optional side panels and shelves

## Compass Makerspace Table Accessories


Designed to accommodate sketching, experimenting, building, and other facets of the creative process, Compass Makerspace Tables make it easy to create an atmosphere where discovery can take place through hands-on learning.

Optional side panels and shelves complete the tables, providing storage for learning tools. Side panels include peg holes to keep tools handy and organized, leaving a clear tabletop for better use.

The side panels and laminate top edge band colors come in all Hierarchy colors, allowing easy color-coding of zones or other spaces.

SCS Indoor Advantage Gold Certified.

Part No.	Description	Dimensions	Ship Wt.	Base MSRP
<b>A. Compass Makerspace Table Accessories</b>				
52990-XXXX	Compass Makerspace Table Side Panels (set of 2)	19"H × 21.7"W × 1.5"D	18 lbs	\$211.74
91698	Compass Makerspace Table Shelves - 36" Table (set of 2)	1.9"H × 29"W × 9"D	25 lbs	\$166.99
91699	Compass Makerspace Table Shelves - 60" or 72" Table (set of 2)	1.9"H × 58.2"W × 9"D	46 lbs	\$309.37





## Student Desk & Table Accessories

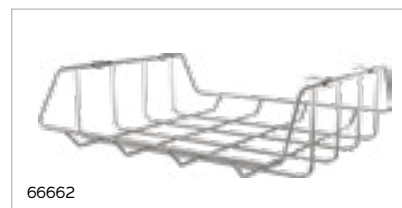
We offer a variety of student desk accessories to add fun and functionality to your classrooms, including casters, several book box options, cup holders, and more.

**Please note:** not all accessories will work with all desk and tables. Please contact your sales representative for compatibility.

SCS Indoor Advantage Gold Certified.

Part No.	Description	Dimensions	Ship Wt.	Base MSRP
<b>A. Student Desk &amp; Table Accessories</b>				
12934	Hierarchy Casters (set of 2 locking) (new style)	2.6" diameter	4 lbs	\$53.00
66662	Student Desk Wire Book Box (Chrome)	4"H × 15"W × 13.5"D	5 lbs	\$49.69
66661	Student Desk Wire Book Box (Black)	4"H × 15"W × 13.5"D	5 lbs	\$49.69
66633	Student Desk Enclosed Book Box (Platinum)	4"H × 17"W × 12"D	3 lbs	\$96.74
45131	Student Desk Tote Tray II	5.7"H × 14.9"W × 17"D	10 lbs	\$99.00
66669	Student Desk Pack Hook (set of 2)	Holds up to 50 lbs	2 lbs	\$8.92
59019	Student Desk Cup Holder	4.1"H × 6.5"W × 4"D	1 lb	\$24.26

DISCONTINUED: Products in red available while supplies last!



## MediaSpace Table - Small

The MediaSpace Table is an effective solution for virtually any group setting, including STEM classrooms and team collaboration environments.

Integrate a variety of technologies using monitor mounts or flat panel carts.

Compact size allows it to fit in a variety of environments. Each MediaSpace Table seats 4 to 5 comfortably. Two back-to-back MediaSpace Tables creates a full group modular conference table.

Available with a customizable top and edge banding. Upgrade to a whiteboard top and you have a full array of communication in one area.

Standard legs are available in black or platinum, and adjust from 22" to 32" high. Upgrade to standing height legs for 27" to 42" height adjustment.

Includes built in grommets for easy cable management, or to add power accessories.

Optional casters for easy mobility wherever it is needed. Optional pack hook for backpack storage.

**Please note:** Custom orders and whiteboard top option are subject to an upcharge and laminate availability. Please contact your sales representative for current availability and lead time information.

SCS Indoor Advantage Gold Certified.

### Standard Includes

- 1-1/8" thick HPL top with T-mold edge band
- Grommet included on table top
- Powder-coated steel Hierarchy legs with chrome inserts and floor safe swivel glides
- Height adjustable from 18" to 29"H with standard desk height leg inserts

### Options

- Customizable HPL (see p. 7-8 for swatches)
- Customizable edge band (see p. 7-8 for swatches)
- Legs available in black or platinum
- Youth height leg option for 12" to 18"H adjustment
- Standing height leg option for 27" to 42"H adjustment
- Casters (locking and non-locking) available
- Pack hook available (holds up to 50 lbs)
- Ganging device available
- Pop-Up Grommet Outlet & USB Charger available

Part No.	Description	Dimensions	Ship Wt.	Base MSRP
<b>A. MediaSpace Table - Small</b>				
27749-XXXX-XX	MediaSpace Table Small - Black Legs	18" - 29"H × 60"W × 48"D	134 lbs	\$880.64
27750-XXXX-XX	MediaSpace Table Small - Platinum Legs	18" - 29"H × 60"W × 48"D	134 lbs	\$880.64
27749S-XXXX-XX	MediaSpace Table Small - Black Legs (Standing Height)	27" - 42"H × 60"W × 48"D	134 lbs	\$1,021.44
27750S-XXXX-XX	MediaSpace Table Small - Platinum Legs (Standing Height)	27" - 42"H × 60"W × 48"D	134 lbs	\$1,021.44



## MediaSpace Table - Large

The MediaSpace Table is an effective solution for virtually any space, designed for STEM classrooms and team collaboration environments.

Integrate a variety of technologies using monitor mounts or flat panel carts.

Size allows it to fit in a variety of environments. Each double-table set up seats 6 to 10 comfortably. Fit two U-shapes back-to-back and create a full group conference table.

Available with a customizable top and edge banding. Upgrade to a whiteboard top and you have a full array of communication in one compact area.

Standard legs are available in black or platinum, and adjust from 22" to 32" high. Upgrade to standing height legs for 27" to 42" height adjustment.

Includes built in grommets for easy cable management, or to add power accessories.

Optional casters give you easy mobility wherever needed. Optional pack hooks provide backpack and purse storage.

**Please note:** Custom orders and whiteboard top option are subject to an upcharge and laminate availability. Please contact your sales representative for current availability and lead time information.

SCS Indoor Advantage Gold Certified.

### Standard Includes

- 1-1/8" thick HPL top with T-mold edge band
- Grommet included on table top
- Powder-coated steel Hierarchy legs with chrome inserts and floor safe swivel glides
- Height adjustable from 18" to 29"H with standard desk height leg inserts

### Options

- Customizable HPL (see p. 7-8 for swatches)
- Customizable edge band (see p. 7-8 for swatches)
- Legs available in black or platinum
- Youth height leg option for 12" to 18"H adjustment
- Standing height leg option for 27" to 42"H adjustment
- Casters (locking and non-locking) available
- Pack hook available (holds up to 50 lbs)
- Ganging device available
- Pop-Up Grommet Outlet & USB Charger available

Part No.	Description	Dimensions	Ship Wt.	Base MSRP
<b>A. MediaSpace Table - Large</b>				
27755-XXXX-XX	MediaSpace Table Large (Double Table) - Black Legs	18" - 29"H × 71.4"W × 58.8"D	168 lbs	\$1,672.59
27756-XXXX-XX	MediaSpace Table Large (Double Table) - Platinum Legs	18" - 29"H × 71.4"W × 58.8"D	168 lbs	\$1,672.59
27755S-XXXX-XX	MediaSpace Table Large (Double Table) - Black Legs (Stand Ht)	27" - 42"H × 71.4"W × 58.8"D	168 lbs	\$1,813.39
27756S-XXXX-XX	MediaSpace Table Large (Double Table) - Platinum Legs (Stand Ht)	27" - 42"H × 71.4"W × 58.8"D	168 lbs	\$1,813.39



## MooreCo Cocoon

Curved design created an inviting and welcoming space, inspired by the new world of learning. A perfect solution for flexible socializing, meeting, and relaxing.

An ideal choice for in-between spaces, with ample seating capacity and configurability.

Low or high surface provides generous work space.

Stadium seating capacity increases line-of-sight, allowing optimum viewing ability for everyone.

Fully upholstered soft seating bench available with backrest for extra comfort.

Can be specified in multiple configurations.

Offered in customizable laminate and fabric options. Use our graded-in program or call about COM.

SCS Indoor Advantage Gold Certified.

### Standard Includes

- Post laminate construction
- 1-1/4" laminate

Configuration 1:

- Fully upholstered bench with back
- Aluminum legs on bench
- 41"H surface
- Qty 2 – BM.CO.TB.883641
- Qty 2 – BM.CO.B.602930

Configuration 2:

- Fully upholstered bench with no back
- Aluminum legs on bench
- Center wedge table
- 30"H surface
- Qty 2 – BM.CO.TB.883630
- Qty 2 – BM.CO.B.512818.NB
- Qty 1 – CO.ST.2119131

Configuration 3:

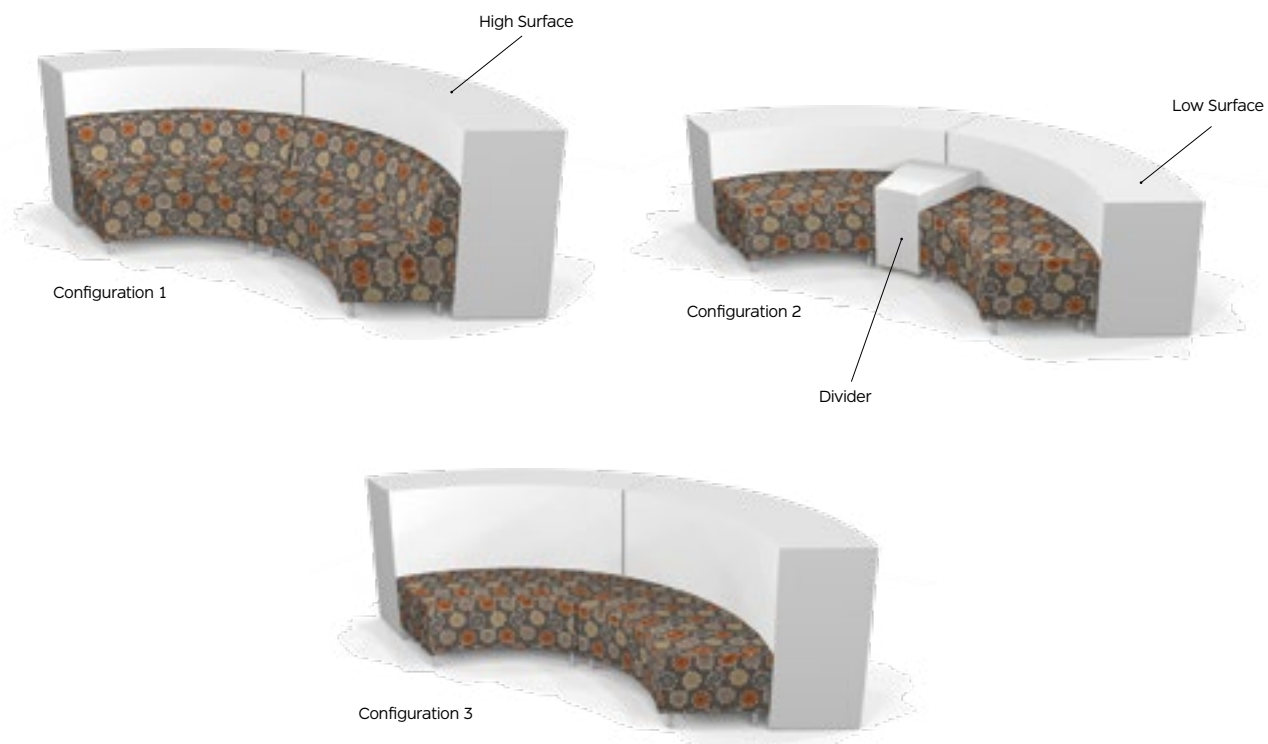
- Fully upholstered bench with no back
- Aluminum legs on bench
- 41"H surface
- Qty 2 – BM.CO.TB.883641
- Qty 2 – BM.CO.B.602918.NB

### Required to Specify

Finishes:

- Laminate selections (-XXXX) (see pp. 7-10 for swatches)
- COM or graded-in fabric selection (-FABRICNAME)

Part No.	Description	Dimensions	Base MSRP
<b>A. Cocoon Configurations</b>			
SG.CO.1527041-XXXX-COM	Cocoon Configuration 1	41"H × 152"W × 70"D	CALL
SG.CO.1527030.NB.ST-XXXX-COM	Cocoon Configuration 2	30"H × 152"W × 70"D	CALL
SG.CO.1527041.NB-XXXX-COM	Cocoon Configuration 3	41"H × 152"W × 70"D	CALL
<b>B. Cocoon Laminate Pieces</b>			
BM.CO.TB.883641-XXXX	Cocoon High Surface	41"H × 88"W × 36"D	\$10,667.94
BM.CO.TB.883630-XXXX	Cocoon Low Surface	30"H × 88"W × 36"D	\$8,207.12
BM.CO.ST.211913-XXXX	Cocoon Divider	22"H × 24.5"W × 20"D	\$3,286.28



## MooreCo Cocoon (continued)

Curved design created an inviting and welcoming space, inspired by the new world of learning. A perfect solution for flexible socializing, meeting, and relaxing.

An ideal choice for in-between spaces, with ample seating capacity and configurability.

Low or high surface provides generous work space.

Stadium seating capacity increases line-of-sight, allowing optimum viewing ability for everyone.

Fully upholstered soft seating bench available with backrest for extra comfort.

Can be specified in multiple configurations.

Offered in customizable laminate and fabric options. Use our graded-in program or call about COM.

SCS Indoor Advantage Gold Certified.

### Standard Includes

- Post laminate construction
- 1-1/4" laminate

Configuration 1:

- Fully upholstered bench with back
- Aluminum legs on bench
- 41"H surface
- Qty 2 – BM.CO.TB.883641
- Qty 2 – BM.CO.B.602930

Configuration 2:

- Fully upholstered bench with no back
- Aluminum legs on bench
- Center wedge table
- 30"H surface
- Qty 2 – BM.CO.TB.883630
- Qty 2 – BM.CO.B.512818.NB
- Qty 1 – CO.ST.2119131

Configuration 3:

- Fully upholstered bench with no back
- Aluminum legs on bench
- 41"H surface
- Qty 2 – BM.CO.TB.883641
- Qty 2 – BM.CO.B.602918.NB

### Required to Specify

Finishes:

- Laminate selections (-XXXX) (see pp. 7–10 for swatches)
- COM or graded-in fabric selection (-FABRICNAME)

Part No.	Description	Dimensions	Base MSRP
<b>A. Cocoon Bench + Back Rest</b>			
BM.CO.B.602930-COM	Cocoon Bench + Back Rest (COM)	30"H × 60"W × 29"D	\$4,639.64
BM.CO.B.602930-GRADE1	Cocoon Bench + Back Rest (Grade 01)	30"H × 60"W × 29"D	\$5,050.35
BM.CO.B.602930-GRADE2	Cocoon Bench + Back Rest (Grade 02)	30"H × 60"W × 29"D	\$5,268.45
BM.CO.B.602930-GRADE3	Cocoon Bench + Back Rest (Grade 03)	30"H × 60"W × 29"D	\$5,565.19
BM.CO.B.602930-GRADE4	Cocoon Bench + Back Rest (Grade 04)	30"H × 60"W × 29"D	\$5,950.96
BM.CO.B.602930-GRADE5	Cocoon Bench + Back Rest (Grade 05)	30"H × 60"W × 29"D	\$6,247.68
BM.CO.B.602930-GRADE6	Cocoon Bench + Back Rest (Grade 06)	30"H × 60"W × 29"D	\$6,544.42
BM.CO.B.602930-GRADE7	Cocoon Bench + Back Rest (Grade 07)	30"H × 60"W × 29"D	\$6,841.16
BM.CO.B.602930-GRADE8	Cocoon Bench + Back Rest (Grade 08)	30"H × 60"W × 29"D	\$7,137.90
BM.CO.B.602930-GRADE9	Cocoon Bench + Back Rest (Grade 09)	30"H × 60"W × 29"D	\$7,553.34
<b>B. Cocoon Bench</b>			
BM.CO.B.602918.NB-COM	Cocoon Bench (COM)	18"H × 60"W × 29"D	\$3,122.83
BM.CO.B.602918.NB-GRADE1	Cocoon Bench (Grade 01)	18"H × 60"W × 29"D	\$4,073.14
BM.CO.B.602918.NB-GRADE2	Cocoon Bench (Grade 02)	18"H × 60"W × 29"D	\$4,192.10
BM.CO.B.602918.NB-GRADE3	Cocoon Bench (Grade 03)	18"H × 60"W × 29"D	\$4,353.95
BM.CO.B.602918.NB-GRADE4	Cocoon Bench (Grade 04)	18"H × 60"W × 29"D	\$4,564.36
BM.CO.B.602918.NB-GRADE5	Cocoon Bench (Grade 05)	18"H × 60"W × 29"D	\$4,726.23
BM.CO.B.602918.NB-GRADE6	Cocoon Bench (Grade 06)	18"H × 60"W × 29"D	\$4,888.09
BM.CO.B.602918.NB-GRADE7	Cocoon Bench (Grade 07)	18"H × 60"W × 29"D	\$5,049.95
BM.CO.B.602918.NB-GRADE8	Cocoon Bench (Grade 08)	18"H × 60"W × 29"D	\$5,211.80
BM.CO.B.602918.NB-GRADE9	Cocoon Bench (Grade 09)	18"H × 60"W × 29"D	\$5,438.40



## MooreCo Cocoon (continued)

Curved design created an inviting and welcoming space, inspired by the new world of learning. A perfect solution for flexible socializing, meeting, and relaxing.

An ideal choice for in-between spaces, with ample seating capacity and configurability.

Low or high surface provides generous work space.

Stadium seating capacity increases line-of-sight, allowing optimum viewing ability for everyone.

Fully upholstered soft seating bench available with backrest for extra comfort.

Can be specified in multiple configurations.

Offered in customizable laminate and fabric options. Use our graded-in program or call about COM.

SCS Indoor Advantage Gold Certified.

### Standard Includes

- Post laminate construction
- 1-1/4" laminate

Configuration 1:

- Fully upholstered bench with back
- Aluminum legs on bench
- 41"H surface
- Qty 2 – BM.CO.TB.883641
- Qty 2 – BM.CO.B.602930

Configuration 2:

- Fully upholstered bench with no back
- Aluminum legs on bench
- Center wedge table
- 30"H surface
- Qty 2 – BM.CO.TB.883630
- Qty 2 – BM.CO.B.512818.NB
- Qty 1 – CO.ST.2119131

Configuration 3:

- Fully upholstered bench with no back
- Aluminum legs on bench
- 41"H surface
- Qty 2 – BM.CO.TB.883641
- Qty 2 – BM.CO.B.602918.NB

### Required to Specify

Finishes:

- Laminate selections (-XXXX) (see pp. 7–10 for swatches)
- COM or graded-in fabric selection (-FABRICNAME)

Part No.	Description	Dimensions	Base MSRP
<b>A. Cocoon Small Bench + Back Rest</b>			
BM.CO.B.512830-COM	Cocoon Small Bench + Back Rest (COM)	30"H × 51"W × 28"D	\$3,818.78
BM.CO.B.512830-GRADE1	Cocoon Small Bench + Back Rest (Grade 01)	30"H × 51"W × 28"D	\$4,199.79
BM.CO.B.512830-GRADE2	Cocoon Small Bench + Back Rest (Grade 02)	30"H × 51"W × 28"D	\$4,378.23
BM.CO.B.512830-GRADE3	Cocoon Small Bench + Back Rest (Grade 03)	30"H × 51"W × 28"D	\$4,621.01
BM.CO.B.512830-GRADE4	Cocoon Small Bench + Back Rest (Grade 04)	30"H × 51"W × 28"D	\$4,936.65
BM.CO.B.512830-GRADE5	Cocoon Small Bench + Back Rest (Grade 05)	30"H × 51"W × 28"D	\$5,179.43
BM.CO.B.512830-GRADE6	Cocoon Small Bench + Back Rest (Grade 06)	30"H × 51"W × 28"D	\$5,422.21
BM.CO.B.512830-GRADE7	Cocoon Small Bench + Back Rest (Grade 07)	30"H × 51"W × 28"D	\$5,665.00
BM.CO.B.512830-GRADE8	Cocoon Small Bench + Back Rest (Grade 08)	30"H × 51"W × 28"D	\$5,907.79
BM.CO.B.512830-GRADE9	Cocoon Small Bench + Back Rest (Grade 09)	30"H × 51"W × 28"D	\$6,247.68
<b>B. Cocoon Small Bench</b>			
BM.CO.B.512818.NB-COM	Cocoon Small Bench (COM)	18"H × 51"W × 28"D	\$2,736.20
BM.CO.B.512818.NB-GRADE1	Cocoon Small Bench (Grade 01)	18"H × 51"W × 28"D	\$3,394.28
BM.CO.B.512818.NB-GRADE2	Cocoon Small Bench (Grade 02)	18"H × 51"W × 28"D	\$3,493.42
BM.CO.B.512818.NB-GRADE3	Cocoon Small Bench (Grade 03)	18"H × 51"W × 28"D	\$3,628.31
BM.CO.B.512818.NB-GRADE4	Cocoon Small Bench (Grade 04)	18"H × 51"W × 28"D	\$3,803.65
BM.CO.B.512818.NB-GRADE5	Cocoon Small Bench (Grade 05)	18"H × 51"W × 28"D	\$3,938.53
BM.CO.B.512818.NB-GRADE6	Cocoon Small Bench (Grade 06)	18"H × 51"W × 28"D	\$4,073.41
BM.CO.B.512818.NB-GRADE7	Cocoon Small Bench (Grade 07)	18"H × 51"W × 28"D	\$4,208.28
BM.CO.B.512818.NB-GRADE8	Cocoon Small Bench (Grade 08)	18"H × 51"W × 28"D	\$4,343.16
BM.CO.B.512818.NB-GRADE9	Cocoon Small Bench (Grade 09)	18"H × 51"W × 28"D	\$4,532.00



## MooreCo Cocoon Media Space

Cozy and insular, a cocoon is a space where powerful change takes place.

The Cocoon Media Space is an upscale solution combining technology and functionality, with versatile and independent seating, ideal for situations that require thinking outside the box.

For students and collaborative learners, the Cocoon Media Space provides the closeness that allows for group thinking, as well as the expansiveness required for big ideas.

Hybrid learning and integrative educational experiences can take place at the Cocoon Media Space, easily configurable into any library, study hall, or open office area.

The seating is versatile and independent, with laminate available in countless finishes. The back panel has been designed to support up to a 55" flat panel. Grommet holes are included for cable management.

All seating fabric COM or through our graded-in program (call for pricing).

SCS Indoor Advantage Gold Certified.

### Standard Includes


- Post laminate construction
- 1-1/4" laminate
- Fully upholstered benches with back
- Aluminum legs on bench
- 41"H surface

### Required to Specify

Finishes:

- Laminate selections (-XXXX) (see pp. 7-10 for swatches)
- COM or graded-in fabric selection (-FABRICNAME)

Part No.	Description	Dimensions	Base MSRP
<b>A. Cocoon Media Space Laminate Pieces</b>			
BM.CO.WL.540462	Cocoon Media Space Wall	62"H × 54"W × 4"D	\$3,995.70
BM.CO.TB.1125429	Cocoon Media Space Table (112") + Power	29"H × 112"W × 54"D	\$2,649.94
BM.CO.TB.1125429.NP	Cocoon Media Space Table (112")	29"H × 112"W × 54"D	\$2,283.53
BM.CO.TB.725429	Cocoon Media Space Table (72") + Power	29"H × 72"W × 54"D	\$2,394.78
BM.CO.TB.725429.NP	Cocoon Media Space Table (72")	29"H × 72"W × 54"D	\$2,024.43
BM.CO.TB.491441	Cocoon Media Space High Surface (Straight)	41"H × 49"W × 14"D	\$3,862.04
BM.CO.TB.711441	Cocoon Media Space High Surface (Curved)	41"H × 71"W × 14"D	\$5,090.04
BM.CO.WL.COW	Cocoon Media Space Wall Mount Brackets (customer own wall)	n/a	\$431.85



## MooreCo Cocoon Media Space (continued)

Cozy and insular, a cocoon is a space where powerful change takes place.

The Cocoon Media Space is an upscale solution combining technology and functionality, with versatile and independent seating, ideal for situations that require thinking outside the box.

For students and collaborative learners, the Cocoon Media Space provides the closeness that allows for group thinking, as well as the expansiveness required for big ideas.

Hybrid learning and integrative educational experiences can take place at the Cocoon Media Space, easily configurable into any library, study hall, or open office area.

The seating is versatile and independent, with laminate available in countless finishes. The back panel has been designed to support up to a 55" flat panel. Grommet holes are included for cable management.

All seating fabric COM or through our graded-in program (call for pricing).

SCS Indoor Advantage Gold Certified.

### Standard Includes

- Post laminate construction
- 1-1/4" laminate
- Fully upholstered benches with back
- Aluminum legs on bench
- 41"H surface

### Required to Specify

Finishes:

- Laminate selections (XXXX) (see pp. 7–10 for swatches)
- COM or graded-in fabric selection (-FABRICNAME)

Part No.	Description	Dimensions	Base MSRP
<b>A. Cocoon Media Space Straight Bench + Back Rest</b>			
BM.CO.B.492630-COM	Cocoon Media Space Straight Bench + Back Rest (COM)	30"H × 49"W × 26"D	\$1,922.09
BM.CO.B.492630-GRADE1	Cocoon Media Space Straight Bench + Back Rest (Grade 01)	30"H × 49"W × 26"D	\$2,314.08
BM.CO.B.492630-GRADE2	Cocoon Media Space Straight Bench + Back Rest (Grade 02)	30"H × 49"W × 26"D	\$2,498.12
BM.CO.B.492630-GRADE3	Cocoon Media Space Straight Bench + Back Rest (Grade 03)	30"H × 49"W × 26"D	\$2,748.58
BM.CO.B.492630-GRADE4	Cocoon Media Space Straight Bench + Back Rest (Grade 04)	30"H × 49"W × 26"D	\$3,074.16
BM.CO.B.492630-GRADE5	Cocoon Media Space Straight Bench + Back Rest (Grade 05)	30"H × 49"W × 26"D	\$3,324.62
BM.CO.B.492630-GRADE6	Cocoon Media Space Straight Bench + Back Rest (Grade 06)	30"H × 49"W × 26"D	\$3,575.08
BM.CO.B.492630-GRADE7	Cocoon Media Space Straight Bench + Back Rest (Grade 07)	30"H × 49"W × 26"D	\$3,825.53
BM.CO.B.492630-GRADE8	Cocoon Media Space Straight Bench + Back Rest (Grade 08)	30"H × 49"W × 26"D	\$4,075.98
BM.CO.B.492630-GRADE9	Cocoon Media Space Straight Bench + Back Rest (Grade 09)	30"H × 49"W × 26"D	\$4,426.62
<b>B. Cocoon Media Space Straight Bench</b>			
BM.CO.B.492618.NB-COM	Cocoon Media Space Straight Bench (COM)	18"H × 49"W × 26"D	\$1,509.67
BM.CO.B.492618.NB-GRADE1	Cocoon Media Space Straight Bench (Grade 01)	18"H × 49"W × 26"D	\$1,814.56
BM.CO.B.492618.NB-GRADE2	Cocoon Media Space Straight Bench (Grade 02)	18"H × 49"W × 26"D	\$1,957.70
BM.CO.B.492618.NB-GRADE3	Cocoon Media Space Straight Bench (Grade 03)	18"H × 49"W × 26"D	\$2,152.50
BM.CO.B.492618.NB-GRADE4	Cocoon Media Space Straight Bench (Grade 04)	18"H × 49"W × 26"D	\$2,405.73
BM.CO.B.492618.NB-GRADE5	Cocoon Media Space Straight Bench (Grade 05)	18"H × 49"W × 26"D	\$2,600.53
BM.CO.B.492618.NB-GRADE6	Cocoon Media Space Straight Bench (Grade 06)	18"H × 49"W × 26"D	\$2,795.33
BM.CO.B.492618.NB-GRADE7	Cocoon Media Space Straight Bench (Grade 07)	18"H × 49"W × 26"D	\$2,990.12
BM.CO.B.492618.NB-GRADE8	Cocoon Media Space Straight Bench (Grade 08)	18"H × 49"W × 26"D	\$3,184.93
BM.CO.B.492618.NB-GRADE9	Cocoon Media Space Straight Bench (Grade 09)	18"H × 49"W × 26"D	\$3,457.63





## MooreCo Cocoon Media Space (continued)

Cozy and insular, a cocoon is a space where powerful change takes place.

The Cocoon Media Space is an upscale solution combining technology and functionality, with versatile and independent seating, ideal for situations that require thinking outside the box.

For students and collaborative learners, the Cocoon Media Space provides the closeness that allows for group thinking, as well as the expansiveness required for big ideas.

Hybrid learning and integrative educational experiences can take place at the Cocoon Media Space, easily configurable into any library, study hall, or open office area.

The seating is versatile and independent, with laminate available in countless finishes. The back panel has been designed to support up to a 55" flat panel. Grommet holes are included for cable management.

All seating fabric COM or through our graded-in program (call for pricing).

SCS Indoor Advantage Gold Certified.

### Standard Includes

- Post laminate construction
- 1-1/4" laminate
- Fully upholstered benches with back
- Aluminum legs on bench
- 41"H surface

### Required to Specify

Finishes:

- Laminate selections (-XXXX) (see pp. 7–10 for swatches)
- COM or graded-in fabric selection (-FABRICNAME)

Part No.	Description	Dimensions	Base MSRP
<b>A. Cocoon Media Space Curved Bench + Back Rest</b>			
BM.CO.B.552630-COM	Cocoon Media Space Curved Bench + Back Rest (COM)	30"H × 55"W × 26"D	\$2,583.83
BM.CO.B.552630-GRADE1	Cocoon Media Space Curved Bench + Back Rest (Grade 01)	30"H × 55"W × 26"D	\$2,975.82
BM.CO.B.552630-GRADE2	Cocoon Media Space Curved Bench + Back Rest (Grade 02)	30"H × 55"W × 26"D	\$3,159.87
BM.CO.B.552630-GRADE3	Cocoon Media Space Curved Bench + Back Rest (Grade 03)	30"H × 55"W × 26"D	\$3,410.33
BM.CO.B.552630-GRADE4	Cocoon Media Space Curved Bench + Back Rest (Grade 04)	30"H × 55"W × 26"D	\$3,735.92
BM.CO.B.552630-GRADE5	Cocoon Media Space Curved Bench + Back Rest (Grade 05)	30"H × 55"W × 26"D	\$3,986.38
BM.CO.B.552630-GRADE6	Cocoon Media Space Curved Bench + Back Rest (Grade 06)	30"H × 55"W × 26"D	\$4,236.82
BM.CO.B.552630-GRADE7	Cocoon Media Space Curved Bench + Back Rest (Grade 07)	30"H × 55"W × 26"D	\$4,487.27
BM.CO.B.552630-GRADE8	Cocoon Media Space Curved Bench + Back Rest (Grade 08)	30"H × 55"W × 26"D	\$4,737.73
BM.CO.B.552630-GRADE9	Cocoon Media Space Curved Bench + Back Rest (Grade 09)	30"H × 55"W × 26"D	\$5,088.37
<b>B. Cocoon Media Space Curved Bench</b>			
BM.CO.B.552618.NB-COM	Cocoon Media Space Curved Bench (COM)	18"H × 55"W × 26"D	\$2,154.16
BM.CO.B.552618.NB-GRADE1	Cocoon Media Space Curved Bench (Grade 01)	18"H × 55"W × 26"D	\$2,371.94
BM.CO.B.552618.NB-GRADE2	Cocoon Media Space Curved Bench (Grade 02)	18"H × 55"W × 26"D	\$2,474.20
BM.CO.B.552618.NB-GRADE3	Cocoon Media Space Curved Bench (Grade 03)	18"H × 55"W × 26"D	\$2,613.34
BM.CO.B.552618.NB-GRADE4	Cocoon Media Space Curved Bench (Grade 04)	18"H × 55"W × 26"D	\$2,794.21
BM.CO.B.552618.NB-GRADE5	Cocoon Media Space Curved Bench (Grade 05)	18"H × 55"W × 26"D	\$2,933.36
BM.CO.B.552618.NB-GRADE6	Cocoon Media Space Curved Bench (Grade 06)	18"H × 55"W × 26"D	\$3,072.50
BM.CO.B.552618.NB-GRADE7	Cocoon Media Space Curved Bench (Grade 07)	18"H × 55"W × 26"D	\$3,211.64
BM.CO.B.552618.NB-GRADE8	Cocoon Media Space Curved Bench (Grade 08)	18"H × 55"W × 26"D	\$3,350.79
BM.CO.B.552618.NB-GRADE9	Cocoon Media Space Curved Bench (Grade 09)	18"H × 55"W × 26"D	\$3,545.58



## Modular Conference Tables

Modular Conference Tables are available in three shapes for multiple arrangement options, making them ideal for any meeting or conference environment.

**Please note:** Custom orders and whiteboard top option are subject to an upcharge and laminate availability. Please contact your sales representative for current availability and lead time information.

SCS Indoor Advantage Gold Certified.

### Standard Includes

- 1-1/8" thick HPL top with T-mold edge band
- Grommets included on table top
- Powder-coated steel legs in black
- 4" casters (two locking)

### Options

- Available in three sizes and shapes
- Customizable HPL (see p. 7-8 for swatches)
- Customizable edge band (see p. 7-8 for swatches)
- Ganging device available

Part No.	Description	Dimensions	Ship Wt.	Base MSRP
<b>A. Modular Conference Tables</b>				
27742-XXXX-XX	Modular Conference Table (Rectangle)	29.5"H × 58"W × 29"D	88 lbs	\$587.09
27743-XXXX-XX	Modular Conference Table (Half Round)	29.5"H × 58"W × 29"D	75 lbs	\$623.32
27744-XXXX-XX	Modular Conference Table (Trapezoid)	29.5"H × 58"W × 29"D	82 lbs	\$623.32



## Height Adjustable Flipper Conference & Training Tables

Easily accommodate a range of ages and sizes with the Height Adjustable Flipper Conference & Training Table, the most flexible table on the market.

Tables designed to allow easy viewing with stadium style seating in larger training room environments. Tables can be used with chairs, stools, or while standing.

Tops flip back with a simple one handed lever mechanism to allow for easy transport and nesting for compact storage.

**Please note:** Custom orders and whiteboard top option are subject to an upcharge and laminate availability. Please contact your sales representative for current availability and lead time information.

SCS Indoor Advantage Gold Certified.

### Standard Includes

- 1" thick HPL top with T-mold edge band
- Tables adjust in height from 28.5"H to 45"H
- Grommets included on table top
- Lever mechanism for flipping top back
- Powder-coated steel base in black
- 2" casters (two locking)

### Options

- Available in three sizes and shapes
- Customizable HPL (see p. 7-8 for swatches)
- Customizable edge band (see p. 7-8 for swatches)
- Modesty panel available for 60" and 72" tables
- Ganging device available

Part No.	Description	Dimensions	Ship Wt.	Base MSRP
<b>A. Flipper Conference &amp; Training Tables</b>				
90316-XXXX-XX	Height Adjustable Flipper Table (6024)	28.5" – 45"H × 60"W × 24"D	90 lbs	\$754.94
90317-XXXX-XX	Height Adjustable Flipper Table (7224)	28.5" – 45"H × 72"W × 24"D	102 lbs	\$847.75
90315-XXXX-XX	Height Adjustable Flipper Table (Half Round)	28.5" – 45"H × 48"W × 24"D	72 lbs	\$696.46
<b>B. Modesty Panels</b>				
66626	Height Adjustable Flipper Table Modesty Panel (for 60")	9.5"H × 46.5"W × 3.3"D	10 lbs	\$195.40
66627	Height Adjustable Flipper Table Modesty Panel (for 72")	9.5"H × 58.3"W × 3.3"D	12 lbs	\$249.62



Shown with optional modesty panel

## Akt Lounge Table

Our Akt furniture collection combines the principles of human development to foster the ability to “Akt” with purpose and intention.

The Akt Lounge Tables are ideally suited for secondary learners, higher education students, and the employees in the workforce. With sophistication and sleek style, Akt Lounge Tables are an ideal addition to individual work areas, collaborative spaces, or team activities.

**Please note:** Custom orders and whiteboard top option are subject to an upcharge and laminate availability. Please contact your sales representative for current availability and lead time information.

SCS Indoor Advantage Gold Certified.

### Standard Includes

- Powder-coated steel legs
- HPL top with edge band

### Options

- Available in three sizes: single, loveseat, or sofa width
- Available with a sled base in black or platinum, or in a 4-leg base in platinum
- Customizable HPL (see p. 7–8 for swatches)
- Customizable edge band (see p. 7–8 for swatches)

Part No.	Description	Dimensions	Ship Wt.	Base MSRP
<b>A. Akt Lounge Table</b>				
AK-TB-292910-RB-XXXX-XX	Akt Lounge Single Table (Sled Base Black)	10"H × 29.5"W × 29.5"D	25 lbs	\$920.23
AK-TB-292910-RP-XXXX-XX	Akt Lounge Single Table (Sled Base Platinum)	10"H × 29.5"W × 29.5"D	25 lbs	\$920.23
AK-TB-292910-SP-XXXX-XX	Akt Lounge Single Table (4-Leg Base Platinum)	10"H × 29.5"W × 29.5"D	25 lbs	\$920.23
AK-TB-295410-RB-XXXX-XX	Akt Lounge Loveseat Table (Sled Base Black)	10"H × 54"W × 29.5"D	40 lbs	\$1,218.48
AK-TB-295410-RP-XXXX-XX	Akt Lounge Loveseat Table (Sled Base Platinum)	10"H × 54"W × 29.5"D	40 lbs	\$1,218.48
AK-TB-295410-SP-XXXX-XX	Akt Lounge Loveseat Table (4-Leg Base Platinum)	10"H × 54"W × 29.5"D	40 lbs	\$1,218.48
AK-TB-297810-RB-XXXX-XX	Akt Lounge Sofa Table (Sled Base Black)	10"H × 78"W × 29.5"D	65 lbs	\$1,596.21
AK-TB-297810-RP-XXXX-XX	Akt Lounge Sofa Table (Sled Base Platinum)	10"H × 78"W × 29.5"D	65 lbs	\$1,596.21
AK-TB-297810-SP-XXXX-XX	Akt Lounge Sofa Table (4-Leg Base Platinum)	10"H × 78"W × 29.5"D	65 lbs	\$1,596.21



Available with sled base in black or platinum, or with 4-leg base in platinum.

## Tablet Side Table

Keep your tablet or other mobile computing device in easy reach with the elegant and modern Tablet Side Table. Durable structure and clean lines add style and function to any setting.

SCS Indoor Advantage Gold Certified.

### Includes

- Top measures 19.5"W × 13.9"D
- Top and base are solid 1/4" thick plate steel
- Leg tubing is 14-gauge steel
- Adhesive foam padding on the base for non-slip finish
- Black and platinum powder-coated steel finish

Part No.	Description	Dimensions	Ship Wt.	Base MSRP
<b>A. Tablet Side Table</b>				
91124	Tablet Side Table	25.8"H × 19.5"W × 13.9"D	25 lbs	\$368.49



## Height Adjustable Bistro Table

Height Adjustable Bistro Tables blend modern design with timeless durability for tables that will bring a lifetime of use. The simple and clean lines add a minimalist and elegant element to virtually any setting.

Features top finished with scratch-resistant laminate with a brushed steel base. Customize with your choice of laminates and edge bands. Available in square or round shape.

SCS Indoor Advantage Gold Certified.

**Please note:** Custom orders and whiteboard top option are subject to an upcharge and laminate availability. Please contact your sales representative for current availability and lead time information.

SCS Indoor Advantage Gold Certified.

### Standard Includes

- Powder-coated brushed steel base
- 1-1/8" thick HPL top with edge band
- Top measures 28"W x 28"D
- Adjustable from 30" to 38"H
- Adjustable nylon glides

### Options

- Available in square or round top shape
- Customizable HPL (see p. 7-8 for swatches)
- Customizable edge band (see p. 7-8 for swatches)

Part No.	Description	Dimensions	Ship Wt.	Base MSRP
<b>A. Height Adjustable Bistro Table</b>				
91189-R-XXXX-XX	Height Adjustable Bistro Table (Round)	30" – 38"H x 28"W x 28"D	55 lbs	\$970.17
91189-S-XXXX-XX	Height Adjustable Bistro Table (Square)	30" – 38"H x 28"W x 28"D	55 lbs	\$970.17



## Community Table - 29"

Conversation is more natural and organic when users are seated near each other in a space that allows everyone to be included.

Laminate tables are available in a wide variety of heights, widths, and depths, and come standard with a laminate modesty panel for structural stability. Available in all standard laminates or customize to personalize your space.

Adapt your table to the needs of your space with grommet option, power assembly options, or bag hooks for convenience.

Assembled tables will minimize time on site, helping to reduce costs of installation and assembly. Ready to assemble tables are ideal for spaces with narrow doors or second stories. Professional assembly recommended.

SCS Indoor Advantage Gold Certified.

**Please note:** Custom orders and whiteboard top option are subject to an upcharge and laminate availability. Please contact your sales representative for current availability and lead time information.

SCS Indoor Advantage Gold Certified.

### Standard Includes

- HPL with matching edge banding

### Options

- Optional power assemblies available
- Optional grommet(s) available
- Choose from rounded or square corners
- Choose from assembled or ready-to-assemble



Part No.	Description	Dimensions	Ship Wt.	Base MSRP
<b>A. Community Table (29"H) - Ready to Assemble</b>				
CTX0ADJ1A0A0XXXXXXKD	Community Table (RTA) - 29"H (6030)	29"H x 60"W x 30"D	TBD	\$2,753.70
CTX0ADL1A0A0XXXXXXKD	Community Table (RTA) - 29"H (7230)	29"H x 72"W x 30"D	TBD	\$3,020.41
CTX0ADN1A0A0XXXXXXKD	Community Table (RTA) - 29"H (8430)	29"H x 84"W x 30"D	TBD	\$3,287.13
CTX0ADQ1A0A0XXXXXXKD	Community Table (RTA) - 29"H (9630)	29"H x 96"W x 30"D	TBD	\$3,553.84
CTX0AEJ1A0A0XXXXXXKD	Community Table (RTA) - 29"H (6036)	29"H x 60"W x 36"D	TBD	\$3,239.09
CTX0AEL1A0A0XXXXXXKD	Community Table (RTA) - 29"H (7236)	29"H x 72"W x 36"D	TBD	\$3,522.67
CTX0AEN1A0A0XXXXXXKD	Community Table (RTA) - 29"H (8436)	29"H x 84"W x 36"D	TBD	\$3,806.25
CTX0AEQ1A0A0XXXXXXKD	Community Table (RTA) - 29"H (9636)	29"H x 96"W x 36"D	TBD	\$4,089.83
CTX0AFJ1A0A0XXXXXXKD	Community Table (RTA) - 29"H (6042)	29"H x 60"W x 42"D	TBD	\$3,724.47
CTX0AFL1A0A0XXXXXXKD	Community Table (RTA) - 29"H (7242)	29"H x 72"W x 42"D	TBD	\$4,024.92
CTX0AFN1A0A0XXXXXXKD	Community Table (RTA) - 29"H (8442)	29"H x 84"W x 42"D	TBD	\$4,325.37
CTX0AFQ1A0A0XXXXXXKD	Community Table (RTA) - 29"H (9642)	29"H x 96"W x 42"D	TBD	\$4,625.82
CTX0AGJ1A0A0XXXXXXKD	Community Table (RTA) - 29"H (6048)	29"H x 60"W x 48"D	TBD	\$3,934.38
CTX0AGL1A0A0XXXXXXKD	Community Table (RTA) - 29"H (7248)	29"H x 72"W x 48"D	TBD	\$4,251.69
CTX0AGN1A0A0XXXXXXKD	Community Table (RTA) - 29"H (8448)	29"H x 84"W x 48"D	TBD	\$4,569.01
CTX0AGQ1A0A0XXXXXXKD	Community Table (RTA) - 29"H (9648)	29"H x 96"W x 48"D	TBD	\$4,886.33

Example part number:

CT	R	O	AEN		1	D		O		A	1	GE		8201		BL							
Model Line	Corner Shape	Cabinet	Top Dimensions		Table Height	Power Assembly		Add	Grommet	Add	Foot	Bag Hooks		Edge Band		Laminates		Shipping		Add			
CT	R Round	0 None	ADJ	60" x 30"	1 29"	A	None	—	0	None	—	A	Glide	0	No	—	GN	Grey Nebula	4622	Grey Nebula	BL	Assembled	—
	S Square		ADL	72" x 30"	2 36"	B	AC (2)	\$248.00	1	Single	\$35.00			1	Yes	\$127.00	GP	Graphite Nebula	4623	Graphite Nebula	KD	RTA	\$202.00
			AND	84" x 30"	3 42"	C	AC/USB-A/USB-C	\$392.00	2	Dual	\$70.00						GM	Grey Mesh	4877	Grey Mesh			
			ADQ	96" x 30"		D	Dual B	\$496.00									GW	Beigewood	7850	Beigewood			
			AEJ	60" x 36"		E	Dual C	\$784.00									FM	Fusion Maple	7909	Fusion Maple			
			AEL	72" x 36"		F	Single B + C	\$640.00									AC	Amber Cherry	7919	Amber Cherry			
			AEN	84" x 36"													BB	Buka Bark	7982	Buka Bark			
			AEQ	96" x 36"													SA	Sterling Ash	7995	Sterling Ash			
			AFJ	60" x 42"													GE	Grey Elm	8201	Grey Elm			
			AFL	72" x 42"																			
			AFN	84" x 42"																			
			AFQ	96" x 42"																			
			AGJ	60" x 48"																			
			AGL	72" x 48"																			
			AGN	84" x 48"																			
			AGQ	96" x 48"																			

## Community Table - 36"

Conversation is more natural and organic when users are seated near each other in a space that allows everyone to be included.

Laminate tables are available in a wide variety of heights, widths, and depths, and come standard with a laminate modesty panel for structural stability. Available in all standard laminates or customize to personalize your space.

Adapt your table to the needs of your space with grommet option, power assembly options, or bag hooks for convenience.

Assembled tables will minimize time on site, helping to reduce costs of installation and assembly. Ready to assemble tables are ideal for spaces with narrow doors or second stories. Professional assembly recommended.

SCS Indoor Advantage Gold Certified.

**Please note:** Custom orders and whiteboard top option are subject to an upcharge and laminate availability. Please contact your sales representative for current availability and lead time information.

SCS Indoor Advantage Gold Certified.

### Standard Includes

- HPL with matching edge banding

### Options

- Optional power assemblies available
- Optional grommet(s) available
- Choose from rounded or square corners
- Choose from assembled or ready-to-assemble



Shown with optional bag hooks

Part No.	Description	Dimensions	Ship Wt.	Base MSRP
<b>A. Community Table (36"H) - Ready to Assemble</b>				
CTX0ADJ2A0A0XXXXXXKD	Community Table (RTA) - 36"H (6030)	36"H x 60"W x 30"D	TBD	\$3,092.62
CTX0ADL2A0A0XXXXXXKD	Community Table (RTA) - 36"H (7230)	36"H x 72"W x 30"D	TBD	\$3,381.97
CTX0ADN2A0A0XXXXXXKD	Community Table (RTA) - 36"H (8430)	36"H x 84"W x 30"D	TBD	\$3,671.32
CTX0ADQ2A0A0XXXXXXKD	Community Table (RTA) - 36"H (9630)	36"H x 96"W x 30"D	TBD	\$3,960.67
CTX0AEJ2A0A0XXXXXXKD	Community Table (RTA) - 36"H (6036)	36"H x 60"W x 36"D	TBD	\$3,611.74
CTX0AEL2A0A0XXXXXXKD	Community Table (RTA) - 36"H (7236)	36"H x 72"W x 36"D	TBD	\$3,917.96
CTX0AEN2A0A0XXXXXXKD	Community Table (RTA) - 36"H (8436)	36"H x 84"W x 36"D	TBD	\$4,224.18
CTX0AEQ2A0A0XXXXXXKD	Community Table (RTA) - 36"H (9636)	36"H x 96"W x 36"D	TBD	\$4,530.40
CTX0AFJ2A0A0XXXXXXKD	Community Table (RTA) - 36"H (6042)	36"H x 60"W x 42"D	TBD	\$4,130.87
CTX0AFL2A0A0XXXXXXKD	Community Table (RTA) - 36"H (7242)	36"H x 72"W x 42"D	TBD	\$4,453.95
CTX0AFN2A0A0XXXXXXKD	Community Table (RTA) - 36"H (8442)	36"H x 84"W x 42"D	TBD	\$4,777.04
CTX0AFQ2A0A0XXXXXXKD	Community Table (RTA) - 36"H (9642)	36"H x 96"W x 42"D	TBD	\$5,100.12
CTX0AGJ2A0A0XXXXXXKD	Community Table (RTA) - 36"H (6048)	36"H x 60"W x 48"D	TBD	\$4,374.51
CTX0AGL2A0A0XXXXXXKD	Community Table (RTA) - 36"H (7248)	36"H x 72"W x 48"D	TBD	\$4,714.46
CTX0AGN2A0A0XXXXXXKD	Community Table (RTA) - 36"H (8448)	36"H x 84"W x 48"D	TBD	\$5,054.41
CTX0AGQ2A0A0XXXXXXKD	Community Table (RTA) - 36"H (9648)	36"H x 96"W x 48"D	TBD	\$5,394.37

Example part number:

CT	R	O	AEN		2	D		O		A	1	GE		8201		BL							
Model Line	Corner Shape	Cabinet	Top Dimensions		Table Height	Power Assembly		Add	Grommet	Add	Foot	Bag Hooks		Edge Band		Laminate		Shipping		Add			
CT	R Round	0 None	ADJ	60" x 30"	1 29"	A	None	—	0	None	—	A	Glide	0	No	—	GN	Grey Nebula	4622	Grey Nebula	BL	Assembled	—
	S Square		ADL	72" x 30"	2 36"	B	AC (2)	\$248.00	1	Single	\$35.00			1	Yes	\$127.00	GP	Graphite Nebula	4623	Graphite Nebula	KD	RTA	\$202.00
			AND	84" x 30"	3 42"	C	AC/USB-A/USB-C	\$392.00	2	Dual	\$70.00						GM	Grey Mesh	4877	Grey Mesh			
			ADQ	96" x 30"		D	Dual B	\$496.00									GW	Beigewood	7850	Beigewood			
			AEJ	60" x 36"		E	Dual C	\$784.00									FM	Fusion Maple	7909	Fusion Maple			
			AEL	72" x 36"		F	Single B + C	\$640.00									AC	Amber Cherry	7919	Amber Cherry			
			AEN	84" x 36"													BB	Buka Bark	7982	Buka Bark			
			AEQ	96" x 36"													SA	Sterling Ash	7995	Sterling Ash			
			AFJ	60" x 42"													GE	Grey Elm	8201	Grey Elm			
			AFL	72" x 42"																			
			AFN	84" x 42"																			
			AFQ	96" x 42"																			
			AGJ	60" x 48"																			
			AGL	72" x 48"																			
			AGN	84" x 48"																			
			AGQ	96" x 48"																			



## Community Table - 42"

Conversation is more natural and organic when users are seated near each other in a space that allows everyone to be included.

Laminate tables are available in a wide variety of heights, widths, and depths, and come standard with a laminate modesty panel for structural stability. Available in all standard laminates or customize to personalize your space.

Adapt your table to the needs of your space with grommet option, power assembly options, or bag hooks for convenience.

Assembled tables will minimize time on site, helping to reduce costs of installation and assembly. Ready to assemble tables are ideal for spaces with narrow doors or second stories. Professional assembly recommended.

SCS Indoor Advantage Gold Certified.

**Please note:** Custom orders and whiteboard top option are subject to an upcharge and laminate availability. Please contact your sales representative for current availability and lead time information.

SCS Indoor Advantage Gold Certified.

### Standard Includes

- HPL with matching edge banding

### Options

- Optional power assemblies available
- Optional grommet(s) available
- Choose from rounded or square corners
- Choose from assembled or ready-to-assemble



Shown with optional bag hooks

Part No.	Description	Dimensions	Ship Wt.	Base MSRP
<b>A. Community Table (42"H) - Ready to Assemble</b>				
CTX0ADJ3A0A0XXXXXXKD	Community Table (RTA) - 42"H (6030)	42"H x 60"W x 30"D	TBD	\$3,417.53
CTX0ADL3A0A0XXXXXXKD	Community Table (RTA) - 42"H (7230)	42"H x 72"W x 30"D	TBD	\$3,726.28
CTX0ADN3A0A0XXXXXXKD	Community Table (RTA) - 42"H (8430)	42"H x 84"W x 30"D	TBD	\$4,035.03
CTX0ADQ3A0A0XXXXXXKD	Community Table (RTA) - 42"H (9630)	42"H x 96"W x 30"D	TBD	\$4,343.78
CTX0AEJ3A0A0XXXXXXKD	Community Table (RTA) - 42"H (6036)	42"H x 60"W x 36"D	TBD	\$3,970.39
CTX0AEL3A0A0XXXXXXKD	Community Table (RTA) - 42"H (7236)	42"H x 72"W x 36"D	TBD	\$4,296.01
CTX0AEN3A0A0XXXXXXKD	Community Table (RTA) - 42"H (8436)	42"H x 84"W x 36"D	TBD	\$4,619.27
CTX0AEQ3A0A0XXXXXXKD	Community Table (RTA) - 42"H (9636)	42"H x 96"W x 36"D	TBD	\$4,947.25
CTX0AFJ3A0A0XXXXXXKD	Community Table (RTA) - 42"H (6042)	42"H x 60"W x 42"D	TBD	\$4,523.24
CTX0AFL3A0A0XXXXXXKD	Community Table (RTA) - 42"H (7242)	42"H x 72"W x 42"D	TBD	\$4,865.73
CTX0AFN3A0A0XXXXXXKD	Community Table (RTA) - 42"H (8442)	42"H x 84"W x 42"D	TBD	\$5,208.22
CTX0AFQ3A0A0XXXXXXKD	Community Table (RTA) - 42"H (9642)	42"H x 96"W x 42"D	TBD	\$5,550.71
CTX0AGJ3A0A0XXXXXXKD	Community Table (RTA) - 42"H (9642)	42"H x 60"W x 48"D	TBD	\$4,800.62
CTX0AGL3A0A0XXXXXXKD	Community Table (RTA) - 42"H (7248)	42"H x 72"W x 48"D	TBD	\$5,159.98
CTX0AGN3A0A0XXXXXXKD	Community Table (RTA) - 42"H (8448)	42"H x 84"W x 48"D	TBD	\$5,519.33
CTX0AGQ3A0A0XXXXXXKD	Community Table (RTA) - 42"H (9648)	42"H x 96"W x 48"D	TBD	\$5,878.69

Example part number:

CT	R	O	AEN	3	D	O	A	1	GE	8201	BL				
Model Line	Corner Shape	Cabinet	Top Dimensions	Table Height	Power Assembly	Add	Grommet	Add	Foot	Bag Hooks	Add	Edge Band	Laminate	Shipping	Add
CT	R Round	0 None	ADJ 60" x 30"	1 29"	A None	—	0 None	—	A Glide	0 No	—	GN Grey Nebula	4622 Grey Nebula	BL Assembled	—
	S Square		ADL 72" x 30"	2 36"	B AC (2)	\$248.00	1 Single	\$35.00		1 Yes	\$127.00	GP Graphite Nebula	4623 Graphite Nebula	KD RTA	\$202.00
			AND 84" x 30"	3 42"	C AC/USB-A/USB-C	\$392.00	2 Dual	\$70.00				GM Grey Mesh	4877 Grey Mesh		
			ADQ 96" x 30"		D Dual B	\$496.00						GW Beigewood	7850 Beigewood		
			AEJ 60" x 36"		E Dual C	\$784.00						FM Fusion Maple	7909 Fusion Maple		
			AEL 72" x 36"		F Single B + C	\$640.00						AC Amber Cherry	7919 Amber Cherry		
			AEN 84" x 36"									BB Buka Bark	7982 Buka Bark		
			AEQ 96" x 36"									SA Sterling Ash	7995 Sterling Ash		
			AFJ 60" x 42"									GE Grey Elm	8201 Grey Elm		
			AFL 72" x 42"												
			AFN 84" x 42"												
			AFQ 96" x 42"												
			AGJ 60" x 48"												
			AGL 72" x 48"												
			AGN 84" x 48"												
			AGQ 96" x 48"												

## Community Table Bench

Conversation is more natural and organic when users are seated in close proximity to each other in a space that allows everyone to be included.

Laminate bench is designed to coordinate seamlessly with the Community Table. Available in all standard laminates or customize to personalize your space.

Upholstered seat maximizes comfort, allowing users to relax and feel at ease when sharing the space. Ideal for use with the 29"H table.

Understanding the needs of space and resources available, the Community Table and Bench are available to ship assembled or ready to assemble. Assembled tables will minimize time on site, helping to reduce costs of installation and assembly. Ready to assemble tables are ideal for spaces with narrow doors or second stories. Professional assembly recommended.

SCS Indoor Advantage Gold Certified.

**Please note:** Custom orders and whiteboard top option are subject to an upcharge and laminate availability. Please contact your sales representative for current availability and lead time information.

SCS Indoor Advantage Gold Certified.

### Standard Includes

- HPL finish with matching edge banding

### Options

- Customizable HPL (see p. 7–8 for swatches)
- Customizable edge band (see p. 7–8 for swatches)
- Graded-in or COM fabric for upholstered seat
- Choose from rounded or square corners
- Choose from assembled or ready-to-assemble



Part No.	Description	Dimensions	Ship Wt.	Base MSRP
<b>A. Community Table Bench - Assembled</b>				
CTX3A1XXXXXXBBL	Community Table Bench (Assembled) – 39"W (no seat pad)	18"H x 39"W x 18"D	TBD	\$1,236.77
CTX3B1XXXXXXBBL	Community Table Bench (Assembled) – 48"W (no seat pad)	18"H x 48"W x 18"D	TBD	\$1,335.20
CTX3C1XXXXXXBBL	Community Table Bench (Assembled) – 51"W (no seat pad)	18"H x 51"W x 18"D	TBD	\$1,398.64
CTX3D1XXXXXXBBL	Community Table Bench (Assembled) – 60"W (no seat pad)	18"H x 60"W x 18"D	TBD	\$1,542.93
CTX3F1XXXXXXBBL	Community Table Bench (Assembled) – 63"W (no seat pad)	18"H x 63"W x 18"D	TBD	\$1,606.36
CTX3G1XXXXXXBBL	Community Table Bench (Assembled) – 72"W (no seat pad)	18"H x 72"W x 18"D	TBD	\$1,704.80
CTX3H1XXXXXXBBL	Community Table Bench (Assembled) – 75"W (no seat pad)	18"H x 75"W x 18"D	TBD	\$1,768.18
CTX3J1XXXXXXBBL	Community Table Bench (Assembled) – 84"W (no seat pad)	18"H x 84"W x 18"D	TBD	\$1,866.62
<b>B. Community Table Bench - Ready to Assemble</b>				
CTX3A1XXXXXXKDD	Community Table Bench (RTA) – 39"W (no seat pad)	18"H x 39"W x 18"D	TBD	\$1,034.76
CTX3B1XXXXXXKDD	Community Table Bench (RTA) – 48"W (no seat pad)	18"H x 48"W x 18"D	TBD	\$1,133.18
CTX3C1XXXXXXKDD	Community Table Bench (RTA) – 51"W (no seat pad)	18"H x 51"W x 18"D	TBD	\$1,196.59
CTX3D1XXXXXXKDD	Community Table Bench (RTA) – 60"W (no seat pad)	18"H x 60"W x 18"D	TBD	\$1,340.92
CTX3F1XXXXXXKDD	Community Table Bench (RTA) – 63"W (no seat pad)	18"H x 63"W x 18"D	TBD	\$1,404.34
CTX3G1XXXXXXKDD	Community Table Bench (RTA) – 72"W (no seat pad)	18"H x 72"W x 18"D	TBD	\$1,502.76
CTX3H1XXXXXXKDD	Community Table Bench (RTA) – 75"W (no seat pad)	18"H x 75"W x 18"D	TBD	\$1,566.17
CTX3J1XXXXXXKDD	Community Table Bench (RTA) – 84"W (no seat pad)	18"H x 84"W x 18"D	TBD	\$1,664.59

Example part number:

CT	R	3	D	1	G	1	GE	8201	BL	-	XXXX
Model Line	Corner Shape	Type	Width	Height	Foot	Upholstered Seat Pad	Edge Band	Laminate	Shipping		Seat Pad Fabric
CT	R Round S Square	3 Bench	A 39" B 48" C 51" D 60" F 63" G 72" H 75" J 84"	1 18"	G Glide	0 No 1 Yes	GN Grey Nebula GP Graphite Nebula GM Grey Mesh GW Beigewood FM Fusion Maple AC Amber Cherry BB Buka Bark SA Sterling Ash GE Grey Elm	4622 Grey Nebula 4623 Graphite Nebula 4877 Grey Mesh 7850 Beigewood 7909 Fusion Maple 7919 Amber Cherry 7982 Buka Bark 7995 Sterling Ash 8201 Grey Elm	BL Assembled KD RTA		XXXX Fabric Name <small>Please refer to available fabrics list</small>

## Mobile Teacher Workstation II

Ideal for the teacher on-the-go, the Mobile Teacher Workstation II is a stylish and mobile solution to today's changing classroom needs.

Features a durable and curved top and a platinum steel base. Grommet provides easy cable management.

Base features a locking cabinet and a locking file drawer to accommodate all of your devices and materials.

**Please note:** Custom orders and whiteboard top option are subject to an upcharge and laminate availability. Please contact your sales representative for current availability and lead time information.

SCS Indoor Advantage Gold Certified.

### Standard Includes

- HPL top with T-mold edge band
- Powder-coated platinum steel base
- Locking storage cabinet and locking file drawer integrated in the base
- 3" locking non-marring casters

### Options

- Customizable HPL (see p. 7-8 for swatches)
- Customizable edge band (see p. 7-8 for swatches)
- Optional modesty panel available
- Optional locking accessory drawer available
- Pop-Up Grommet Outlet & USB Charger available
- Clamp Mount Outlet & USB Charger available

Part No.	Description	Dimensions	Ship Wt.	Base MSRP
<b>A. Mobile Teacher Workstation II</b>				
91289-XXXX-XX	Mobile Teacher Workstation II	40"H × 47.6"W × 30"D	131 lbs	\$1,857.00
91290	Mobile Teacher Workstation II Modesty Panel	10.3"H × 40"W	10 lbs	\$131.64



Shown with optional modesty panel

## Avid Instructor Desk

A desk designed to go to the head of the class, Avid Instructor Desk is ergonomic, mobile, and customizable with ample storage for supplies.

Desk features a tough steel design with rounded edges for comfort. Thoughtful ergonomic shape allows easy student-teacher conferencing.

Top is 1" thick and fully customizable with your choice of laminate and edge band combination. You can also choose from right- or left-handed orientation. Grommets provide easy cable management to keep your work space tidy.

Base available in platinum powder-coated steel and includes heavy duty steel legs with 3" casters (two locking) and integrated storage cabinet with three locking full-extension drawers. Largest drawer accepts standard hanging files. Box drawers include divider.

SCS Indoor Advantage Gold Certified.

**Please note:** Custom orders and whiteboard top option are subject to an upcharge and laminate availability. Please contact your sales representative for current availability and lead time information.

SCS Indoor Advantage Gold Certified.

### Standard Includes

- HPL top with T-mold edge band
- Powder-coated platinum steel base
- Locking storage cabinet and locking file drawer integrated in the base
- 3" locking non-marring casters

### Options

- Customizable HPL (see p. 7-8 for swatches)
- Customizable edge band (see p. 7-8 for swatches)
- Optional glides available
- Optional locking accessory drawer available
- Pop-Up Grommet Outlet & USB Charger available
- Clamp Mount Outlet & USB Charger available

Part No.	Description	Dimensions	Ship Wt.	Base MSRP
<b>A. Avid Instructor Desk</b>				
91785-XXXX-XX	Avid Instructor Desk – Right	29.8"H × 60"W × 36.3"D	150 lbs	\$1,908.76
91786-XXXX-XX	Avid Instructor Desk – Left	29.8"H × 60"W × 36.3"D	150 lbs	\$1,908.76



Instructor Desk Right

## Avid Modular Desk System

The flexible and customizable design of the Avid Modular Desk System makes creating your ideal workspace a breeze. Platinum base adds style to any space.

Available with four basic top sizes, HPL desktops (1-1/8" thick) are available in standard or custom laminates.

Pedestals offer ample file and supply storage and include screw-on handles.

Return desk option can be assembled as either right or left-handed depending on your needs.

Add the pneumatic conference end for ergonomic conference space.

Instructor desk option is ideal for classroom and other educational settings. Podium available to coordinate with your Avid Desk or stands alone.

Optional glides available. Includes spacer to match the height of casters. A set of file cabinet glides is needed for each file cabinet/pedestal. A single pedestal desk will need a set of desk glides and file cabinet glides. A double pedestal desk will need two sets of file cabinet glides.

**Please note:** Custom orders and whiteboard top option are subject to an upcharge and laminate availability. Please contact your sales representative for current availability and lead time information.

SCS Indoor Advantage Gold Certified.

### Standard Includes

- HPL top with T-mold edge band
- Powder-coated platinum steel base
- Locking storage cabinet and locking file drawer integrated in the base
- 3" locking non-marring casters

### Options

- Customizable HPL (see p. 7-8 for swatches)
- Customizable edge band (see p. 7-8 for swatches)
- Optional glides available
- Optional locking accessory drawer available
- Pop-Up Grommet Outlet & USB Charger available
- Clamp Mount Outlet & USB Charger available

Part No.	Description	Dimensions	Ship Wt.	Base MSRP
<b>A. Avid Modular Desk System</b>				
91774-XXXX-XX	Avid Single Pedestal Desk – 6030	29.8"H × 60"W × 30"D	195 lbs	\$2,113.13
91775-XXXX-XX	Avid Single Pedestal Desk – 6024	29.8"H × 60"W × 24"D	180 lbs	\$2,070.15
91776-XXXX-XX	Avid Single Pedestal Desk – 7230	29.8"H × 72"W × 30"D	210 lbs	\$2,266.06
91777-XXXX-XX	Avid Single Pedestal Desk – 7224	29.8"H × 72"W × 24"D	195 lbs	\$2,200.96
91778-XXXX-XX	Avid Double Pedestal Desk – 6030	29.8"H × 60"W × 30"D	265 lbs	\$2,904.95
91779-XXXX-XX	Avid Double Pedestal Desk – 6024	29.8"H × 60"W × 24"D	250 lbs	\$2,861.99
91780-XXXX-XX	Avid Double Pedestal Desk – 7230	29.8"H × 72"W × 30"D	280 lbs	\$3,008.86
91781-XXXX-XX	Avid Double Pedestal Desk – 7224	29.8"H × 72"W × 24"D	265 lbs	\$2,943.76
91782-XXXX-XX	Avid Return Desk	29.8"H × 72"W × 80"D	360 lbs	\$3,878.61
91783-XXXX-XX	Avid Pneumatic Conference End	26.5" – 42.3"H × 29.3"W × 35.7"D	55 lbs	\$890.16
91784-XXXX-XX	Avid Pedestal File Cabinet	29.8"H × 24"W × 18"D	105 lbs	\$1,243.06
<b>B. Optional Accessories</b>				
85778	Avid Desk Optional Glides	set of 4	1 lb	\$35.00
85777	Avid File Cabinet Optional Glides	set of 4	1 lb	\$25.00



Single pedestal desk



Double pedestal desk



Return desk



Pneumatic conference end



Pedestal file cabinet

## Trend Podium Desk

The innovative and stylish Trend Podium Desk combines a desk and podium into one convenient and flexible workspace.

**Please note:** Custom orders and whiteboard top option are subject to an upcharge and laminate availability. Please contact your sales representative for current availability and lead time information.

SCS Indoor Advantage Gold Certified.

### Standard Includes

- 1" thick HPL top with T-mold edge band; measures 30"H × 42"W × 24.5"D
- Height adjustable angled podium top measures 43" – 49"H × 19.8"W × 20.8"D
- Podium top includes paper stop
- Grommets included on the desktop and podium body
- Podium includes an integrated locking cabinet with two adjustable interior shelves
- Interior dimensions of locking cabinet are 29.8"H × 16.5"W × 15.5"D
- Powder-coated platinum steel base
- 3" locking non-marring casters
- Perforated modesty panel and angled legs

### Options

- Customizable HPL (see p. 7-8 for swatches)
- Customizable edge band (see p. 7-8 for swatches)
- Optional locking accessory drawer available
- Pop-Up Grommet Outlet & USB Charger available
- Clamp Mount Outlet & USB Charger available

Part No.	Description	Dimensions	Ship Wt.	Base MSRP
<b>A. Trend Podium Desk</b>				
58229-XXXX-XX	Trend Podium Desk	43" – 49"H × 60"W × 24.5"D	160 lbs	\$2,452.20



## Compass Mobile Teacher Workstation

Ideal for the teacher who gets hands-on with students in maker spaces or other learning labs, the Compass Mobile Teacher Workstation is designed to be used on-the-go, with stylish and functional customization options.

Available in multiple options to best suit your instruction style and classroom needs. Top is available in all standard laminate finishes.

Base features your choice of cabinet options, available with drawers, cubbies, and shelves for a wide variety of storage options.

Standard cabinet side panels available in all Hierarchy colors. Or choose a functional peg side panel available in cool gray.

**IMPORTANT:** Pricing shown is for desk or workstation kit ONLY and does NOT include the Compass cabinets required to complete the unit as shown in images. Please contact your sales representative for assistance and final pricing before ordering.

**Please note:** Custom orders and whiteboard top option are subject to an upcharge and laminate availability. Please contact your sales representative for current availability and lead time information.

SCS Indoor Advantage Gold Certified.

### Options

- 1-1/8" thick HPL top with T-mold edge band
- Customizable HPL (see p. 7-8 for swatches)
- Customizable edge band (see p. 7-8 for swatches)
- Cabinet storage options include locking door, shelf storage, or drawer storage in various configurations
- Cabinet side panels available in multiple colors (see p. 11 for swatches)
- Cabinet side panels with peg board available in cool gray

Part No.	Description	Required To Order	Dimensions	Ship Wt.	Base MSRP
<b>A. Compass Mobile Teacher Workstation</b>					
49100-XXXXXX	Mobile Teacher Workstation (4830) - 42"H	Mini H2 Cabinet + Z Riser	42"H x 48"W x 30"D	TBD	CALL
49101-XXXXXX	Mobile Teacher Workstation (6030) - 42"H	Mini H2 Cabinet + Z Riser	42"H x 60"W x 30"D	TBD	CALL
49102-XXXXXX	Mobile Teacher Workstation (7230) - 42"H	Mini H2 Cabinet + Z Riser	42"H x 72"W x 30"D	TBD	CALL

**IMPORTANT:** Pricing shown is for desk or workstation kit ONLY and does NOT include the Compass cabinets required to complete the unit as shown in images. Please contact your sales representative for assistance and final pricing before ordering.



## Compass Single Cabinet Teacher Desk

Ideal for the teacher who gets hands-on with students in maker spaces or other learning labs, the Compass Teacher Desk is designed to be used on-the-go, with stylish and functional customization options.

Available in multiple top sizes and base options to best suit your instruction style and classroom needs. Top is available in all standard laminate finishes as well as durable solid wood butcher block (on certain models only, available at an upcharge).

Base features your choice of cabinet options, available with drawers, cubbies, and shelves for a wide variety of storage options.

Standard cabinet side panels available in all Hierarchy colors. Or choose a functional peg side panel available in cool gray.

**IMPORTANT:** Pricing shown is for desk or workstation kit ONLY and does NOT include the Compass cabinets required to complete the unit as shown in images. Please contact your sales representative for assistance and final pricing before ordering.

**Please note:** Custom orders and whiteboard top option are subject to an upcharge and laminate availability. Please contact your sales representative for current availability and lead time information.

SCS Indoor Advantage Gold Certified.

### Options

- Available in sitting (29"H) or standing (42"H) models
- 1-1/8" thick HPL top with T-mold edge band, or 1-3/4" solid wood butcher block top
- Customizable HPL (see p. 7-8 for swatches)
- Customizable edge band (see p. 7-8 for swatches)
- Cabinet storage options include locking door, shelf storage, or drawer storage in various configurations
- Cabinet side panels available in multiple colors (see p. 11 for swatches)
- Cabinet side panels with peg board available in cool gray

Part No.	Description	Required To Order	Dimensions	Base MSRP
<b>A. Compass Single Cabinet Teacher Desk</b>				
49103-XXXXXX	Compass Single Cabinet Teacher Desk (6024) – 29"H	Mini H1 Cabinet + Z Riser	29"H × 60"W × 24"D	CALL
49105-XXXXXX	Compass Single Cabinet Teacher Desk (6024) – 42"H	Mini H2 Cabinet + Z Riser	42"H × 60"W × 24"D	CALL
49103-BUTCHER	Compass Single Cabinet Teacher Desk (6024) Butcher Block – 29"H	Mini H1 Cabinet + Z Riser	29"H × 60"W × 24"D	CALL
49105-BUTCHER	Compass Single Cabinet Teacher Desk (6024) Butcher Block – 42"H	Mini H2 Cabinet + Z Riser	42"H × 60"W × 24"D	CALL
49104-XXXXXX	Compass Single Cabinet Teacher Desk (7224) – 29"H	Mini H1 Cabinet + Z Riser	29"H × 72"W × 24"D	CALL
49106-XXXXXX	Compass Single Cabinet Teacher Desk (7224) – 42"H	Mini H2 Cabinet + Z Riser	42"H × 72"W × 24"D	CALL
49104-BUTCHER	Compass Single Cabinet Teacher Desk (7224) Butcher Block – 29"H	Mini H1 Cabinet + Z Riser	29"H × 72"W × 24"D	CALL
49106-BUTCHER	Compass Single Cabinet Teacher Desk (7224) Butcher Block – 42"H	Mini H2 Cabinet + Z Riser	42"H × 72"W × 24"D	CALL

**IMPORTANT:** Pricing shown is for desk or workstation kit ONLY and does NOT include the Compass cabinets required to complete the unit as shown in images. Please contact your sales representative for assistance and final pricing before ordering.





## Compass Double Cabinet Teacher Desk

Ideal for the teacher who gets hands-on with students in maker spaces or other learning labs, the Compass Teacher Desk is designed to be used on-the-go, with stylish and functional customization options.

Available in multiple top sizes and base options to best suit your instruction style and classroom needs. Top is available in all standard laminate finishes as well as durable solid wood butcher block (on certain models only, available at an upcharge).

Base features your choice of cabinet options, available with drawers, cubbies, and shelves for a wide variety of storage options.

Standard cabinet side panels available in all Hierarchy colors. Or choose a functional peg side panel available in cool gray.

**IMPORTANT:** Pricing shown is for desk or workstation kit ONLY and does NOT include the Compass cabinets required to complete the unit as shown in images. Please contact your sales representative for assistance and final pricing before ordering.

**Please note:** Custom orders and whiteboard top option are subject to an upcharge and laminate availability. Please contact your sales representative for current availability and lead time information.

SCS Indoor Advantage Gold Certified.

### Options

- Available in sitting (29"H) or standing (42"H) models
- 1-1/8" thick HPL top with T-mold edge band, or 1-3/4" solid wood butcher block top
- Customizable HPL (see p. 7-8 for swatches)
- Customizable edge band (see p. 7-8 for swatches)
- Cabinet storage options include locking door, shelf storage, or drawer storage in various configurations
- Cabinet side panels available in multiple colors (see p. 11 for swatches)
- Cabinet side panels with peg board available in cool gray

Part No.	Description	Required To Order	Dimensions	Base MSRP
<b>A. Compass Double Cabinet Teacher Desk</b>				
49107-29-XXXX-XX	Compass Double Cabinet Teacher Desk (6024) - 29"H	2 Mini H1 Cabinets + Z Riser	29"H x 60"W x 24"D	CALL
49107-42-XXXX-XX	Compass Double Cabinet Teacher Desk (6024) - 42"H	2 Mini H2 Cabinets + Z Riser	42"H x 60"W x 24"D	CALL
49107-29-BUTCHER	Compass Double Cabinet Teacher Desk (6024) Butcher Block - 29"H	2 Mini H1 Cabinets + Z Riser	29"H x 60"W x 24"D	CALL
49107-42-BUTCHER	Compass Double Cabinet Teacher Desk (6024) Butcher Block - 42"H	2 Mini H2 Cabinets + Z Riser	42"H x 60"W x 24"D	CALL
49108-29-XXXX-XX	Compass Double Cabinet Teacher Desk (7224) - 29"H	2 Mini H1 Cabinets + Z Riser	29"H x 72"W x 24"D	CALL
49108-42-XXXX-XX	Compass Double Cabinet Teacher Desk (7224) - 42"H	2 Mini H2 Cabinets + Z Riser	42"H x 72"W x 24"D	CALL
49108-29-BUTCHER	Compass Double Cabinet Teacher Desk (7224) Butcher Block - 29"H	2 Mini H1 Cabinets + Z Riser	29"H x 72"W x 24"D	CALL
49108-42-BUTCHER	Compass Double Cabinet Teacher Desk (7224) Butcher Block - 42"H	2 Mini H2 Cabinets + Z Riser	42"H x 72"W x 24"D	CALL

**IMPORTANT:** Pricing shown is for desk or workstation kit ONLY and does NOT include the Compass cabinets required to complete the unit as shown in images. Please contact your sales representative for assistance and final pricing before ordering.



## Compass Single Cabinet Teacher Workstation

Ideal for the teacher who gets hands-on with students in maker spaces or other learning labs, the Compass Teacher Workstation line is designed to be used on-the-go, with stylish and functional customization options.

Available in multiple top sizes and base options to best suit your instruction style and classroom needs. Top is available in all standard laminate finishes as well as durable solid wood butcher block (on certain models only, available at an upcharge).

Base features your choice of legs and cabinet options, available with drawers, cubbies, and shelves for a wide variety of storage options.

Standard cabinet side panels available in all Hierarchy colors. Or choose a functional peg side panel available in cool gray.

**IMPORTANT:** Pricing shown is for desk or workstation kit ONLY and does NOT include the Compass cabinets required to complete the unit as shown in images. Please contact your sales representative for assistance and final pricing before ordering.

**Please note:** Custom orders and whiteboard top option are subject to an upcharge and laminate availability. Please contact your sales representative for current availability and lead time information.

SCS Indoor Advantage Gold Certified.

### Options

- Available in sitting (29"H) or standing (42"H) models
- 1-1/8" thick HPL top with T-mold edge band, or 1-3/4" solid wood butcher block top
- Customizable HPL (see p. 7-8 for swatches)
- Customizable edge band (see p. 7-8 for swatches)
- Cabinet storage options include locking door, shelf storage, or drawer storage in various configurations
- Cabinet side panels available in multiple colors (see p. 11 for swatches)
- Cabinet side panels with peg board available in cool gray

Part No.	Description	Required To Order	Dimensions	Base MSRP
<b>A. Compass Single Cabinet Teacher Workstation</b>				
49109-XXXXXX	Compass Single Cabinet Workstation (6036) - 29"H	Requires Midi H1 Cabinet + Z Riser	29"H × 60"W × 36"D	CALL
49111-XXXXXX	Compass Single Cabinet Workstation (6036) - 42"H	Requires Midi H2 Cabinet + Z Riser	42"H × 60"W × 36"D	CALL
49109-BUTCHER	Compass Single Cabinet Workstation (6036) Butcher Block - 29"H	Requires Midi H1 Cabinet + Z Riser	29"H × 60"W × 36"D	CALL
49111-BUTCHER	Compass Single Cabinet Workstation (6036) Butcher Block - 42"H	Requires Midi H2 Cabinet + Z Riser	42"H × 60"W × 36"D	CALL
49110-XXXXXX	Compass Single Cabinet Workstation (7236) - 29"H	Requires Midi H1 Cabinet + Z Riser	29"H × 72"W × 36"D	CALL
49112-XXXXXX	Compass Single Cabinet Workstation (7236) - 42"H	Requires Midi H2 Cabinet + Z Riser	42"H × 72"W × 36"D	CALL
49110-BUTCHER	Compass Single Cabinet Workstation (7236) Butcher Block - 29"H	Requires Midi H1 Cabinet + Z Riser	29"H × 72"W × 36"D	CALL
49112-BUTCHER	Compass Single Cabinet Workstation (7236) Butcher Block - 42"H	Requires Midi H2 Cabinet + Z Riser	42"H × 72"W × 36"D	CALL

**IMPORTANT:** Pricing shown is for desk or workstation kit ONLY and does NOT include the Compass cabinets required to complete the unit as shown in images. Please contact your sales representative for assistance and final pricing before ordering.



## Compass Double Cabinet Teacher Workstation

Ideal for the teacher who gets hands-on with students in maker spaces or other learning labs, the Compass Teacher Workstation line is designed to be used on-the-go, with stylish and functional customization options.

Available in multiple top sizes and base options to best suit your instruction style and classroom needs. Top is available in all standard laminate finishes as well as durable solid wood butcher block (on certain models only, available at an upcharge).

Base features your choice of legs and cabinet options, available with drawers, cubbies, and shelves for a wide variety of storage options.

Standard cabinet side panels available in all Hierarchy colors. Or choose a functional peg side panel available in cool gray.

**IMPORTANT:** Pricing shown is for desk or workstation kit ONLY and does NOT include the Compass cabinets required to complete the unit as shown in images. Please contact your sales representative for assistance and final pricing before ordering.

**Please note:** Custom orders and whiteboard top option are subject to an upcharge and laminate availability. Please contact your sales representative for current availability and lead time information.

SCS Indoor Advantage Gold Certified.

### Options

- Available in sitting (29"H) or standing (42"H) models
- 1-1/8" thick HPL top with T-mold edge band, or 1-3/4" solid wood butcher block top
- Customizable HPL (see p. 7-8 for swatches)
- Customizable edge band (see p. 7-8 for swatches)
- Cabinet storage options include locking door, shelf storage, or drawer storage in various configurations
- Cabinet side panels available in multiple colors (see p. 11 for swatches)
- Cabinet side panels with peg board available in cool gray

Part No.	Description	Required To Order	Dimensions	Base MSRP
<b>A. Compass Double Cabinet Teacher Workstation</b>				
49113-29-XXXX-XX	Compass Double Cabinet Workstation (6036) – 29"H	2 Midi H1 Cabinets + Z Riser	29"H × 60"W × 36"D	CALL
49113-42-XXXX-XX	Compass Double Cabinet Workstation (6036) – 42"H	2 Midi H2 Cabinets + Z Riser	42"H × 60"W × 36"D	CALL
49113-29-BUTCHER	Compass Double Cabinet Workstation (6036) Butcher Block – 29"H	2 Midi H1 Cabinets + Z Riser	29"H × 60"W × 36"D	CALL
49113-42-BUTCHER	Compass Double Cabinet Workstation (6036) Butcher Block – 42"H	2 Midi H2 Cabinets + Z Riser	42"H × 60"W × 36"D	CALL
49114-29-XXXX-XX	Compass Double Cabinet Workstation (7236) – 29"H	2 Midi H1 Cabinets + Z Riser	29"H × 72"W × 36"D	CALL
49114-42-XXXX-XX	Compass Double Cabinet Workstation (7236) – 42"H	2 Midi H2 Cabinets + Z Riser	42"H × 72"W × 36"D	CALL
49114-29-BUTCHER	Compass Double Cabinet Workstation (7236) Butcher Block – 29"H	2 Midi H1 Cabinets + Z Riser	29"H × 72"W × 36"D	CALL
49114-42-BUTCHER	Compass Double Cabinet Workstation (7236) Butcher Block – 42"H	2 Midi H2 Cabinets + Z Riser	42"H × 72"W × 36"D	CALL

**IMPORTANT:** Pricing shown is for desk or workstation kit ONLY and does NOT include the Compass cabinets required to complete the unit as shown in images. Please contact your sales representative for assistance and final pricing before ordering.



## Elate Electric Height Adjustable Desk (2-Leg)

The Elate Electric Height Adjustable Desk is the energetic and ergonomic addition to any work environment. With easy to use and powerful multi-motor electric sit-to-stand adjustment, you can set for virtually any height, activity and position.

Sit-to-stand desks are well known to contribute to increased focus, improved posture, fewer energy dips, and variety of other benefits.

Motors feature soft start and stop and a gyro sensor anti-collision mechanism. Digital keypad provides single-touch adjustment with three memory settings, and slides under the work surface when not in use.

Desks feature either 17" or 26" of height adjustability, and work with either a chair, stool, or standing use to allow position changes throughout the day.

Depending on the configuration selected, Elate Electric Height Adjustable Desks come with a set of either two or three legs.

Durable and rigid powder-coated steel base available in black, platinum, or white for a modern touch to any environment.

Add casters to any model for convenient mobility and position of the desk where needed. Casters feature locks, and add 2" to overall desk height.

**Please note:** Custom orders and whiteboard top option are subject to an upcharge and laminate availability. Please contact your sales representative for current availability and lead time information.

SCS Indoor Advantage Gold Certified.

### Standard Includes

- 1-1/8" HPL top with T-mold edge band
- Powder-coated steel base in black, platinum, or white
- Soft start motor with gyro sensor anti-collision mechanism
- Digital keypad for single touch adjustment
- Three memory settings
- 2-leg base adjusts from 27.6" to 44.6"H
- 3-leg base adjusts from 22.6" to 48.6"H

### Options

- Multiple sizes and shapes available, including rectangle, return, and corner
- Customizable HPL (see p. 7-8 for swatches)
- Customizable edge band (see p. 7-8 for swatches)
- Optional caster sets available (locking)
- Optional locking accessory drawer available
- Pop-Up Grommet Outlet & USB Charger available
- Clamp Mount Outlet & USB Charger available

Part No.	Description	Dimensions	Ship Wt.	Base MSRP
<b>A. Elate Electric Height Adjustable Desk (Black)</b>				
59410-XXXX-XX	7230 (Black)	27.6" – 44.6"H × 72"W × 30"D	153 lbs	\$2,448.60
59411-XXXX-XX	6030 (Black)	27.6" – 44.6"H × 60"W × 30"D	140 lbs	\$2,434.95
59412-XXXX-XX	7224 (Black)	27.6" – 44.6"H × 72"W × 24"D	137 lbs	\$2,395.05
59413-XXXX-XX	6024 (Black)	27.6" – 44.6"H × 60"W × 24"D	127 lbs	\$2,381.40
<b>B. Elate Electric Height Adjustable Desk (Platinum)</b>				
59420-XXXX-XX	7230 (Platinum)	27.6" – 44.6"H × 72"W × 30"D	153 lbs	\$2,448.60
59421-XXXX-XX	6030 (Platinum)	27.6" – 44.6"H × 60"W × 30"D	140 lbs	\$2,434.95
59422-XXXX-XX	7224 (Platinum)	27.6" – 44.6"H × 72"W × 24"D	137 lbs	\$2,395.05
59423-XXXX-XX	6024 (Platinum)	27.6" – 44.6"H × 60"W × 24"D	127 lbs	\$2,381.40
<b>C. Elate Electric Height Adjustable Desk (White)</b>				
59430-XXXX-XX	7230 (White)	27.6" – 44.6"H × 72"W × 30"D	153 lbs	\$2,448.60
59431-XXXX-XX	6030 (White)	27.6" – 44.6"H × 60"W × 30"D	140 lbs	\$2,434.95
59432-XXXX-XX	7224 (White)	27.6" – 44.6"H × 72"W × 24"D	137 lbs	\$2,395.05
59433-XXXX-XX	6024 (White)	27.6" – 44.6"H × 60"W × 24"D	127 lbs	\$2,381.40
<b>B. Optional Accessories</b>				
59408	Castors for 2-Leg Electric Desk (set of 4)	Increases table height by 2"	1 lb	\$110.25



## Elate Electric Height Adjustable Desk (3-Leg)

The Elate Electric Height Adjustable Desk is the energetic and ergonomic addition to any work environment. With easy to use and powerful multi-motor electric sit-to-stand adjustment, you can set for virtually any height, activity and position.

Sit-to-stand desks are well known to contribute to increased focus, improved posture, fewer energy dips, and variety of other benefits.

Motors feature soft start and stop and a gyro sensor anti-collision mechanism. Digital keypad provides single-touch adjustment with three memory settings, and slides under the work surface when not in use.

Desks feature either 17" or 26" of height adjustability, and work with either a chair, stool, or standing use to allow position changes throughout the day.

Depending on the configuration selected, Elate Electric Height Adjustable Desks come with a set of either two or three legs.

Durable and rigid powder-coated steel base available in black, platinum, or white for a modern touch to any environment.

Add casters to any model for convenient mobility and position of the desk where needed. Casters feature locks, and add 2" to overall desk height.

**Please note:** Custom orders and whiteboard top option are subject to an upcharge and laminate availability. Please contact your sales representative for current availability and lead time information.

SCS Indoor Advantage Gold Certified.

### Standard Includes

- 1-1/8" HPL top with T-mold edge band
- Powder-coated steel base in black, platinum, or white
- Soft start motor with gyro sensor anti-collision mechanism
- Digital keypad for single touch adjustment
- Three memory settings
- 2-leg base adjusts from 27.6" to 44.6"H
- 3-leg base adjusts from 22.6" to 48.6"H

### Options

- Multiple sizes and shapes available, including rectangle, return, and corner
- Customizable HPL (see p. 7-8 for swatches)
- Customizable edge band (see p. 7-8 for swatches)
- Optional caster sets available (locking)
- Optional locking accessory drawer available
- Pop-Up Grommet Outlet & USB Charger available
- Clamp Mount Outlet & USB Charger available

Part No.	Description	Dimensions	Ship Wt.	Base MSRP
<b>A. Elate Electric Height Adjustable Desk (Black)</b>				
59414-XXXX-XX	Left Return Desk (24 in.) (Black)	22.6"H – 48.6"H × 72"W × 60"D	167 lbs	\$3,904.95
59415-XXXX-XX	Right Return Desk (24 in.) (Black)	22.6"H – 48.6"H × 72"W × 60"D	167 lbs	\$3,904.95
59416-XXXX-XX	Left Return Desk (30 in.) (Black)	22.6"H – 48.6"H × 72"W × 60"D	184 lbs	\$3,904.95
59417-XXXX-XX	Right Return Desk (30 in.) (Black)	22.6"H – 48.6"H × 72"W × 60"D	184 lbs	\$3,904.95
59418-XXXX-XX	Corner Desk (24 in.) (Black)	22.6"H – 48.6"H × 60"W × 60"D	157 lbs	\$3,902.85
59419-XXXX-XX	Corner Desk (30 in.) (Black)	22.6"H – 48.6"H × 60"W × 60"D	172 lbs	\$3,902.85
<b>B. Elate Electric Height Adjustable Desk (Platinum)</b>				
59424-XXXX-XX	Left Return Desk (24 in.) (Platinum)	22.6"H – 48.6"H × 72"W × 60"D	167 lbs	\$3,904.95
59425-XXXX-XX	Right Return Desk (24 in.) (Platinum)	22.6"H – 48.6"H × 72"W × 60"D	167 lbs	\$3,904.95
59426-XXXX-XX	Left Return Desk (30 in.) (Platinum)	22.6"H – 48.6"H × 72"W × 60"D	184 lbs	\$3,904.95
59427-XXXX-XX	Right Return Desk (30 in.) (Platinum)	22.6"H – 48.6"H × 72"W × 60"D	184 lbs	\$3,904.95
59428-XXXX-XX	Corner Desk (24 in.) (Platinum)	22.6"H – 48.6"H × 60"W × 60"D	157 lbs	\$3,902.85
59429-XXXX-XX	Corner Desk (30 in.) (Platinum)	22.6"H – 48.6"H × 60"W × 60"D	172 lbs	\$3,902.85
<b>C. Elate Electric Height Adjustable Desk (White)</b>				
59434-XXXX-XX	Left Return Desk (24 in.) (White)	22.6"H – 48.6"H × 72"W × 60"D	167 lbs	\$3,904.95
59435-XXXX-XX	Right Return Desk (24 in.) (White)	22.6"H – 48.6"H × 72"W × 60"D	167 lbs	\$3,904.95
59436-XXXX-XX	Left Return Desk (30 in.) (White)	22.6"H – 48.6"H × 72"W × 60"D	184 lbs	\$3,904.95
59437-XXXX-XX	Right Return Desk (30 in.) (White)	22.6"H – 48.6"H × 72"W × 60"D	184 lbs	\$3,904.95
59438-XXXX-XX	Corner Desk (24 in.) (White)	22.6"H – 48.6"H × 60"W × 60"D	157 lbs	\$3,902.85
59439-XXXX-XX	Corner Desk (30 in.) (White)	22.6"H – 48.6"H × 60"W × 60"D	172 lbs	\$3,902.85
<b>B. Optional Accessories</b>				
59409-BK	Castors for 3-Leg Electric Desk – Black (set of 6)	Increases table height by 2"	4 lbs	\$220.50
59409-PL	Castors for 3-Leg Electric Desk – Platinum (set of 6)	Increases table height by 2"	4 lbs	\$220.50
59409-WH	Castors for 3-Leg Electric Desk – White (set of 6)	Increases table height by 2"	4 lbs	\$220.50



Right Return Desk



Corner Desk

## POP Laptop Cart

The POP Laptop Cart is the ideal compact cart for either a laptop, a keyboard, or for use as a mobile stand.

SCS Indoor Advantage Gold Certified.

### Includes

- Laminate top features curved ergonomic shape
- Finished in black laminate
- Adjusts in height from 21-1/4" to 31-1/4"H
- Durable plastic 5-star base with 2" casters

Part No.	Description	Dimensions	Ship Wt.	Base MSRP
<b>A. POP Laptop Cart</b>				
48752	POP Laptop Cart	21.3" – 31.3"H × 25.8"W × 15.8"D	26 lbs	\$330.81



## Elate LED Desk Lamp

Brighten your workspaces with a clean and energy-efficient Elate LED Desk Lamp.

Attractive and minimalist Elate LED Desk Lamp features an adjustable single arm body available in three finishes (black, platinum, or white) to coordinate with any environment.

With a modern and efficient LED, you can illuminate your desk top without creating hot spots with a light source that lasts up to 50 times longer than an incandescent bulb, and up to 10 times longer than a CFL bulb.

SCS Indoor Advantage Gold Certified.

### Standard Includes

- 5000K LED light
- Touch-and-hold built-in dimmer with two settings and six hour shut-off
- Smooth adjust arm with a reach of 16"
- Adjustable shade
- Base includes 6' power cord
- Both light and power source are UTL-listed

### Options

- Available in black, platinum, or white finish

Part No.	Description	Dimensions	Ship Wt.	Base MSRP
<b>A. Elate LED Desk Lamp</b>				
59407-BK	Elate LED Desk Lamp (Black)	15.5" – 18.7"H × 6.4"W × 6.4"D	4 lbs	\$400.00
59407-PL	Elate LED Desk Lamp (Platinum)	15.5" – 18.7"H × 6.4"W × 6.4"D	4 lbs	\$400.00
59407-WH	Elate LED Desk Lamp (White)	15.5" – 18.7"H × 6.4"W × 6.4"D	4 lbs	\$400.00



## Accessory Locking Pencil Drawer

Get lockable storage close at hand with this convenient drawer, ideal for documents, pens, paper clips, notepads, and any other office supplies. Self-contained full-frame drawer mounts directly to bottom of desktop.

SCS Indoor Advantage Gold Certified.

### Standard Includes

- Self-contained locking drawer and frame
- Exterior frame 3.5"H x 15.5"W x 12.5"D
- Interior measures 13"W

Part No.	Description	Dimensions	Ship Wt.	Base MSRP
<b>A. Accessory Locking Pencil Drawer</b>				
34443	Accessory Locking Pencil Drawer	3.5"H x 15.5"W x 12.5"D	9 lbs	\$167.31





## Ganging Device for Training Tables

Unique and innovative accessory allows you to join your table configurations with ease. Works with virtually any training table.

Durable rubber construction gives flexibility while keeping your tables securely joined together. Easy to attach and remove. Gangers have a center to center distance of 3".

SCS Indoor Advantage Gold Certified.

### Standard Includes

- Set of 2 ganging devices and assembly hardware
- Durable rubber construction

Part No.	Description	Dimensions	Ship Wt.	Base MSRP
<b>A. Ganging Device for Training Tables</b>				
66640	Ganging Device for Training Tables (set of 2)	1.6"H × 4.5"W × .3"D	3 lbs	\$31.86



## Cable Management Tray

The Cable Management Tray features a generous trough with a grommet for easy routing of cables and cords, keeping your workstation tidy and organized.

Mounts to the bottom of a desktop or other surface for instant cable control.

Durable tray is constructed of powder-coated steel in platinum. Sold in sets of two.

SCS Indoor Advantage Gold Certified.

Part No.	Description	Dimensions	Ship Wt.	Base MSRP
<b>A. Cable Management Tray</b>				
65850	Cable Management Tray (set of 2)	3"H × 21.5"W × 2.5"D	4 lbs	\$60.62



## Desktop Privacy Panels

Desktop Privacy Panels define work areas, provide privacy, and help block sound without impairing visibility.

Attach to desk top without using any permanent hardware or damaging surface. Panels attach and detach with ease.

SCS Indoor Advantage Gold Certified.

### Standard Includes

- Anodized aluminum trim with channel for accessories
- Attach to any work surface from 3/4" to 1-3/16" thick
- Panels measure 17"H x 1"D

### Options

- Available in six widths
- Custom sizes available
- Custom surfaces available

Part No.	Description	Dimensions	Ship Wt.	Base MSRP
<b>A. Desktop Privacy Panels</b>				
90134	Desktop Privacy Panel (Porcelain Steel)	17"H x 21.5"W x 1"D	12 lbs	\$385.40
90137	Desktop Privacy Panel (Porcelain Steel)	17"H x 32"W x 1"D	16 lbs	\$389.57
90139	Desktop Privacy Panel (Porcelain Steel)	17"H x 41"W x 1"D	19 lbs	\$437.70
90133	Desktop Privacy Panel (Porcelain Steel)	17"H x 48"W x 1"D	20 lbs	\$448.36
90142	Desktop Privacy Panel (Porcelain Steel)	17"H x 58"W x 1"D	23 lbs	\$542.55
90146	Desktop Privacy Panel (Porcelain Steel)	17"H x 66"W x 1"D	27 lbs	\$574.70



## Clarity Acrylic Desktop Dividers

Keep your students, staff, and customers safer and more protected from the spread of germs with a Clarity Acrylic Desktop Divider.

Available in three different configurations to suit your desktop needs: edge clamp for mounting on the edge of the desktop, center clamp to divide a desktop for more than one user, or freestanding to mount wherever needed on the desktop. Use more than one to protect on all sides.

Ideal for use in classrooms, offices, or any customer-facing applications.

Powder-coated aluminum mounts feature a rubber pad to protect surfaces. Freestanding models include double tape mounting option. Mix and match sizes to fit your desks and tables.

SCS Indoor Advantage Gold Certified.


### Standard Includes

- 24"H acrylic panel
- Powder-coated platinum clamps or freestanding mounts
- Rubber pad on mounts protect surfaces
- Freestanding includes double table mounting option
- Fit desk top up to 1-3/5" thick

### Options

- Three mounting configurations available
- Multiple widths available

Part No.	Description	Dimensions	Ship Wt.	Base MSRP
<b>A. Clarity Acrylic Desktop Dividers - Edge Clamp</b>				
45258	Clarity Acrylic Desktop Divider - Edge Clamp (23")	24"H × 23"W	8 lbs	\$192.89
45259	Clarity Acrylic Desktop Divider - Edge Clamp (29")	24"H × 29"W	7 lbs	\$210.21
45260	Clarity Acrylic Desktop Divider - Edge Clamp (60")	24"H × 60"W	18 lbs	\$306.08
45261	Clarity Acrylic Desktop Divider - Edge Clamp (72")	24"H × 72"W	20 lbs	\$367.29
<b>B. Clarity Acrylic Desktop Dividers - Center Clamp</b>				
45262	Clarity Acrylic Desktop Divider - Center Clamp (23")	24"H × 23"W	8 lbs	\$190.58
45263	Clarity Acrylic Desktop Divider - Center Clamp (29")	24"H × 29"W	7 lbs	\$207.90
45264	Clarity Acrylic Desktop Divider - Center Clamp (60")	24"H × 60"W	18 lbs	\$299.15
45265	Clarity Acrylic Desktop Divider - Center Clamp (72")	24"H × 72"W	20 lbs	\$360.36
<b>C. Clarity Acrylic Desktop Dividers - Freestanding</b>				
45266	Clarity Acrylic Desktop Divider - Freestanding (23")	24"H × 23"W	7 lbs	\$184.80
45267	Clarity Acrylic Desktop Divider - Freestanding (29")	24"H × 29"W	6 lbs	\$202.13
45268	Clarity Acrylic Desktop Divider - Freestanding (60")	24"H × 60"W	17 lbs	\$293.37
45269	Clarity Acrylic Desktop Divider - Freestanding (72")	24"H × 72"W	19 lbs	\$353.43



## Makerspace Robotics Wall Kit

Keep your robotics and other tools and materials secure with new Makerspace Robotics Wall Kits.

Easy to mount see-through walls clamp onto the edge of our Compass Makerspace Tables to keep your robots and other maker space activities on the table to help prevent falling and damage.

Walls come as an easy-to-assemble kit, and fit snugly on any of our 60"W × 30"D or 72"W × 30"D tables.

Bronze tinted acrylic panels allow easy visibility, and are durable for years of use.

High strength aluminum clamps keep the walls mounted securely on your tabletop and match any color scheme, and can be attached anywhere along the table edge.

SCS Indoor Advantage Gold Certified.

### Standard Includes

- 6.8"H bronze tinted acrylic panels
- Adjustable high strength aluminum clamps fit top from 3/4" to 1-1/4" thick

Part No.	Description	Dimensions	Ship Wt.	Base MSRP
<b>A. Makerspace Robotics Wall Kit</b>				
91693	Makerspace Robotics Wall Kit (for 7230)	9"H × 72.4"W × 30.3"D	17 lbs	\$570.37

**DISCONTINUED: Available while supplies last!**

Pricing for wall kit only



## MooreCo Privacy Pod (Tall)

Privacy Pods feature a built-in work surface and side table to provide ample space for a laptop and storage for a bag, backpack, or other belongings.

Optional integrated electrical outlets keep your devices powered, charged, and ready to go.

Curved wall shape is designed to reduce noise, providing a quiet workspace. Short and tall privacy wall options available.

Available in a variety of fabric combinations through our graded-in program.

Designed to allow multiple pods to be arranged in many configurations, fitting any space or nook.

SCS Indoor Advantage Gold Certified.

### Standard Includes

- Ships set up
- Wood combination construction of plywood and hardwood
- Upholstered seating and pod wall
- Built-in laminate work surface and side table

### Required to Specify

Finishes:

- Upholstered (.UPP) wall finish
- Table laminate selections (-XXXX) (see pp. 7–10 for swatches)
- Table edge band selection (-XX) (see p. 11 for swatches)
- COM or graded-in fabric selection (-FABRICNAME)

Power:

- Integrated electrical outlets (.P), or no power (.NP)

Orientation:

- Left-hand (.L) or right-hand (.R)

Part No.	Description	Dimensions	Base MSRP
<b>A. Privacy Pod - Tall (Right)</b>			
SG.SPP.UPP.533962.NP.R-XXXX-XX-COM	Privacy Pod - Tall (Right) - COM	62"H × 53"W × 39"D	\$3,906.24
SG.SPP.UPP.533962.NP.R-XXXX-XX-GRADE1	Privacy Pod - Tall (Right) - Grade 01	62"H × 53"W × 39"D	\$4,690.91
SG.SPP.UPP.533962.NP.R-XXXX-XX-GRADE2	Privacy Pod - Tall (Right) - Grade 02	62"H × 53"W × 39"D	\$5,059.43
SG.SPP.UPP.533962.NP.R-XXXX-XX-GRADE3	Privacy Pod - Tall (Right) - Grade 03	62"H × 53"W × 39"D	\$5,560.82
SG.SPP.UPP.533962.NP.R-XXXX-XX-GRADE4	Privacy Pod - Tall (Right) - Grade 04	62"H × 53"W × 39"D	\$6,212.61
SG.SPP.UPP.533962.NP.R-XXXX-XX-GRADE5	Privacy Pod - Tall (Right) - Grade 05	62"H × 53"W × 39"D	\$6,714.00
SG.SPP.UPP.533962.NP.R-XXXX-XX-GRADE6	Privacy Pod - Tall (Right) - Grade 06	62"H × 53"W × 39"D	\$7,215.37
SG.SPP.UPP.533962.NP.R-XXXX-XX-GRADE7	Privacy Pod - Tall (Right) - Grade 07	62"H × 53"W × 39"D	\$7,716.78
SG.SPP.UPP.533962.NP.R-XXXX-XX-GRADE8	Privacy Pod - Tall (Right) - Grade 08	62"H × 53"W × 39"D	\$8,218.16
SG.SPP.UPP.533962.NP.R-XXXX-XX-GRADE9	Privacy Pod - Tall (Right) - Grade 09	62"H × 53"W × 39"D	\$8,920.09
<b>B. Privacy Pod - Tall (Left)</b>			
SG.SPP.UPP.533962.NP.L-XXXX-XX-COM	Privacy Pod - Tall (Left) - COM	62"H × 53"W × 39"D	\$3,906.24
SG.SPP.UPP.533962.NP.L-XXXX-XX-GRADE1	Privacy Pod - Tall (Left) - Grade 01	62"H × 53"W × 39"D	\$4,690.91
SG.SPP.UPP.533962.NP.L-XXXX-XX-GRADE2	Privacy Pod - Tall (Left) - Grade 02	62"H × 53"W × 39"D	\$5,059.43
SG.SPP.UPP.533962.NP.L-XXXX-XX-GRADE3	Privacy Pod - Tall (Left) - Grade 03	62"H × 53"W × 39"D	\$5,560.82
SG.SPP.UPP.533962.NP.L-XXXX-XX-GRADE4	Privacy Pod - Tall (Left) - Grade 04	62"H × 53"W × 39"D	\$6,212.61
SG.SPP.UPP.533962.NP.L-XXXX-XX-GRADE5	Privacy Pod - Tall (Left) - Grade 05	62"H × 53"W × 39"D	\$6,714.00
SG.SPP.UPP.533962.NP.L-XXXX-XX-GRADE6	Privacy Pod - Tall (Left) - Grade 06	62"H × 53"W × 39"D	\$7,215.37
SG.SPP.UPP.533962.NP.L-XXXX-XX-GRADE7	Privacy Pod - Tall (Left) - Grade 07	62"H × 53"W × 39"D	\$7,716.78
SG.SPP.UPP.533962.NP.L-XXXX-XX-GRADE8	Privacy Pod - Tall (Left) - Grade 08	62"H × 53"W × 39"D	\$8,218.16
SG.SPP.UPP.533962.NP.L-XXXX-XX-GRADE9	Privacy Pod - Tall (Left) - Grade 09	62"H × 53"W × 39"D	\$8,920.09



## MooreCo Privacy Pod (Tall + Power)

Privacy Pods feature a built-in work surface and side table to provide ample space for a laptop and storage for a bag, backpack, or other belongings.

Optional integrated electrical outlets keep your devices powered, charged, and ready to go.

Curved wall shape is designed to reduce noise, providing a quiet workspace. Short and tall privacy wall options available.

Available in a variety of fabric combinations through our graded-in program.

Designed to allow multiple pods to be arranged in many configurations, fitting any space or nook.

SCS Indoor Advantage Gold Certified.

### Standard Includes

- Ships set up
- Wood combination construction of plywood and hardwood
- Upholstered seating and pod wall
- Built-in laminate work surface and side table

### Required to Specify

Finishes:

- Upholstered (.UPP) wall finish
- Table laminate selections (-XXXX) (see pp. 7–10 for swatches)
- Table edge band selection (-XX) (see p. 11 for swatches)
- COM or graded-in fabric selection (-FABRICNAME)

Power:

- Integrated electrical outlets (.P), or no power (.NP)

Orientation:

- Left-hand (.L) or right-hand (.R)

Part No.	Description	Dimensions	Base MSRP
<b>A. Privacy Pod - Tall + Power (Right)</b>			
SG.SPP.UPP.533962.P.R-XXXX-XX-COM	Privacy Pod - Tall + Power (Right) - COM	62"H × 53"W × 39"D	\$4,293.69
SG.SPP.UPP.533962.P.R-XXXX-XX-GRADE1	Privacy Pod - Tall + Power (Right) - Grade 01	62"H × 53"W × 39"D	\$5,041.74
SG.SPP.UPP.533962.P.R-XXXX-XX-GRADE2	Privacy Pod - Tall + Power (Right) - Grade 02	62"H × 53"W × 39"D	\$5,446.87
SG.SPP.UPP.533962.P.R-XXXX-XX-GRADE3	Privacy Pod - Tall + Power (Right) - Grade 03	62"H × 53"W × 39"D	\$5,948.25
SG.SPP.UPP.533962.P.R-XXXX-XX-GRADE4	Privacy Pod - Tall + Power (Right) - Grade 04	62"H × 53"W × 39"D	\$6,600.06
SG.SPP.UPP.533962.P.R-XXXX-XX-GRADE5	Privacy Pod - Tall + Power (Right) - Grade 05	62"H × 53"W × 39"D	\$7,101.44
SG.SPP.UPP.533962.P.R-XXXX-XX-GRADE6	Privacy Pod - Tall + Power (Right) - Grade 06	62"H × 53"W × 39"D	\$7,602.82
SG.SPP.UPP.533962.P.R-XXXX-XX-GRADE7	Privacy Pod - Tall + Power (Right) - Grade 07	62"H × 53"W × 39"D	\$8,104.21
SG.SPP.UPP.533962.P.R-XXXX-XX-GRADE8	Privacy Pod - Tall + Power (Right) - Grade 08	62"H × 53"W × 39"D	\$8,605.60
SG.SPP.UPP.533962.P.R-XXXX-XX-GRADE9	Privacy Pod - Tall + Power (Right) - Grade 09	62"H × 53"W × 39"D	\$9,307.52
<b>B. Privacy Pod - Tall + Power (Left)</b>			
SG.SPP.UPP.533962.P.L-XXXX-XX-COM	Privacy Pod - Tall + Power (Left) - COM	62"H × 53"W × 39"D	\$4,293.69
SG.SPP.UPP.533962.P.L-XXXX-XX-GRADE1	Privacy Pod - Tall + Power (Left) - Grade 01	62"H × 53"W × 39"D	\$5,041.74
SG.SPP.UPP.533962.P.L-XXXX-XX-GRADE2	Privacy Pod - Tall + Power (Left) - Grade 02	62"H × 53"W × 39"D	\$5,446.87
SG.SPP.UPP.533962.P.L-XXXX-XX-GRADE3	Privacy Pod - Tall + Power (Left) - Grade 03	62"H × 53"W × 39"D	\$5,948.25
SG.SPP.UPP.533962.P.L-XXXX-XX-GRADE4	Privacy Pod - Tall + Power (Left) - Grade 04	62"H × 53"W × 39"D	\$6,600.06
SG.SPP.UPP.533962.P.L-XXXX-XX-GRADE5	Privacy Pod - Tall + Power (Left) - Grade 05	62"H × 53"W × 39"D	\$7,101.44
SG.SPP.UPP.533962.P.L-XXXX-XX-GRADE6	Privacy Pod - Tall + Power (Left) - Grade 06	62"H × 53"W × 39"D	\$7,602.82
SG.SPP.UPP.533962.P.L-XXXX-XX-GRADE7	Privacy Pod - Tall + Power (Left) - Grade 07	62"H × 53"W × 39"D	\$8,104.21
SG.SPP.UPP.533962.P.L-XXXX-XX-GRADE8	Privacy Pod - Tall + Power (Left) - Grade 08	62"H × 53"W × 39"D	\$8,605.60
SG.SPP.UPP.533962.P.L-XXXX-XX-GRADE9	Privacy Pod - Tall + Power (Left) - Grade 09	62"H × 53"W × 39"D	\$9,307.52



## MooreCo Privacy Pod (Short)

Privacy Pods feature a built-in work surface and side table to provide ample space for a laptop and storage for a bag, backpack, or other belongings.

Optional integrated electrical outlets keep your devices powered, charged, and ready to go.

Curved wall shape is designed to reduce noise, providing a quiet workspace. Short and tall privacy wall options available.

Available in a variety of fabric combinations through our graded-in program.

Designed to allow multiple pods to be arranged in many configurations, fitting any space or nook.

SCS Indoor Advantage Gold Certified.

### Standard Includes

- Ships set up
- Wood combination construction of plywood and hardwood
- Upholstered seating and pod wall
- Built-in laminate work surface and side table

### Required to Specify

Finishes:

- Upholstered (.UPP) wall finish
- Table laminate selections (-XXXX) (see pp. 7–10 for swatches)
- Table edge band selection (-XX) (see p. 11 for swatches)
- COM or graded-in fabric selection (-FABRICNAME)

Power:

- Integrated electrical outlets (.P), or no power (.NP)

Orientation:

- Left-hand (.L) or right-hand (.R)

Part No.	Description	Dimensions	Base MSRP
<b>A. Privacy Pod - Short (Right)</b>			
SG.SPP.UPP.533948.NP.R-XXXX-XX-COM	Privacy Pod - Short (Right) - COM	48"H × 53"W × 39"D	\$3,815.10
SG.SPP.UPP.533948.NP.R-XXXX-XX-GRADE1	Privacy Pod - Short (Right) - Grade 01	48"H × 53"W × 39"D	\$4,528.43
SG.SPP.UPP.533948.NP.R-XXXX-XX-GRADE2	Privacy Pod - Short (Right) - Grade 02	48"H × 53"W × 39"D	\$4,863.43
SG.SPP.UPP.533948.NP.R-XXXX-XX-GRADE3	Privacy Pod - Short (Right) - Grade 03	48"H × 53"W × 39"D	\$5,319.24
SG.SPP.UPP.533948.NP.R-XXXX-XX-GRADE4	Privacy Pod - Short (Right) - Grade 04	48"H × 53"W × 39"D	\$5,911.79
SG.SPP.UPP.533948.NP.R-XXXX-XX-GRADE5	Privacy Pod - Short (Right) - Grade 05	48"H × 53"W × 39"D	\$6,367.58
SG.SPP.UPP.533948.NP.R-XXXX-XX-GRADE6	Privacy Pod - Short (Right) - Grade 06	48"H × 53"W × 39"D	\$6,823.40
SG.SPP.UPP.533948.NP.R-XXXX-XX-GRADE7	Privacy Pod - Short (Right) - Grade 07	48"H × 53"W × 39"D	\$7,279.20
SG.SPP.UPP.533948.NP.R-XXXX-XX-GRADE8	Privacy Pod - Short (Right) - Grade 08	48"H × 53"W × 39"D	\$7,735.01
SG.SPP.UPP.533948.NP.R-XXXX-XX-GRADE9	Privacy Pod - Short (Right) - Grade 09	48"H × 53"W × 39"D	\$8,373.12
<b>B. Privacy Pod - Short (Left)</b>			
SG.SPP.UPP.533948.NP.L-XXXX-XX-COM	Privacy Pod - Short (Left) - COM	48"H × 53"W × 39"D	\$3,815.10
SG.SPP.UPP.533948.NP.L-XXXX-XX-GRADE1	Privacy Pod - Short (Left) - Grade 01	48"H × 53"W × 39"D	\$4,528.43
SG.SPP.UPP.533948.NP.L-XXXX-XX-GRADE2	Privacy Pod - Short (Left) - Grade 02	48"H × 53"W × 39"D	\$4,863.43
SG.SPP.UPP.533948.NP.L-XXXX-XX-GRADE3	Privacy Pod - Short (Left) - Grade 03	48"H × 53"W × 39"D	\$5,319.24
SG.SPP.UPP.533948.NP.L-XXXX-XX-GRADE4	Privacy Pod - Short (Left) - Grade 04	48"H × 53"W × 39"D	\$5,911.79
SG.SPP.UPP.533948.NP.L-XXXX-XX-GRADE5	Privacy Pod - Short (Left) - Grade 05	48"H × 53"W × 39"D	\$6,367.58
SG.SPP.UPP.533948.NP.L-XXXX-XX-GRADE6	Privacy Pod - Short (Left) - Grade 06	48"H × 53"W × 39"D	\$6,823.40
SG.SPP.UPP.533948.NP.L-XXXX-XX-GRADE7	Privacy Pod - Short (Left) - Grade 07	48"H × 53"W × 39"D	\$7,279.20
SG.SPP.UPP.533948.NP.L-XXXX-XX-GRADE8	Privacy Pod - Short (Left) - Grade 08	48"H × 53"W × 39"D	\$7,735.01
SG.SPP.UPP.533948.NP.L-XXXX-XX-GRADE9	Privacy Pod - Short (Left) - Grade 09	48"H × 53"W × 39"D	\$8,373.12





## MooreCo Privacy Pod (Short + Power)

Privacy Pods feature a built-in work surface and side table to provide ample space for a laptop and storage for a bag, backpack, or other belongings.

Optional integrated electrical outlets keep your devices powered, charged, and ready to go.

Curved wall shape is designed to reduce noise, providing a quiet workspace. Short and tall privacy wall options available.

Available in a variety of fabric combinations through our graded-in program.

Designed to allow multiple pods to be arranged in many configurations, fitting any space or nook.

SCS Indoor Advantage Gold Certified.

### Standard Includes

- Ships set up
- Wood combination construction of plywood and hardwood
- Upholstered seating and pod wall
- Built-in laminate work surface and side table

### Required to Specify

Finishes:

- Upholstered (.UPP) wall finish
- Table laminate selections (-XXXX) (see pp. 7–10 for swatches)
- Table edge band selection (-XX) (see p. 11 for swatches)
- COM or graded-in fabric selection (-FABRICNAME)

Power:

- Integrated electrical outlets (.P), or no power (.NP)

Orientation:

- Left-hand (.L) or right-hand (.R)

Part No.	Description	Dimensions	Base MSRP
<b>A. Privacy Pod - Short + Power (Right)</b>			
SG.SPP.UPP.533948.P.R-XXXX-XX-COM	Privacy Pod – Short + Power (Right) – COM	48"H × 53"W × 39"D	\$4,211.64
SG.SPP.UPP.533948.P.R-XXXX-XX-GRADE1	Privacy Pod – Short + Power (Right) – Grade 01	48"H × 53"W × 39"D	\$4,924.98
SG.SPP.UPP.533948.P.R-XXXX-XX-GRADE2	Privacy Pod – Short + Power (Right) – Grade 02	48"H × 53"W × 39"D	\$5,259.99
SG.SPP.UPP.533948.P.R-XXXX-XX-GRADE3	Privacy Pod – Short + Power (Right) – Grade 03	48"H × 53"W × 39"D	\$5,715.80
SG.SPP.UPP.533948.P.R-XXXX-XX-GRADE4	Privacy Pod – Short + Power (Right) – Grade 04	48"H × 53"W × 39"D	\$6,308.34
SG.SPP.UPP.533948.P.R-XXXX-XX-GRADE5	Privacy Pod – Short + Power (Right) – Grade 05	48"H × 53"W × 39"D	\$6,764.13
SG.SPP.UPP.533948.P.R-XXXX-XX-GRADE6	Privacy Pod – Short + Power (Right) – Grade 06	48"H × 53"W × 39"D	\$7,219.95
SG.SPP.UPP.533948.P.R-XXXX-XX-GRADE7	Privacy Pod – Short + Power (Right) – Grade 07	48"H × 53"W × 39"D	\$7,675.75
SG.SPP.UPP.533948.P.R-XXXX-XX-GRADE8	Privacy Pod – Short + Power (Right) – Grade 08	48"H × 53"W × 39"D	\$8,131.56
SG.SPP.UPP.533948.P.R-XXXX-XX-GRADE9	Privacy Pod – Short + Power (Right) – Grade 09	48"H × 53"W × 39"D	\$8,769.68
<b>B. Privacy Pod - Short + Power (Left)</b>			
SG.SPP.UPP.533948.P.L-XXXX-XX-COM	Privacy Pod – Short + Power (Left) – COM	48"H × 53"W × 39"D	\$4,211.64
SG.SPP.UPP.533948.P.L-XXXX-XX-GRADE1	Privacy Pod – Short + Power (Left) – Grade 01	48"H × 53"W × 39"D	\$4,924.98
SG.SPP.UPP.533948.P.L-XXXX-XX-GRADE2	Privacy Pod – Short + Power (Left) – Grade 02	48"H × 53"W × 39"D	\$5,259.99
SG.SPP.UPP.533948.P.L-XXXX-XX-GRADE3	Privacy Pod – Short + Power (Left) – Grade 03	48"H × 53"W × 39"D	\$5,715.80
SG.SPP.UPP.533948.P.L-XXXX-XX-GRADE4	Privacy Pod – Short + Power (Left) – Grade 04	48"H × 53"W × 39"D	\$6,308.34
SG.SPP.UPP.533948.P.L-XXXX-XX-GRADE5	Privacy Pod – Short + Power (Left) – Grade 05	48"H × 53"W × 39"D	\$6,764.13
SG.SPP.UPP.533948.P.L-XXXX-XX-GRADE6	Privacy Pod – Short + Power (Left) – Grade 06	48"H × 53"W × 39"D	\$7,219.95
SG.SPP.UPP.533948.P.L-XXXX-XX-GRADE7	Privacy Pod – Short + Power (Left) – Grade 07	48"H × 53"W × 39"D	\$7,675.75
SG.SPP.UPP.533948.P.L-XXXX-XX-GRADE8	Privacy Pod – Short + Power (Left) – Grade 08	48"H × 53"W × 39"D	\$8,131.56
SG.SPP.UPP.533948.P.L-XXXX-XX-GRADE9	Privacy Pod – Short + Power (Left) – Grade 09	48"H × 53"W × 39"D	\$8,769.68



## MooreCo Double Privacy Pod (Tall)

Double Privacy Pods feature a built-in work surface and side table to provide ample space for a laptop and storage for a bag, backpack, or other belongings.

Two seats provide space for one-on-one meetings, conversations, and collaboration with no distractions.

Optional integrated electrical outlets keep your devices powered, charged, and ready to go.

Curved wall shape is designed to reduce noise, providing a quiet workspace. Short and tall privacy wall options available.

Available in a variety of fabric combinations through our graded-in program.

Designed to allow multiple pods to be arranged in many configurations, fitting any space or nook.

SCS Indoor Advantage Gold Certified.

### Standard Includes

- Ships set up
- Wood combination construction of plywood and hardwood
- Upholstered seating and pod wall
- Built-in laminate work surface and side table

### Required to Specify

Finishes:

- Upholstered (.UPP) wall finish
- Laminate selections (-XXXX) (see pp. 7-10 for swatches)
- Edgeband selection (-XX) (see p. 11 for swatches)
- COM or graded-in fabric selection (-FABRICNAME)

Power:

- Integrated electrical outlets (.P), or no power (.NP)

Part No.	Description	Dimensions	Base MSRP
<b>A. Double Privacy Pod - Tall</b>			
SG.DPP.UPP.793662.NP-XXXX-XX-COM	Double Privacy Pod - Tall (COM)	62"H × 79"W × 36"D	\$6,932.96
SG.DPP.UPP.793662.NP-XXXX-XX-GRADE1	Double Privacy Pod - Tall (Grade 01)	62"H × 79"W × 36"D	\$8,298.28
SG.DPP.UPP.793662.NP-XXXX-XX-GRADE2	Double Privacy Pod - Tall (Grade 02)	62"H × 79"W × 36"D	\$8,939.50
SG.DPP.UPP.793662.NP-XXXX-XX-GRADE3	Double Privacy Pod - Tall (Grade 03)	62"H × 79"W × 36"D	\$9,811.91
SG.DPP.UPP.793662.NP-XXXX-XX-GRADE4	Double Privacy Pod - Tall (Grade 04)	62"H × 79"W × 36"D	\$10,946.06
SG.DPP.UPP.793662.NP-XXXX-XX-GRADE5	Double Privacy Pod - Tall (Grade 05)	62"H × 79"W × 36"D	\$11,818.46
SG.DPP.UPP.793662.NP-XXXX-XX-GRADE6	Double Privacy Pod - Tall (Grade 06)	62"H × 79"W × 36"D	\$12,690.87
SG.DPP.UPP.793662.NP-XXXX-XX-GRADE7	Double Privacy Pod - Tall (Grade 07)	62"H × 79"W × 36"D	\$13,563.29
SG.DPP.UPP.793662.NP-XXXX-XX-GRADE8	Double Privacy Pod - Tall (Grade 08)	62"H × 79"W × 36"D	\$14,435.69
SG.DPP.UPP.793662.NP-XXXX-XX-GRADE9	Double Privacy Pod - Tall (Grade 09)	62"H × 79"W × 36"D	\$15,657.07
<b>B. Double Privacy Pod - Tall + Power</b>			
SG.DPP.UPP.793662.P-XXXX-XX-COM	Double Privacy Pod - Tall + Power (COM)	62"H × 79"W × 36"D	\$7,620.43
SG.DPP.UPP.793662.P-XXXX-XX-GRADE1	Double Privacy Pod - Tall + Power (Grade 01)	62"H × 79"W × 36"D	\$8,985.75
SG.DPP.UPP.793662.P-XXXX-XX-GRADE2	Double Privacy Pod - Tall + Power (Grade 02)	62"H × 79"W × 36"D	\$9,626.97
SG.DPP.UPP.793662.P-XXXX-XX-GRADE3	Double Privacy Pod - Tall + Power (Grade 03)	62"H × 79"W × 36"D	\$10,499.38
SG.DPP.UPP.793662.P-XXXX-XX-GRADE4	Double Privacy Pod - Tall + Power (Grade 04)	62"H × 79"W × 36"D	\$11,633.51
SG.DPP.UPP.793662.P-XXXX-XX-GRADE5	Double Privacy Pod - Tall + Power (Grade 05)	62"H × 79"W × 36"D	\$12,505.92
SG.DPP.UPP.793662.P-XXXX-XX-GRADE6	Double Privacy Pod - Tall + Power (Grade 06)	62"H × 79"W × 36"D	\$13,378.33
SG.DPP.UPP.793662.P-XXXX-XX-GRADE7	Double Privacy Pod - Tall + Power (Grade 07)	62"H × 79"W × 36"D	\$14,250.74
SG.DPP.UPP.793662.P-XXXX-XX-GRADE8	Double Privacy Pod - Tall + Power (Grade 08)	62"H × 79"W × 36"D	\$15,123.15
SG.DPP.UPP.793662.P-XXXX-XX-GRADE9	Double Privacy Pod - Tall + Power (Grade 09)	62"H × 79"W × 36"D	\$16,344.53



## MooreCo Double Privacy Pod (Short)

Double Privacy Pods feature a built-in work surface and side table to provide ample space for a laptop and storage for a bag, backpack, or other belongings.

Two seats provide space for one-on-one meetings, conversations, and collaboration with no distractions.

Optional integrated electrical outlets keep your devices powered, charged, and ready to go.

Curved wall shape is designed to reduce noise, providing a quiet workspace. Short and tall privacy wall options available.

Available in a variety of fabric combinations through our graded-in program.

Designed to allow multiple pods to be arranged in many configurations, fitting any space or nook.

SCS Indoor Advantage Gold Certified.

### Standard Includes

- Ships set up
- Wood combination construction of plywood and hardwood
- Upholstered seating and pod wall
- Built-in laminate work surface and side table

### Required to Specify

Finishes:

- Upholstered (.UPP) wall finish
- Laminate selections (-XXXX) (see pp. 7–10 for swatches)
- Edgeband selection (-XX) (see p. 11 for swatches)
- COM or graded-in fabric selection (-FABRICNAME)

Power:

- Integrated electrical outlets (.P), or no power (.NP)

Part No.	Description	Dimensions	Base MSRP
<b>A. Double Privacy Pod - Short</b>			
SG.DPP.UPP.793648.NP-XXXX-XX-COM	Double Privacy Pod - Short (COM)	48"H × 79"W × 36"D	\$6,771.71
SG.DPP.UPP.793648.NP-XXXX-XX-GRADE1	Double Privacy Pod - Short (Grade 01)	48"H × 79"W × 36"D	\$8,012.91
SG.DPP.UPP.793648.NP-XXXX-XX-GRADE2	Double Privacy Pod - Short (Grade 02)	48"H × 79"W × 36"D	\$8,595.83
SG.DPP.UPP.793648.NP-XXXX-XX-GRADE3	Double Privacy Pod - Short (Grade 03)	48"H × 79"W × 36"D	\$9,388.94
SG.DPP.UPP.793648.NP-XXXX-XX-GRADE4	Double Privacy Pod - Short (Grade 04)	48"H × 79"W × 36"D	\$10,419.96
SG.DPP.UPP.793648.NP-XXXX-XX-GRADE5	Double Privacy Pod - Short (Grade 05)	48"H × 79"W × 36"D	\$11,213.06
SG.DPP.UPP.793648.NP-XXXX-XX-GRADE6	Double Privacy Pod - Short (Grade 06)	48"H × 79"W × 36"D	\$12,006.17
SG.DPP.UPP.793648.NP-XXXX-XX-GRADE7	Double Privacy Pod - Short (Grade 07)	48"H × 79"W × 36"D	\$12,799.26
SG.DPP.UPP.793648.NP-XXXX-XX-GRADE8	Double Privacy Pod - Short (Grade 08)	48"H × 79"W × 36"D	\$13,592.36
SG.DPP.UPP.793648.NP-XXXX-XX-GRADE9	Double Privacy Pod - Short (Grade 09)	48"H × 79"W × 36"D	\$14,702.70
<b>B. Double Privacy Pod - Short + Power</b>			
SG.DPP.UPP.793648.P-XXXX-XX-COM	Double Privacy Pod - Short + Power (COM)	48"H × 79"W × 36"D	\$7,474.82
SG.DPP.UPP.793648.P-XXXX-XX-GRADE1	Double Privacy Pod - Short + Power (Grade 01)	48"H × 79"W × 36"D	\$8,716.02
SG.DPP.UPP.793648.P-XXXX-XX-GRADE2	Double Privacy Pod - Short + Power (Grade 02)	48"H × 79"W × 36"D	\$9,298.94
SG.DPP.UPP.793648.P-XXXX-XX-GRADE3	Double Privacy Pod - Short + Power (Grade 03)	48"H × 79"W × 36"D	\$10,092.05
SG.DPP.UPP.793648.P-XXXX-XX-GRADE4	Double Privacy Pod - Short + Power (Grade 04)	48"H × 79"W × 36"D	\$11,123.08
SG.DPP.UPP.793648.P-XXXX-XX-GRADE5	Double Privacy Pod - Short + Power (Grade 05)	48"H × 79"W × 36"D	\$11,916.17
SG.DPP.UPP.793648.P-XXXX-XX-GRADE6	Double Privacy Pod - Short + Power (Grade 06)	48"H × 79"W × 36"D	\$12,709.28
SG.DPP.UPP.793648.P-XXXX-XX-GRADE7	Double Privacy Pod - Short + Power (Grade 07)	48"H × 79"W × 36"D	\$13,502.38
SG.DPP.UPP.793648.P-XXXX-XX-GRADE8	Double Privacy Pod - Short + Power (Grade 08)	48"H × 79"W × 36"D	\$14,295.47
SG.DPP.UPP.793648.P-XXXX-XX-GRADE9	Double Privacy Pod - Short + Power (Grade 09)	48"H × 79"W × 36"D	\$15,405.82



## Hierarchy 4-Leg Chair

Position a student for learning with the Hierarchy 4-Leg Chair. With ergonomics in mind, the Hierarchy is a colorful and flexible solution for stimulating focus and motivation in your learning environment.

Multiple sizes, bases, and vibrant colors for all ages of learners.

Flexible and ergonomically shaped seat with lumbar support for easy position changes, eliminating stagnant environments.

Smooth reinforced back allows for flex action without sharp ridges.

SCS Indoor Advantage Gold Certified. Patent pending.

### Standard Includes

- Ergonomic shell with lumbar support and reinforced back
- Base includes nylon swivel glides

### Options

- Available in four seat heights: 12", 14", 16", or 18"
- Multiple shell color options (see p. 11 for swatches)
- Custom colors available (MOQ applies)
- Shell available with or without arms
- Upholstered seat version available (16" and 18" only) with your choice of graded-in fabrics
- Base available in chrome or platinum

Part No.	Description	Dimensions	Ship Wt.	Base MSRP
<b>A. Hierarchy 4-Leg Chair</b>				
53312-1-XXXX-NA-CH	Hierarchy 4-Leg Chair (No Arms) – 12" (Chrome)	24"H × 16"W × 17"D	7 lbs	\$158.13
53314-1-XXXX-NA-CH	Hierarchy 4-Leg Chair (No Arms) – 14" (Chrome)	25.5"H × 17"W × 17.5"D	8 lbs	\$168.76
53316-1-XXXX-NA-CH	Hierarchy 4-Leg Chair (No Arms) – 16" (Chrome)	31.8"H × 18.5"W × 20.3"D	11 lbs	\$179.17
53318-1-XXXX-NA-CH	Hierarchy 4-Leg Chair (No Arms) – 18" (Chrome)	33.5"H × 18.8"W × 22"D	12 lbs	\$183.59
53312-1-XXXX-NA-PL	Hierarchy 4-Leg Chair (No Arms) – 12" (Platinum)	24"H × 16"W × 17"D	7 lbs	\$158.13
53314-1-XXXX-NA-PL	Hierarchy 4-Leg Chair (No Arms) – 14" (Platinum)	25.5"H × 17"W × 17.5"D	8 lbs	\$168.76
53316-1-XXXX-NA-PL	Hierarchy 4-Leg Chair (No Arms) – 16" (Platinum)	31.8"H × 18.5"W × 20.3"D	11 lbs	\$179.17
53318-1-XXXX-NA-PL	Hierarchy 4-Leg Chair (No Arms) – 18" (Platinum)	33.5"H × 18.8"W × 22"D	12 lbs	\$183.59
53316-1-XXXX-WA-CH	Hierarchy 4-Leg Chair (With Arms) – 16" (Chrome)	31.8"H × 18.5"W × 20.3"D	12 lbs	\$221.46
53318-1-XXXX-WA-CH	Hierarchy 4-Leg Chair (With Arms) – 18" (Chrome)	33.5"H × 18.8"W × 22"D	13 lbs	\$225.88
53316-1-XXXX-WA-PL	Hierarchy 4-Leg Chair (With Arms) – 16" (Platinum)	31.8"H × 18.5"W × 20.3"D	12 lbs	\$221.46
53318-1-XXXX-WA-PL	Hierarchy 4-Leg Chair (With Arms) – 18" (Platinum)	33.5"H × 18.8"W × 22"D	13 lbs	\$225.88



## Hierarchy 4-Leg Caster Chair

Position a student for learning with the Hierarchy 4-Leg Caster Chair. With ergonomics in mind, the Hierarchy is a colorful and flexible solution for stimulating focus and motivation in your learning environment.

Multiple sizes, bases, and vibrant colors for all ages of learners.

Flexible and ergonomically shaped seat with lumbar support for easy position changes, eliminating stagnant environments.

Smooth reinforced back allows for flex action without sharp ridges.

SCS Indoor Advantage Gold Certified. Patent pending.

### Standard Includes

- Ergonomic shell with lumbar support and reinforced back
- Base includes casters for easy mobility

### Options

- Available in two seat heights: 16" or 18"
- Multiple shell color options (see p. 11 for swatches)
- Custom colors available (MOQ applies)
- Shell available with or without arms
- Upholstered seat version available (16" and 18" only) with your choice of graded-in fabrics
- Base available in chrome or platinum
- Available with hard or soft casters

Part No.	Description	Dimensions	Ship Wt.	Base MSRP
<b>A. Hierarchy 4-Leg Caster Chair</b>				
54316-1-XXXX-NA-CH-HC	Hierarchy 4-Leg Chair (No Arms) – 16" (Chrome) – Hard Caster	31.1"H × 20.5"H × 23.8"D	11 lbs	\$231.11
54316-1-XXXX-NA-CH-SC	Hierarchy 4-Leg Chair (No Arms) – 16" (Chrome) – Soft Caster	31.1"H × 20.5"H × 23.8"D	11 lbs	\$241.50
54318-1-XXXX-NA-CH-HC	Hierarchy 4-Leg Chair (No Arms) – 18" (Chrome) – Hard Caster	33.1"H × 20.5"W × 23.8"D	13 lbs	\$237.88
54318-1-XXXX-NA-CH-SC	Hierarchy 4-Leg Chair (No Arms) – 18" (Chrome) – Soft Caster	33.1"H × 20.5"W × 23.8"D	13 lbs	\$249.95
54316-1-XXXX-NA-PL-HC	Hierarchy 4-Leg Chair (No Arms) – 16" (Platinum) – Hard Caster	31.1"H × 20.5"H × 23.8"D	11 lbs	\$231.11
54316-1-XXXX-NA-PL-SC	Hierarchy 4-Leg Chair (No Arms) – 16" (Platinum) – Soft Caster	31.1"H × 20.5"H × 23.8"D	11 lbs	\$241.50
54318-1-XXXX-NA-PL-HC	Hierarchy 4-Leg Chair (No Arms) – 18" (Platinum) – Hard Caster	33.1"H × 20.5"W × 23.8"D	13 lbs	\$237.88
54318-1-XXXX-NA-PL-SC	Hierarchy 4-Leg Chair (No Arms) – 18" (Platinum) – Soft Caster	33.1"H × 20.5"W × 23.8"D	13 lbs	\$249.95
54316-1-XXXX-WA-CH-HC	Hierarchy 4-Leg Chair (With Arms) – 16" (Chrome) – Hard Caster	31.1"H × 20.5"H × 23.8"D	12 lbs	\$273.40
54316-1-XXXX-WA-CH-SC	Hierarchy 4-Leg Chair (With Arms) – 16" (Chrome) – Soft Caster	31.1"H × 20.5"H × 23.8"D	12 lbs	\$283.79
54318-1-XXXX-WA-CH-HC	Hierarchy 4-Leg Chair (With Arms) – 18" (Chrome) – Hard Caster	33.1"H × 20.5"W × 23.8"D	14 lbs	\$280.17
54318-1-XXXX-WA-CH-SC	Hierarchy 4-Leg Chair (With Arms) – 18" (Chrome) – Soft Caster	33.1"H × 20.5"W × 23.8"D	14 lbs	\$292.24
54316-1-XXXX-WA-PL-HC	Hierarchy 4-Leg Chair (With Arms) – 16" (Platinum) – Hard Caster	31.1"H × 20.5"H × 23.8"D	12 lbs	\$273.40
54316-1-XXXX-WA-PL-SC	Hierarchy 4-Leg Chair (With Arms) – 16" (Platinum) – Soft Caster	31.1"H × 20.5"H × 23.8"D	12 lbs	\$283.79
54318-1-XXXX-WA-PL-HC	Hierarchy 4-Leg Chair (With Arms) – 18" (Platinum) – Hard Caster	33.1"H × 20.5"W × 23.8"D	14 lbs	\$280.17
54318-1-XXXX-WA-PL-SC	Hierarchy 4-Leg Chair (With Arms) – 18" (Platinum) – Soft Caster	33.1"H × 20.5"W × 23.8"D	14 lbs	\$292.24



## Hierarchy Cantilever Chair

Position a student for learning with the Hierarchy Cantilever Chair. With ergonomics in mind, the Hierarchy is a colorful and flexible solution for stimulating focus and motivation in your learning environment.

Multiple sizes, bases, and vibrant colors for all ages of learners.

Flexible and ergonomically shaped seat with lumbar support for easy position changes, eliminating stagnant environments.

Smooth reinforced back allows for flex action without sharp ridges.

SCS Indoor Advantage Gold Certified. Patent pending.

### Standard Includes

- Ergonomic shell with lumbar support and reinforced back
- Cantilever base with floor-safe glides

### Options

- Available in three seat heights: 14", 16," or 18"
- Multiple shell color options (see p. 11 for swatches)
- Custom colors available (MOQ applies)
- Shell available with or without arms
- Upholstered seat version available (16" and 18" only) with your choice of graded-in fabrics
- Base available in chrome or platinum

Part No.	Description	Dimensions	Ship Wt.	Base MSRP
<b>A. Hierarchy Cantilever Chair</b>				
53214-1-XXXX-NA-CH	Hierarchy Cantilever Chair (No Arms) – 14" (Chrome)	25.8"H × 15.3"W × 15.3"D	8 lbs	\$191.04
53216-1-XXXX-NA-CH	Hierarchy Cantilever Chair (No Arms) – 16" (Chrome)	31.5"H × 19.3"W × 18.5"D	13 lbs	\$207.70
53218-1-XXXX-NA-CH	Hierarchy Cantilever Chair (No Arms) – 18" (Chrome)	33.5"H × 19.3"W × 19.5"D	13 lbs	\$208.64
53214-1-XXXX-NA-PL	Hierarchy Cantilever Chair (No Arms) – 14" (Platinum)	25.8"H × 15.3"W × 15.3"D	8 lbs	\$191.04
53216-1-XXXX-NA-PL	Hierarchy Cantilever Chair (No Arms) – 16" (Platinum)	31.5"H × 19.3"W × 18.5"D	13 lbs	\$207.70
53218-1-XXXX-NA-PL	Hierarchy Cantilever Chair (No Arms) – 18" (Platinum)	33.5"H × 19.3"W × 19.5"D	13 lbs	\$208.64
53216-1-XXXX-WA-CH	Hierarchy Cantilever Chair (With Arms) – 16" (Chrome)	31.5"H × 19.3"W × 18.5"D	14 lbs	\$249.99
53218-1-XXXX-WA-CH	Hierarchy Cantilever Chair (With Arms) – 18" (Chrome)	33.5"H × 19.3"W × 19.5"D	14 lbs	\$250.93
53216-1-XXXX-WA-PL	Hierarchy Cantilever Chair (With Arms) – 16" (Platinum)	31.5"H × 19.3"W × 18.5"D	14 lbs	\$249.99
53218-1-XXXX-WA-PL	Hierarchy Cantilever Chair (With Arms) – 18" (Platinum)	33.5"H × 19.3"W × 19.5"D	14 lbs	\$250.93



## Hierarchy 5-Star Chair

Position a student for learning with the Hierarchy 5-Star Chair. With ergonomics in mind, the Hierarchy is a colorful and flexible solution for stimulating focus and motivation in your learning environment.

Multiple sizes, bases, and vibrant colors for all ages of learners.

Flexible and ergonomically shaped seat with lumbar support for easy position changes, eliminating stagnant environments.

Smooth reinforced back allows for flex action without sharp ridges.

SCS Indoor Advantage Gold Certified. Patent pending.

### Standard Includes

- Ergonomic shell with lumbar support and reinforced back
- Black plastic 5-star base with a seat that adjusts in height from 16-1/2" to 21-1/2"
- 2" swivel casters

### Options

- Multiple shell color options (see p. 11 for swatches)
- Custom colors available (MOQ applies)
- Shell available with or without arms
- Shell available with upholstered seat pad through our graded-in program
- Available with hard or soft casters
- Available with floor-safe glides

Part No.	Description	Dimensions	Ship Wt.	Base MSRP
<b>A. Hierarchy 5-Star Chair</b>				
53511-XXXX-NA-HC	Hierarchy 5-Star Chair (No Arms) – Hard Caster	31" – 36"H × 24"W × 24"D	20 lbs	\$388.84
53511-XXXX-NA-SC	Hierarchy 5-Star Chair (No Arms) – Soft Caster	31" – 36"H × 24"W × 24"D	20 lbs	\$402.63
53511-XXXX-NA-GL	Hierarchy 5-Star Chair (No Arms) – Glides	31" – 36"H × 24"W × 24"D	20 lbs	\$413.41
53511-XXXX-WA-HC	Hierarchy 5-Star Chair (With Arms) – Hard Caster	31" – 36"H × 24"W × 24"D	21 lbs	\$438.21
53511-XXXX-WA-SC	Hierarchy 5-Star Chair (With Arms) – Soft Caster	31" – 36"H × 24"W × 24"D	21 lbs	\$451.97
53511-XXXX-WA-GL	Hierarchy 5-Star Chair (With Arms) – Glides	31" – 36"H × 24"W × 24"D	22 lbs	\$462.75



## Hierarchy Rocker Chair

Position a student for learning with the Hierarchy Rocker Chair. With ergonomics in mind, the Hierarchy is a colorful and flexible solution for stimulating focus and motivation in your learning environment.

Multiple sizes, bases, and vibrant colors for all ages of learners.

Flexible and ergonomically shaped seat with lumbar support for easy position changes, eliminating stagnant environments.

Smooth reinforced back allows for flex action without sharp ridges.

Rocker base allows gentle and moderate movement to encourage calmness and cognitive processing.

SCS Indoor Advantage Gold Certified. Patent pending.

### Standard Includes

- Ergonomic shell with lumbar support and reinforced back
- Rocking base in heavy gauge powder-coated platinum steel with floor-safe glides

### Options

- Available in three seat heights without arms: 14", 16", and 18", and in two seat heights with arms: 16" and 18"
- Multiple shell color options (see p. 11 for swatches)
- Custom colors available (MOQ applies)
- Shell available with or without arms
- Upholstered seat version available (16" and 18" only) with your choice of graded-in fabrics
- Available with hard or soft casters

Part No.	Description	Dimensions	Ship Wt.	Base MSRP
<b>A. Hierarchy Rocker Chair</b>				
54715-1-XXXX-NA-PL	Hierarchy Rocker Chair (No Arms) – 14" (Platinum)	25.3"H × 19.1"W × 19.1"D	14 lbs	\$236.46
54716-1-XXXX-NA-PL	Hierarchy Rocker Chair (No Arms) – 16" (Platinum)	30.5"H × 22.8"W × 23.6"D	15 lbs	\$280.74
54717-1-XXXX-NA-PL	Hierarchy Rocker Chair (No Arms) – 18" (Platinum)	32.5"H × 22.8"W × 23.6"D	16 lbs	\$283.38
54716-1-XXXX-WA-PL	Hierarchy Rocker Chair (With Arms) – 16" (Platinum)	31.3"H × 26.4"W × 23.6"D	17 lbs	\$329.95
54717-1-XXXX-WA-PL	Hierarchy Rocker Chair (With Arms) – 18" (Platinum)	33.3"H × 26.4"W × 23.6"D	18 lbs	\$332.59





## Hierarchy Enroll® Chair

Available with a tablet that works for right- or left-handed users and a shell with 360° rotation, the Enroll® Chair makes collaborative room configuration a breeze. Wide tablet for students' comfort provides ample room for a tablet or other mobile device along with a notepad.

Tablet available with a porcelain steel whiteboard top, to provide space for doodling, jotting down notes and ideas, and brainstorming. Porcelain reduces ambient reflection and glare over standard whiteboard, providing a more comfortable to use writing surface. Porcelain also has superior erasability, accepts magnets, and comes with a lifetime guarantee.

Flexible and ergonomically shaped seat with lumbar support for easy position changes, eliminating stagnant environments. Smooth reinforced back allows for flex action without sharp ridges.

SCS Indoor Advantage Gold Certified. Patent pending.

### Standard Includes

- Ergonomic shell with lumbar support and reinforced back
- Tablet surface measures 29.8"H × 26"W × 14"D with left- or right-handed positioning
- Tablet made with reinforced injection-molded polypropylene in black
- Durable plastic base with storage beneath (21"W × 21"W)
- Chair base features 360° rotation
- 18" seat height
- 2" casters

### Options

- Tablet available with porcelain steel whiteboard top
- Multiple shell color options (see p. 11 for swatches)
- Custom colors available (MOQ applies)
- Shell available with or without arms
- Shell available with upholstered seat pad through our graded-in program
- Available with hard or soft casters
- Floor-safe glides available
- Cup holder available, swivels beneath tablet for storage

Part No.	Description	Dimensions	Ship Wt.	Base MSRP
<b>A. Hierarchy Enroll Chair (No Arms)</b>				
54325-XXXX-NA-TC-HC	(No Arms) – Tablet Arm + Cup Holder (Hard Caster)	32.4"H × 25.6"W × 25.6"D	34 lbs	\$989.88
54325-XXXX-NA-TC-SC	(No Arms) – Tablet Arm + Cup Holder (Soft Caster)	32.4"H × 25.6"W × 25.6"D	34 lbs	\$991.20
54325-XXXX-NA-TC-GL	(No Arms) – Tablet Arm + Cup Holder (Glides)	30.4"H × 25.6"W × 25.6"D	34 lbs	\$909.85
54325-XXXX-NA-TN-HC	(No Arms) – Tablet Arm (Hard Caster)	32.4"H × 25.6"W × 25.6"D	34 lbs	\$959.66
54325-XXXX-NA-TN-SC	(No Arms) – Tablet Arm (Soft Caster)	32.4"H × 25.6"W × 25.6"D	34 lbs	\$971.28
54325-XXXX-NA-TN-GL	(No Arms) – Tablet Arm (Glides)	30.4"H × 25.6"W × 25.6"D	34 lbs	\$924.46
54325-XXXX-NA-PC-HC	(No Arms) – Porcelain Tablet Arm + Cup Holder (Hard Caster)	32.4"H × 25.6"W × 25.6"D	36 lbs	\$1,083.19
54325-XXXX-NA-PC-SC	(No Arms) – Porcelain Tablet Arm + Cup Holder (Soft Caster)	32.4"H × 25.6"W × 25.6"D	36 lbs	\$1,095.81
54325-XXXX-NA-PC-GL	(No Arms) – Porcelain Tablet Arm + Cup Holder (Glides)	30.4"H × 25.6"W × 25.6"D	36 lbs	\$1,014.12
54325-XXXX-NA-PN-HC	(No Arms) – Porcelain Tablet Arm (Hard Caster)	32.4"H × 25.6"W × 25.6"D	36 lbs	\$1,078.87
54325-XXXX-NA-PN-SC	(No Arms) – Porcelain Tablet Arm (Soft Caster)	32.4"H × 25.6"W × 25.6"D	36 lbs	\$1,067.58
54325-XXXX-NA-PN-GL	(No Arms) – Porcelain Tablet Arm (Glides)	30.4"H × 25.6"W × 25.6"D	36 lbs	\$1,025.08
54325-XXXX-NA-NN-HC	(No Arms) – Hard Caster	32.4"H × 25.6"W × 25.6"D	34 lbs	\$668.16
54325-XXXX-NA-NN-SC	(No Arms) – Soft Caster	32.4"H × 25.6"W × 25.6"D	34 lbs	\$675.47
54325-XXXX-NA-NN-GL	(No Arms) – Glides	30.4"H × 25.6"W × 25.6"D	34 lbs	\$686.36
<b>B. Hierarchy Enroll Chair (With Arms)</b>				
54325-XXXX-WA-TC-HC	(With Arms) – Tablet Arm + Cup Holder (Hard Caster)	33.1"H × 25.6"W × 25.6"D	35 lbs	\$1,038.70
54325-XXXX-WA-TC-SC	(With Arms) – Tablet Arm + Cup Holder (Soft Caster)	33.1"H × 25.6"W × 25.6"D	35 lbs	\$1,051.64
54325-XXXX-WA-TC-GL	(With Arms) – Tablet Arm + Cup Holder (Glides)	31.1"H × 25.6"W × 25.6"D	35 lbs	\$1,046.00
54325-XXXX-WA-TN-HC	(With Arms) – Tablet Arm (Hard Caster)	33.1"H × 25.6"W × 25.6"D	35 lbs	\$995.53
54325-XXXX-WA-TN-SC	(With Arms) – Tablet Arm (Soft Caster)	33.1"H × 25.6"W × 25.6"D	35 lbs	\$1,008.47
54325-XXXX-WA-TN-GL	(With Arms) – Tablet Arm (Glides)	31.1"H × 25.6"W × 25.6"D	35 lbs	\$991.87
54325-XXXX-WA-PC-HC	(With Arms) – Porcelain Tablet Arm + Cup Holder (Hard Caster)	33.1"H × 25.6"W × 25.6"D	37 lbs	\$1,146.61
54325-XXXX-WA-PC-SC	(With Arms) – Porcelain Tablet Arm + Cup Holder (Soft Caster)	33.1"H × 25.6"W × 25.6"D	37 lbs	\$1,159.57
54325-XXXX-WA-PC-GL	(With Arms) – Porcelain Tablet Arm + Cup Holder (Glides)	31.1"H × 25.6"W × 25.6"D	37 lbs	\$1,150.59
54325-XXXX-WA-PN-HC	(With Arms) – Porcelain Tablet Arm (Hard Caster)	33.1"H × 25.6"W × 25.6"D	37 lbs	\$1,104.77
54325-XXXX-WA-PN-SC	(With Arms) – Porcelain Tablet Arm (Soft Caster)	33.1"H × 25.6"W × 25.6"D	37 lbs	\$1,116.40
54325-XXXX-WA-PN-GL	(With Arms) – Porcelain Tablet Arm (Glides)	31.1"H × 25.6"W × 25.6"D	37 lbs	\$1,096.48
54325-XXXX-WA-NN-HC	(With Arms) – Hard Caster	33.1"H × 25.6"W × 25.6"D	35 lbs	\$717.36
54325-XXXX-WA-NN-SC	(With Arms) – Soft Caster	33.1"H × 25.6"W × 25.6"D	35 lbs	\$724.68
54325-XXXX-WA-NN-GL	(With Arms) – Glides	31.1"H × 25.6"W × 25.6"D	35 lbs	\$735.57



## Hierarchy Upholstered Seat Upgrade

Upgrade your large Hierarchy shell with an upholstered seat pad for added comfort, color, and coziness. Available through our graded-in fabric program (COM available on approval), the upholstered seat makes any classroom or learning setting a stand out.

**Please note:** Upholstered shell available on the large Hierarchy shell only (chairs and stools with seat heights of 16", 18", 24", 30", or 5-star base). Upholstered shell option not available on youth size chairs (12" and 14").

**Please note:** Pricing shown is upcharge per chair or stool.

SCS Indoor Advantage Gold Certified.

### Options

- Fabric choices available through our graded-in program

Part No.	Description	Base MSRP
<b>A. Hierarchy Upholstered Seat Upcharge</b>		
HIERUPHSEAT-COM	Hierarchy Upholstered Seat Upcharge (COM)	\$128.66
HIERUPHSEAT-GRADE1	Hierarchy Upholstered Seat Upcharge (Grade 01)	\$166.17
HIERUPHSEAT-GRADE2	Hierarchy Upholstered Seat Upcharge (Grade 02)	\$179.19
HIERUPHSEAT-GRADE3	Hierarchy Upholstered Seat Upcharge (Grade 03)	\$204.92
HIERUPHSEAT-GRADE4	Hierarchy Upholstered Seat Upcharge (Grade 04)	\$237.78
HIERUPHSEAT-GRADE5	Hierarchy Upholstered Seat Upcharge (Grade 05)	\$262.32
HIERUPHSEAT-GRADE6	Hierarchy Upholstered Seat Upcharge (Grade 06)	\$301.71
HIERUPHSEAT-GRADE7	Hierarchy Upholstered Seat Upcharge (Grade 07)	\$329.18
HIERUPHSEAT-GRADE8	Hierarchy Upholstered Seat Upcharge (Grade 08)	\$352.68
HIERUPHSEAT-GRADE9	Hierarchy Upholstered Seat Upcharge (Grade 09)	\$366.50



## MooreCo Seed 4-Leg Chair (Educational)

The Seed collection embodies an elegant silhouette that combines slanted curves with angular accents.

The seating surface is as simple as it is sustainable. Pleasant to the touch it is also fully recyclable. The back of the shell has a stylish, geometrical pattern reminiscent of a seed.

Multiple color options and base designs, allow a room to adopt a distinguished and formal vibe or a vibrant and lively mood.

Using only polypropylene and avoiding other materials such as fiberglass, the shell is incredibly soft to touch, yet resistant to intense use.

SCS Indoor Advantage Gold Certified.

### Standard Includes

- Stackable base
- Powder-coated finish
- Glides (.PL)

### Required to Specify

Shell color (see p. 12 for swatches):

- Black (.6BK)
- Graphite (.6GR)
- Light Blue (.6LB)
- Lime Green (.6LM)
- Midnight Blue (.6MB)

Base color (see p. 12 for swatches): Platinum bases are in stock and ship within 10 days. All others are project-based by quantity and have extended lead times.

- Platinum (.7PL)
- Black (.7BK)

### Options

- 18" educational leg (.E4L) or commercial leg (.C4L)
- Custom shell colors available (MOQ applies)
- Shell available with upholstered seat pad through our graded-in program

Part No.	Description	Dimensions	Base MSRP
<b>A. Seed 4-Leg Chair</b>			
SG.SD.E4L.16.6XX.7XX.PL	Seed 4-Leg Chair (Educational) – 16"	29.5"H × 20.5"W × 21.5"D	\$273.80
SG.SD.E4L.18.6XX.7XX.PL	Seed 4-Leg Chair (Educational) – 18"	31.5"H × 20.5"W × 21.5"D	\$282.24



## MooreCo Seed 4-Leg Chair (Commercial)

The Seed collection embodies an elegant silhouette that combines slanted curves with angular accents.

The seating surface is as simple as it is sustainable. Pleasant to the touch it is also fully recyclable. The back of the shell has a stylish, geometrical pattern reminiscent of a seed.

Multiple color options and base designs, allow a room to adopt a distinguished and formal vibe or a vibrant and lively mood.

Using only polypropylene and avoiding other materials such as fiberglass, the shell is incredibly soft to touch, yet resistant to intense use.

SCS Indoor Advantage Gold Certified.

### Standard Includes

- Stackable base
- Powder-coated finish
- Glides (.PL)

### Required to Specify

Shell color (see p. 12 for swatches):

- Black (.6BK)
- Graphite (.6GR)
- Light Blue (.6LB)
- Lime Green (.6LM)
- Midnight Blue (.6MB)

Base color (see p. 12 for swatches): Platinum bases are in stock and ship within 10 days. All others are project-based by quantity and have extended lead times.

- Platinum (.7PL)
- Black (.7BK)

### Options

- 18" educational leg (.E4L) or commercial leg (.C4L)
- Custom shell colors available (MOQ applies)
- Shell available with upholstered seat pad through our graded-in program

Part No.	Description	Dimensions	Base MSRP
<b>A. Seed 4-Leg Chair</b>			
SG.SD.C4L.18.6XX.7XX.PL	Seed 4-Leg Chair (Commercial) – 18"	31.5"H × 19.5"W × 21"D	\$262.46



## MooreCo Seed 4-Leg Caster Chair

The Seed collection embodies an elegant silhouette that combines slanted curves with angular accents.

The seating surface is as simple as it is sustainable. Pleasant to the touch it is also fully recyclable. The back of the shell has a stylish, geometrical pattern reminiscent of a seed.

Multiple color options and base designs, allow a room to adopt a distinguished and formal vibe or a vibrant and lively mood.

Using only polypropylene and avoiding other materials such as fiberglass, the shell is incredibly soft to touch, yet resistant to intense use.

SCS Indoor Advantage Gold Certified.

### Standard Includes

- Powder-coated finish
- Available with hard casters (.HC) or soft casters (.SC)

### Required to Specify

Shell color (see p. 12 for swatches):

- Black (.6BK)
- Graphite (.6GR)
- Light Blue (.6LB)
- Lime Green (.6LM)
- Midnight Blue (.6MB)

Base color (see p. 12 for swatches): Platinum bases are in stock and ship within 10 days. All others are project-based by quantity and have extended lead times.

- Platinum (.7PL)
- Black (.7BK)

### Options

- Custom shell colors available (MOQ applies)
- Shell available with upholstered seat pad through our graded-in program

Part No.	Description	Dimensions	Base MSRP
<b>A. Seed 4-Leg Caster Chair</b>			
SG.SD.W.16.6XX.7XX.HC	Seed 4-Leg Caster Chair (16") – Hard Caster	30"H × 19.9"W × 21.5"D	\$286.18
SG.SD.W.18.6XX.7XX.HC	Seed 4-Leg Caster Chair (18") – Hard Caster	32"H × 19.9"W × 21.5"D	\$292.96
SG.SD.W.16.6XX.7XX.SC	Seed 4-Leg Caster Chair (16") – Soft Caster	30"H × 19.9"W × 21.5"D	\$294.22
SG.SD.W.18.6XX.7XX.SC	Seed 4-Leg Caster Chair (18") – Soft Caster	32"H × 19.9"W × 21.5"D	\$301.01



## MooreCo Seed Cantilever Chair

The Seed collection embodies an elegant silhouette that combines slanted curves with angular accents.

The seating surface is as simple as it is sustainable. Pleasant to the touch it is also fully recyclable. The back of the shell has a stylish, geometrical pattern reminiscent of a seed.

Multiple color options and base designs, allow a room to adopt a distinguished and formal vibe or a vibrant and lively mood.

Using only polypropylene and avoiding other materials such as fiberglass, the shell is incredibly soft to touch, yet resistant to intense use.

SCS Indoor Advantage Gold Certified.

### Standard Includes

- One-piece C-base design
- Powder-coated finish
- Nylon slide caps (.PL)

### Required to Specify

Shell color (see p. 12 for swatches):

- Black (.6BK)
- Graphite (.6GR)
- Light Blue (.6LB)
- Lime Green (.6LM)
- Midnight Blue (.6MB)

Base color (see p. 12 for swatches): Platinum bases are in stock and ship within 10 days. All others are project-based by quantity and have extended lead times.

- Platinum (.7PL)
- Black (.7BK)

### Options

- Custom shell colors available (MOQ applies)
- Shell available with upholstered seat pad through our graded-in program

Part No.	Description	Dimensions	Base MSRP
<b>A. Seed Cantilever Chair</b>			
SG.SD.C.16.6XX.7XX.PL	Seed Cantilever Chair (16")	29.5"H × 19.3"W × 19.3"D	\$268.22
SG.SD.C.18.6XX.7XX.PL	Seed Cantilever Chair (18")	31.5"H × 19.3"W × 19.3"D	\$274.09



## MooreCo Seed 5-Star Chair

The Seed collection embodies an elegant silhouette that combines slanted curves with angular accents.

The seating surface is as simple as it is sustainable. Pleasant to the touch it is also fully recyclable. The back of the shell has a stylish, geometrical pattern reminiscent of a seed.

Multiple color options and base designs, allow a room to adopt a distinguished and formal vibe or a vibrant and lively mood.

Using only polypropylene and avoiding other materials such as fiberglass, the shell is incredibly soft to touch, yet resistant to intense use.

SCS Indoor Advantage Gold Certified.

### Standard Includes

- Composite plastic (.5P) or metallic base finish (.5A)
- Swivel mechanism
- Available with hard casters (.HC), soft casters (.SC), or glides (.GL)

### Required to Specify

Shell color (see p. 12 for swatches):

- Black (.6BK)
- Graphite (.6GR)
- Light Blue (.6LB)
- Lime Green (.6LM)
- Midnight Blue (.6MB)

### Options

- Custom shell colors available (MOQ applies)
- Shell available with upholstered seat pad through our graded-in program

Part No.	Description	Dimensions	Base MSRP
<b>A. Seed 5-Star Chair</b>			
SG.SD.5P.SE.6XX.XX	Seed 5-Star Chair (Plastic Base)	29.5" – 34.5"H × 23"W × 23"D	\$439.92
SG.SD.5A.SE.6XX.XX	Seed 5-Star Chair (Metal Base)	29.5" – 34.5"H × 23"W × 23"D	\$480.08



## MooreCo Seed Rocker Chair

The Seed collection embodies an elegant silhouette that combines slanted curves with angular accents.

The seating surface is as simple as it is sustainable. Pleasant to the touch it is also fully recyclable. The back of the shell has a stylish, geometrical pattern reminiscent of a seed.

Multiple color options and base designs, allow a room to adopt a distinguished and formal vibe or a vibrant and lively mood.

Using only polypropylene and avoiding other materials such as fiberglass, the shell is incredibly soft to touch, yet resistant to intense use.

SCS Indoor Advantage Gold Certified.

### Standard Includes

- Stackable base
- Powder-coated finish
- Clear plastic snap-on glides (.PL)

### Required to Specify

Shell color (see p. 12 for swatches):

- Black (.6BK)
- Graphite (.6GR)
- Light Blue (.6LB)
- Lime Green (.6LM)
- Midnight Blue (.6MB)

Base color (see p. 12 for swatches): Platinum bases are in stock and ship within 10 days. All others are project-based by quantity and have extended lead times.

- Platinum (.7PL)
- Black (.7BK)

### Options

- Custom shell colors available (MOQ applies)
- Shell available with upholstered seat pad through our graded-in program

Part No.	Description	Dimensions	Base MSRP
<b>A. Seed Rocker Chair</b>			
SG.SD.R.16.6XX.7XX.PL	Seed Rocker Chair (16")	28.5"H × 23.5"W × 23.5"D	\$287.00
SG.SD.R.18.6XX.7XX.PL	Seed Rocker Chair (18")	30.5"H × 23.5"W × 23.5"D	\$293.38





## Seed Enroll® Chair

The Seed collection embodies an elegant silhouette that combines slanted curves with angular accents.

The seating surface is as simple as it is sustainable. Pleasant to the touch it is also fully recyclable. The back of the shell has a stylish, geometrical pattern reminiscent of a seed.

Multiple color options and base designs, allow a room to adopt a distinguished and formal vibe or a vibrant and lively mood.

Using only polypropylene and avoiding other materials such as fiberglass, the shell is incredibly soft to touch, yet resistant to intense use.

SCS Indoor Advantage Gold Certified.

### Standard Includes

- Plastic base with 2" casters and storage compartment

### Required to Specify

Shell color (see p. 12 for swatches):

- Black (.6BK)
- Graphite (.6GR)
- Light Blue (.6LB)
- Lime Green (.6LM)
- Midnight Blue (.6MB)

### Options

Foot:

- Hard caster (.HC)
- Soft caster (.SC)
- Glide (.GL)

Arm:

- Tablet arm + cup holder (.TC)
  - Tablet arm (.TN)
  - Porcelain steel tablet arm + cup holder (.PC)
  - Porcelain steel tablet arm (.PN)
  - No tablet arm (.NN)
- Custom shell colors (MOQ applies)
  - Shell available with upholstered seat pad through our graded-in program

Part No.	Description	Dimensions	Base MSRP
<b>A. Seed Enroll Chair</b>			
SG.SD.TB.18.TC.6XX.HC	Seed Enroll Chair – Tablet Arm + Cup Holder (Hard Caster)	33.1"H × 25.6"W × 25.6"D	\$1,066.52
SG.SD.TB.18.TC.6XX.SC	Seed Enroll Chair – Tablet Arm + Cup Holder (Soft Caster)	33.1"H × 25.6"W × 25.6"D	\$1,078.62
SG.SD.TB.18.TC.6XX.GL	Seed Enroll Chair – Tablet Arm + Cup Holder (Glides)	31.1"H × 25.6"W × 25.6"D	\$1,060.47
SG.SD.TB.18.TN.6XX.HC	Seed Enroll Chair – Tablet Arm (Hard Caster)	33.1"H × 25.6"W × 25.6"D	\$1,036.43
SG.SD.TB.18.TN.6XX.SC	Seed Enroll Chair – Tablet Arm (Soft Caster)	33.1"H × 25.6"W × 25.6"D	\$1,048.53
SG.SD.TB.18.TN.6XX.GL	Seed Enroll Chair – Tablet Arm (Glides)	31.1"H × 25.6"W × 25.6"D	\$1,030.38
SG.SD.TB.18.PC.6XX.HC	Seed Enroll Chair – Porcelain Tablet Arm + Cup Holder (Hard Caster)	33.1"H × 25.6"W × 25.6"D	\$1,211.72
SG.SD.TB.18.PC.6XX.SC	Seed Enroll Chair – Porcelain Tablet Arm + Cup Holder (Soft Caster)	33.1"H × 25.6"W × 25.6"D	\$1,223.82
SG.SD.TB.18.PC.6XX.GL	Seed Enroll Chair – Porcelain Tablet Arm + Cup Holder (Glides)	31.1"H × 25.6"W × 25.6"D	\$1,205.67
SG.SD.TB.18.PN.6XX.HC	Seed Enroll Chair – Porcelain Tablet Arm (Hard Caster)	33.1"H × 25.6"W × 25.6"D	\$1,181.22
SG.SD.TB.18.PN.6XX.SC	Seed Enroll Chair – Porcelain Tablet Arm (Soft Caster)	33.1"H × 25.6"W × 25.6"D	\$1,193.32
SG.SD.TB.18.PN.6XX.GL	Seed Enroll Chair – Porcelain Tablet Arm (Glides)	31.1"H × 25.6"W × 25.6"D	\$1,175.17
SG.SD.TB.18.NN.6XX.HC	Seed Enroll Chair (Hard Caster)	33.1"H × 25.6"W × 25.6"D	\$1,014.18
SG.SD.TB.18.NN.6XX.SC	Seed Enroll Chair (Soft Caster)	33.1"H × 25.6"W × 25.6"D	\$1,026.28
SG.SD.TB.18.NN.6XX.GL	Seed Enroll Chair (Glides)	31.1"H × 25.6"W × 25.6"D	\$1,008.13



## Seed Upholstered Seat Upgrade

Upgrade any Seed shell with an upholstered seat pad for added comfort, color, and coziness. Available through our graded-in fabric program (COM available on approval), the upholstered seat makes any classroom or learning setting a stand out.

**Please note:** Pricing shown is upcharge per chair or stool.

SCS Indoor Advantage Gold Certified.

### Options

- Fabric choices available through our graded-in program

Part No.	Description	Base MSRP
<b>A. Hierarchy Upholstered Seat Upcharge</b>		
SEEDUPHSEAT-COM	Seed Upholstered Seat Upcharge (COM)	\$128.66
SEEDUPHSEAT-GRADE1	Seed Upholstered Seat Upcharge (Grade 01)	\$166.17
SEEDUPHSEAT-GRADE2	Seed Upholstered Seat Upcharge (Grade 02)	\$179.19
SEEDUPHSEAT-GRADE3	Seed Upholstered Seat Upcharge (Grade 03)	\$204.92
SEEDUPHSEAT-GRADE4	Seed Upholstered Seat Upcharge (Grade 04)	\$237.78
SEEDUPHSEAT-GRADE5	Seed Upholstered Seat Upcharge (Grade 05)	\$262.32
SEEDUPHSEAT-GRADE6	Seed Upholstered Seat Upcharge (Grade 06)	\$301.71
SEEDUPHSEAT-GRADE7	Seed Upholstered Seat Upcharge (Grade 07)	\$329.18
SEEDUPHSEAT-GRADE8	Seed Upholstered Seat Upcharge (Grade 08)	\$352.68
SEEDUPHSEAT-GRADE9	Seed Upholstered Seat Upcharge (Grade 09)	\$366.50



## Akt Wire Base Chair

Our Akt furniture collection combines the principles of human development to foster the ability to “Akt” with purpose and intention.

The Akt Seating line is ideally suited for secondary learners, higher education students, and the employees in the workforce. With sophistication and sleek style, Akt seating can be used for individual work, collaborative spaces, or team activities.

Available with a stacking wire base, 4-leg base, and 5-star base in both chair and stool versions.

SCS Indoor Advantage Gold Certified.

### Standard Includes

- Ergonomic injection molded polypropylene shell
- Stackable base in platinum steel stacks up to 20 high on the floor and 40 high in the optional cart

### Options

- Multiple shell color options (see p. 12 for swatches)
- Custom colors available (MOQ applies)
- Shell available with upholstered seat pad through our graded-in program



Part No.	Description	Dimensions	Ship Wt.	Base MSRP
<b>A. Akt Wire Base Chair - 14"</b>				
56588-CAYENNE	Akt Wire Base Chair - 14" (Cayenne)	30"H x 20"W x 22.5"D	15 lbs	\$238.50
56588-CURRANT	Akt Wire Base Chair - 14" (Currant)	30"H x 20"W x 22.5"D	15 lbs	\$238.50
56588-MORNINGFOG	Akt Wire Base Chair - 14" (Morning Fog)	30"H x 20"W x 22.5"D	15 lbs	\$238.50
56588-MOSS	Akt Wire Base Chair - 14" (Moss)	30"H x 20"W x 22.5"D	15 lbs	\$238.50
56588-ENDLESSSEA	Akt Wire Base Chair - 14" (Endless Sea)	30"H x 20"W x 22.5"D	15 lbs	\$238.50
56588-BEE	Akt Wire Base Chair - 14" (Bee)	30"H x 20"W x 22.5"D	15 lbs	\$238.50
56588-BLACK	Akt Wire Base Chair - 14" (Black)	30"H x 20"W x 22.5"D	15 lbs	\$238.50
<b>B. Akt Wire Base Chair - 16"</b>				
56589-CAYENNE	Akt Wire Base Chair - 16" (Cayenne)	28"H x 20"W x 22.5"D	15 lbs	\$238.50
56589-CURRANT	Akt Wire Base Chair - 16" (Currant)	28"H x 20"W x 22.5"D	15 lbs	\$238.50
56589-MORNINGFOG	Akt Wire Base Chair - 16" (Morning Fog)	28"H x 20"W x 22.5"D	15 lbs	\$238.50
56589-MOSS	Akt Wire Base Chair - 16" (Moss)	28"H x 20"W x 22.5"D	15 lbs	\$238.50
56589-ENDLESSSEA	Akt Wire Base Chair - 16" (Endless Sea)	28"H x 20"W x 22.5"D	15 lbs	\$238.50
56589-BEE	Akt Wire Base Chair - 16" (Bee)	28"H x 20"W x 22.5"D	15 lbs	\$238.50
56589-BLACK	Akt Wire Base Chair - 16" (Black)	28"H x 20"W x 22.5"D	15 lbs	\$238.50
<b>C. Akt Wire Base Chair - 18"</b>				
56577-CAYENNE	Akt Wire Base Chair - 18" (Cayenne)	26"H x 20"W x 22.5"D	15 lbs	\$238.50
56577-CURRANT	Akt Wire Base Chair - 18" (Currant)	26"H x 20"W x 22.5"D	15 lbs	\$238.50
56577-MORNINGFOG	Akt Wire Base Chair - 18" (Morning Fog)	26"H x 20"W x 22.5"D	15 lbs	\$238.50
56577-MOSS	Akt Wire Base Chair - 18" (Moss)	26"H x 20"W x 22.5"D	15 lbs	\$238.50
56577-ENDLESSSEA	Akt Wire Base Chair - 18" (Endless Sea)	26"H x 20"W x 22.5"D	15 lbs	\$238.50
56577-BEE	Akt Wire Base Chair - 18" (Bee)	26"H x 20"W x 22.5"D	15 lbs	\$238.50
56577-BLACK	Akt Wire Base Chair - 18" (Black)	26"H x 20"W x 22.5"D	15 lbs	\$238.50

## Akt 4-Leg Chair

Our Akt furniture collection combines the principles of human development to foster the ability to “Akt” with purpose and intention.

The Akt Seating line is ideally suited for secondary learners, higher education students, and the employees in the workforce. With sophistication and sleek style, Akt seating can be used for individual work, collaborative spaces, or team activities.

Available with a stacking wire base, 4-leg base, and 5-star base in both chair and stool versions.

SCS Indoor Advantage Gold Certified.

### Standard Includes

- Ergonomic injection molded polypropylene shell
- Base in platinum steel

### Options

- Multiple shell color options (see p. 12 for swatches)
- Custom colors available (MOQ applies)
- Hard casters, soft casters, or glides
- Shell available with upholstered seat pad through our graded-in program

Part No.	Description	Dimensions	Ship Wt.	Base MSRP
<b>A. Akt 4-Leg Chair - 14"</b>				
56586-HC-CAYENNE	Akt 4-Leg Chair - 14" (Hard Caster) - Cayenne	30"H × 20"W × 22.5"D	14 lbs	\$259.70
56586-HC-CURRANT	Akt 4-Leg Chair - 14" (Hard Caster) - Currant	30"H × 20"W × 22.5"D	14 lbs	\$259.70
56586-HC-MORNINGFOG	Akt 4-Leg Chair - 14" (Hard Caster) - Morning Fog	30"H × 20"W × 22.5"D	14 lbs	\$259.70
56586-HC-MOSS	Akt 4-Leg Chair - 14" (Hard Caster) - Moss	30"H × 20"W × 22.5"D	14 lbs	\$259.70
56586-HC-ENDLESSSEA	Akt 4-Leg Chair - 14" (Hard Caster) - Endless Sea	30"H × 20"W × 22.5"D	14 lbs	\$259.70
56586-HC-BEE	Akt 4-Leg Chair - 14" (Hard Caster) - Bee	30"H × 20"W × 22.5"D	14 lbs	\$259.70
56586-HC-BLACK	Akt 4-Leg Chair - 14" (Hard Caster) - Black	30"H × 20"W × 22.5"D	14 lbs	\$259.70
56586-SC-CAYENNE	Akt 4-Leg Chair - 14" (Soft Caster) - Cayenne	30"H × 20"W × 22.5"D	14 lbs	\$259.70
56586-SC-CURRANT	Akt 4-Leg Chair - 14" (Soft Caster) - Currant	30"H × 20"W × 22.5"D	14 lbs	\$259.70
56586-SC-MORNINGFOG	Akt 4-Leg Chair - 14" (Soft Caster) - Morning Fog	30"H × 20"W × 22.5"D	14 lbs	\$259.70
56586-SC-MOSS	Akt 4-Leg Chair - 14" (Soft Caster) - Moss	30"H × 20"W × 22.5"D	14 lbs	\$259.70
56586-SC-ENDLESSSEA	Akt 4-Leg Chair - 14" (Soft Caster) - Endless Sea	30"H × 20"W × 22.5"D	14 lbs	\$259.70
56586-SC-BEE	Akt 4-Leg Chair - 14" (Soft Caster) - Bee	30"H × 20"W × 22.5"D	14 lbs	\$259.70
56586-SC-BLACK	Akt 4-Leg Chair - 14" (Soft Caster) - Black	30"H × 20"W × 22.5"D	14 lbs	\$259.70
56586-GL-CAYENNE	Akt 4-Leg Chair - 14" (Glide) - Cayenne	30"H × 20"W × 22.5"D	14 lbs	\$254.40
56586-GL-CURRANT	Akt 4-Leg Chair - 14" (Glide) - Currant	30"H × 20"W × 22.5"D	14 lbs	\$254.40
56586-GL-MORNINGFOG	Akt 4-Leg Chair - 14" (Glide) - Morning Fog	30"H × 20"W × 22.5"D	14 lbs	\$254.40
56586-GL-MOSS	Akt 4-Leg Chair - 14" (Glide) - Moss	30"H × 20"W × 22.5"D	14 lbs	\$254.40
56586-GL-ENDLESSSEA	Akt 4-Leg Chair - 14" (Glide) - Endless Sea	30"H × 20"W × 22.5"D	14 lbs	\$254.40
56586-GL-BEE	Akt 4-Leg Chair - 14" (Glide) - Bee	30"H × 20"W × 22.5"D	14 lbs	\$254.40
56586-GL-BLACK	Akt 4-Leg Chair - 14" (Glide) - Black	30"H × 20"W × 22.5"D	14 lbs	\$254.40



## Akt 4-Leg Chair

Our Akt furniture collection combines the principles of human development to foster the ability to “Akt” with purpose and intention.

The Akt Seating line is ideally suited for secondary learners, higher education students, and the employees in the workforce. With sophistication and sleek style, Akt seating can be used for individual work, collaborative spaces, or team activities.

Available with a stacking wire base, 4-leg base, and 5-star base in both chair and stool versions.

SCS Indoor Advantage Gold Certified.

### Standard Includes

- Ergonomic injection molded polypropylene shell
- Base in platinum steel

### Options

- Multiple shell color options (see p. 12 for swatches)
- Custom colors available (MOQ applies)
- Hard casters, soft casters, or glides
- Shell available with upholstered seat pad through our graded-in program

Part No.	Description	Dimensions	Ship Wt.	Base MSRP
<b>A. Akt 4-Leg Chair - 16"</b>				
56587-HC-CAYENNE	Akt 4-Leg Chair – 16" (Hard Caster) – Cayenne	28"H × 20"W × 22.5"D	14 lbs	\$259.70
56587-HC-CURRANT	Akt 4-Leg Chair – 16" (Hard Caster) – Currant	28"H × 20"W × 22.5"D	14 lbs	\$259.70
56587-HC-MORNINGFOG	Akt 4-Leg Chair – 16" (Hard Caster) – Morning Fog	28"H × 20"W × 22.5"D	14 lbs	\$259.70
56587-HC-MOSS	Akt 4-Leg Chair – 16" (Hard Caster) – Moss	28"H × 20"W × 22.5"D	14 lbs	\$259.70
56587-HC-ENDLESSSEA	Akt 4-Leg Chair – 16" (Hard Caster) – Endless Sea	28"H × 20"W × 22.5"D	14 lbs	\$259.70
56587-HC-BEE	Akt 4-Leg Chair – 16" (Hard Caster) – Bee	28"H × 20"W × 22.5"D	14 lbs	\$259.70
56587-HC-BLACK	Akt 4-Leg Chair – 16" (Hard Caster) – Black	28"H × 20"W × 22.5"D	14 lbs	\$259.70
56587-SC-CAYENNE	Akt 4-Leg Chair – 16" (Soft Caster) – Cayenne	28"H × 20"W × 22.5"D	14 lbs	\$259.70
56587-SC-CURRANT	Akt 4-Leg Chair – 16" (Soft Caster) – Currant	28"H × 20"W × 22.5"D	14 lbs	\$259.70
56587-SC-MORNINGFOG	Akt 4-Leg Chair – 16" (Soft Caster) – Morning Fog	28"H × 20"W × 22.5"D	14 lbs	\$259.70
56587-SC-MOSS	Akt 4-Leg Chair – 16" (Soft Caster) – Moss	28"H × 20"W × 22.5"D	14 lbs	\$259.70
56587-SC-ENDLESSSEA	Akt 4-Leg Chair – 16" (Soft Caster) – Endless Sea	28"H × 20"W × 22.5"D	14 lbs	\$259.70
56587-SC-BEE	Akt 4-Leg Chair – 16" (Soft Caster) – Bee	28"H × 20"W × 22.5"D	14 lbs	\$259.70
56587-SC-BLACK	Akt 4-Leg Chair – 16" (Soft Caster) – Black	28"H × 20"W × 22.5"D	14 lbs	\$259.70
56587-GL-CAYENNE	Akt 4-Leg Chair – 16" (Glide) – Cayenne	28"H × 20"W × 22.5"D	14 lbs	\$254.40
56587-GL-CURRANT	Akt 4-Leg Chair – 16" (Glide) – Currant	28"H × 20"W × 22.5"D	14 lbs	\$254.40
56587-GL-MORNINGFOG	Akt 4-Leg Chair – 16" (Glide) – Morning Fog	28"H × 20"W × 22.5"D	14 lbs	\$254.40
56587-GL-MOSS	Akt 4-Leg Chair – 16" (Glide) – Moss	28"H × 20"W × 22.5"D	14 lbs	\$254.40
56587-GL-ENDLESSSEA	Akt 4-Leg Chair – 16" (Glide) – Endless Sea	28"H × 20"W × 22.5"D	14 lbs	\$254.40
56587-GL-BEE	Akt 4-Leg Chair – 16" (Glide) – Bee	28"H × 20"W × 22.5"D	14 lbs	\$254.40
56587-GL-BLACK	Akt 4-Leg Chair – 16" (Glide) – Black	28"H × 20"W × 22.5"D	14 lbs	\$254.40



## Akt 4-Leg Chair

Our Akt furniture collection combines the principles of human development to foster the ability to “Akt” with purpose and intention.

The Akt Seating line is ideally suited for secondary learners, higher education students, and the employees in the workforce. With sophistication and sleek style, Akt seating can be used for individual work, collaborative spaces, or team activities.

Available with a stacking wire base, 4-leg base, and 5-star base in both chair and stool versions.

SCS Indoor Advantage Gold Certified.

### Standard Includes

- Ergonomic injection molded polypropylene shell
- Base in platinum steel

### Options

- Multiple shell color options (see p. 12 for swatches)
- Custom colors available (MOQ applies)
- Hard casters, soft casters, or glides
- Shell available with upholstered seat pad through our graded-in program

Part No.	Description	Dimensions	Ship Wt.	Base MSRP
<b>A. Akt 4-Leg Chair - 18"</b>				
56579-HC-CAYENNE	Akt 4-Leg Chair – 18" (Hard Caster) – Cayenne	26"H × 20"W × 22.5"D	14 lbs	\$259.70
56579-HC-CURRANT	Akt 4-Leg Chair – 18" (Hard Caster) – Currant	26"H × 20"W × 22.5"D	14 lbs	\$259.70
56579-HC-MORNINGFOG	Akt 4-Leg Chair – 18" (Hard Caster) – Morning Fog	26"H × 20"W × 22.5"D	14 lbs	\$259.70
56579-HC-MOSS	Akt 4-Leg Chair – 18" (Hard Caster) – Moss	26"H × 20"W × 22.5"D	14 lbs	\$259.70
56579-HC-ENDLESSSEA	Akt 4-Leg Chair – 18" (Hard Caster) – Endless Sea	26"H × 20"W × 22.5"D	14 lbs	\$259.70
56579-HC-BEE	Akt 4-Leg Chair – 18" (Hard Caster) – Bee	26"H × 20"W × 22.5"D	14 lbs	\$259.70
56579-HC-BLACK	Akt 4-Leg Chair – 18" (Hard Caster) – Black	26"H × 20"W × 22.5"D	14 lbs	\$259.70
56579-SC-CAYENNE	Akt 4-Leg Chair – 18" (Soft Caster) – Cayenne	26"H × 20"W × 22.5"D	14 lbs	\$259.70
56579-SC-CURRANT	Akt 4-Leg Chair – 18" (Soft Caster) – Currant	26"H × 20"W × 22.5"D	14 lbs	\$259.70
56579-SC-MORNINGFOG	Akt 4-Leg Chair – 18" (Soft Caster) – Morning Fog	26"H × 20"W × 22.5"D	14 lbs	\$259.70
56579-SC-MOSS	Akt 4-Leg Chair – 18" (Soft Caster) – Moss	26"H × 20"W × 22.5"D	14 lbs	\$259.70
56579-SC-ENDLESSSEA	Akt 4-Leg Chair – 18" (Soft Caster) – Endless Sea	26"H × 20"W × 22.5"D	14 lbs	\$259.70
56579-SC-BEE	Akt 4-Leg Chair – 18" (Soft Caster) – Bee	26"H × 20"W × 22.5"D	14 lbs	\$259.70
56579-SC-BLACK	Akt 4-Leg Chair – 18" (Soft Caster) – Black	26"H × 20"W × 22.5"D	14 lbs	\$259.70
56579-GL-CAYENNE	Akt 4-Leg Chair – 18" (Glide) – Cayenne	26"H × 20"W × 22.5"D	14 lbs	\$254.40
56579-GL-CURRANT	Akt 4-Leg Chair – 18" (Glide) – Currant	26"H × 20"W × 22.5"D	14 lbs	\$254.40
56579-GL-MORNINGFOG	Akt 4-Leg Chair – 18" (Glide) – Morning Fog	26"H × 20"W × 22.5"D	14 lbs	\$254.40
56579-GL-MOSS	Akt 4-Leg Chair – 18" (Glide) – Moss	26"H × 20"W × 22.5"D	14 lbs	\$254.40
56579-GL-ENDLESSSEA	Akt 4-Leg Chair – 18" (Glide) – Endless Sea	26"H × 20"W × 22.5"D	14 lbs	\$254.40
56579-GL-BEE	Akt 4-Leg Chair – 18" (Glide) – Bee	26"H × 20"W × 22.5"D	14 lbs	\$254.40
56579-GL-BLACK	Akt 4-Leg Chair – 18" (Glide) – Black	26"H × 20"W × 22.5"D	14 lbs	\$254.40



## Akt 5-Star Chair

Our Akt furniture collection combines the principles of human development to foster the ability to “Akt” with purpose and intention.

The Akt Seating line is ideally suited for secondary learners, higher education students, and the employees in the workforce. With sophistication and sleek style, Akt seating can be used for individual work, collaborative spaces, or team activities.

Available with a stacking wire base, 4-leg base, and 5-star base in both chair and stool versions.

SCS Indoor Advantage Gold Certified.

### Standard Includes

- Ergonomic injection molded polypropylene shell
- Adjustable height seat
- 5-star base for easy maneuvering

### Options

- Multiple shell color options (see p. 12 for swatches)
- Custom colors available (MOQ applies)
- Hard casters, soft casters, or glides
- Shell available with upholstered seat pad through our graded-in program

Part No.	Description	Dimensions	Ship Wt.	Base MSRP
<b>A. Akt 5-Star Chair (Hard Caster)</b>				
56581-HC-CAYENNE	Akt 5-Star Chair (Hard Caster) – Cayenne	29" – 34"H × 27.5"W × 27.5"W	28 lbs	\$545.45
56581-HC-CURRANT	Akt 5-Star Chair (Hard Caster) – Currant	29" – 34"H × 27.5"W × 27.5"W	28 lbs	\$545.45
56581-HC-MORNINGFOG	Akt 5-Star Chair (Hard Caster) – Morning Fog	29" – 34"H × 27.5"W × 27.5"W	28 lbs	\$545.45
56581-HC-MOSS	Akt 5-Star Chair (Hard Caster) – Moss	29" – 34"H × 27.5"W × 27.5"W	28 lbs	\$545.45
56581-HC-ENDLESSSEA	Akt 5-Star Chair (Hard Caster) – Endless Sea	29" – 34"H × 27.5"W × 27.5"W	28 lbs	\$545.45
56581-HC-BEE	Akt 5-Star Chair (Hard Caster) – Bee	29" – 34"H × 27.5"W × 27.5"W	28 lbs	\$545.45
56581-HC-BLACK	Akt 5-Star Chair (Hard Caster) – Black	29" – 34"H × 27.5"W × 27.5"W	28 lbs	\$545.45
<b>B. Akt 5-Star Chair (Soft Caster)</b>				
56581-SC-CAYENNE	Akt 5-Star Chair (Soft Caster) – Cayenne	29" – 34"H × 27.5"W × 27.5"W	28 lbs	\$545.45
56581-SC-CURRANT	Akt 5-Star Chair (Soft Caster) – Currant	29" – 34"H × 27.5"W × 27.5"W	28 lbs	\$545.45
56581-SC-MORNINGFOG	Akt 5-Star Chair (Soft Caster) – Morning Fog	29" – 34"H × 27.5"W × 27.5"W	28 lbs	\$545.45
56581-SC-MOSS	Akt 5-Star Chair (Soft Caster) – Moss	29" – 34"H × 27.5"W × 27.5"W	28 lbs	\$545.45
56581-SC-ENDLESSSEA	Akt 5-Star Chair (Soft Caster) – Endless Sea	29" – 34"H × 27.5"W × 27.5"W	28 lbs	\$545.45
56581-SC-BEE	Akt 5-Star Chair (Soft Caster) – Bee	29" – 34"H × 27.5"W × 27.5"W	28 lbs	\$545.45
56581-SC-BLACK	Akt 5-Star Chair (Soft Caster) – Black	29" – 34"H × 27.5"W × 27.5"W	28 lbs	\$545.45
<b>C. Akt 5-Star Chair (Glide)</b>				
56581-GL-CAYENNE	Akt 5-Star Chair (Glide) – Cayenne	29" – 34"H × 27.5"W × 27.5"W	28 lbs	\$570.03
56581-GL-CURRANT	Akt 5-Star Chair (Glide) – Currant	29" – 34"H × 27.5"W × 27.5"W	28 lbs	\$570.03
56581-GL-MORNINGFOG	Akt 5-Star Chair (Glide) – Morning Fog	29" – 34"H × 27.5"W × 27.5"W	28 lbs	\$570.03
56581-GL-MOSS	Akt 5-Star Chair (Glide) – Moss	29" – 34"H × 27.5"W × 27.5"W	28 lbs	\$570.03
56581-GL-ENDLESSSEA	Akt 5-Star Chair (Glide) – Endless Sea	29" – 34"H × 27.5"W × 27.5"W	28 lbs	\$570.03
56581-GL-BEE	Akt 5-Star Chair (Glide) – Bee	29" – 34"H × 27.5"W × 27.5"W	28 lbs	\$570.03
56581-GL-BLACK	Akt 5-Star Chair (Glide) – Black	29" – 34"H × 27.5"W × 27.5"W	28 lbs	\$570.03



## Akt Upholstered Seat Upgrade

Upgrade any Akt shell with an upholstered seat pad for added comfort, color, and coziness. Available through our graded-in fabric program (COM available on approval), the upholstered seat makes any classroom or learning setting a stand out.

**Please note:** Pricing shown is upcharge per chair or stool.

SCS Indoor Advantage Gold Certified.

### Options

- Fabric choices available through our graded-in program

Part No.	Description	Base MSRP
<b>A. Hierarchy Upholstered Seat Upcharge</b>		
AKTUPHSEAT-COM	Akt Upholstered Seat Upcharge (COM)	\$89.73
AKTUPHSEAT-GRADE1	Akt Upholstered Seat Upcharge (Grade 01)	\$135.16
AKTUPHSEAT-GRADE2	Akt Upholstered Seat Upcharge (Grade 02)	\$157.94
AKTUPHSEAT-GRADE3	Akt Upholstered Seat Upcharge (Grade 03)	\$187.95
AKTUPHSEAT-GRADE4	Akt Upholstered Seat Upcharge (Grade 04)	\$226.13
AKTUPHSEAT-GRADE5	Akt Upholstered Seat Upcharge (Grade 05)	\$253.40
AKTUPHSEAT-GRADE6	Akt Upholstered Seat Upcharge (Grade 06)	\$280.70
AKTUPHSEAT-GRADE7	Akt Upholstered Seat Upcharge (Grade 07)	\$307.95
AKTUPHSEAT-GRADE8	Akt Upholstered Seat Upcharge (Grade 08)	\$335.25
AKTUPHSEAT-GRADE9	Akt Upholstered Seat Upcharge (Grade 09)	\$376.16



Upholstered seat pad available on any chair or stool with the Akt shell



## Elate Task Chair

Elate Task Chairs are a stylish and ergonomic option for maximizing comfort at your office place or classroom. Featuring customization and adjustment options to provide optimal positioning, the task chair is tailored to each individual for hours of comfort.

This intuitive office chair features a revolutionary weight-sensitive tilt mechanism, allowing it to sense each user's body weight and recline accordingly.

Adjust your task chair easily with six position back rest height options for optimal lumbar support, six position seat depth options, seven position armrest pads with forward and backward adjustment, and four position armrest pad adjustment from left to right.

Chair base includes arm rests and a 5-star base with five non-marring hard casters for gliding movement.

Customize with our graded-in fabric program (COM also available on approval).

SCS Indoor Advantage Gold Certified.

### Standard Includes

- Weight-sensitive tilt mechanism
- 21° back tilting angle with three locking positions
- Seat adjusts from 18" to 21"H
- Six back rest height options for optimal lumbar support
- Six seat depth options
- Seven armrest positions
- 5-star base for easy maneuvering

### Options

- Fabric choices available through our graded-in program

Part No.	Description	Dimensions	Ship Wt.	Base MSRP
<b>A. Elate Tatk Chair</b>				
56584-VX-COM	Elate Task Chair (COM)	39.5" – 41.5"H × 24.3"W × 24.3"D	51 lbs	\$1,039.50
56584-VX-GRADE1	Elate Task Chair (Grade 01)	39.5" – 41.5"H × 24.3"W × 24.3"D	51 lbs	\$1,157.31
56584-VX-GRADE2	Elate Task Chair (Grade 02)	39.5" – 41.5"H × 24.3"W × 24.3"D	51 lbs	\$1,213.91
56584-VX-GRADE3	Elate Task Chair (Grade 03)	39.5" – 41.5"H × 24.3"W × 24.3"D	51 lbs	\$1,291.29
56584-VX-GRADE4	Elate Task Chair (Grade 04)	39.5" – 41.5"H × 24.3"W × 24.3"D	51 lbs	\$1,390.62
56584-VX-GRADE5	Elate Task Chair (Grade 05)	39.5" – 41.5"H × 24.3"W × 24.3"D	51 lbs	\$1,459.92
56584-VX-GRADE6	Elate Task Chair (Grade 06)	39.5" – 41.5"H × 24.3"W × 24.3"D	51 lbs	\$1,529.22
56584-VX-GRADE7	Elate Task Chair (Grade 07)	39.5" – 41.5"H × 24.3"W × 24.3"D	51 lbs	\$1,598.52
56584-VX-GRADE8	Elate Task Chair (Grade 08)	39.5" – 41.5"H × 24.3"W × 24.3"D	51 lbs	\$1,671.29
56584-VX-GRADE9	Elate Task Chair (Grade 09)	39.5" – 41.5"H × 24.3"W × 24.3"D	51 lbs	\$1,776.39



## Butterfly Ergonomic Executive Office Chair

Combining an impressive array of ergonomic features with a modern and elegant design, the Butterfly Chair gives you total control over your seating experience at an unbeatable price point.

Engineered to support the body in all-day comfort with an ergonomic fit for a wide spectrum of body types. Stylish and breathable back is contoured to provide optimum and natural lumbar support.

Curved headrest is breathable and pivots to give correct neck support whether upright or reclining.

SCS Indoor Advantage Gold Certified.

### Standard Includes

- Split-panel mesh back with angle adjustment
- Tilt-lock in three positions
- Tilt tension control
- Mesh seat measures 20"W × 20"D
- Seat depth adjustment
- Pneumatic seat height adjustment from 18" to 21"
- Adjustable curved mesh head rest (6"H × 13"W), adjusts 2.5"H
- Pivoting and adjustable height arms (3")
- Back features integrated coat or jacket hanger
- 5-star base with dual-wheel casters

Part No.	Description	Dimensions	Ship Wt.	Base MSRP
A. Butterfly Ergonomic Executive Office Chair				
34729	Butterfly Ergonomic Executive Office Chair	48" – 51"H × 28"W × 24"D	66 lbs	\$1,627.05



## Ergo Ex Ergonomic Office Chair

The Ergo Ex chair is designed to provide unmatched comfort and unmatched customizability.

SCS Indoor Advantage Gold Certified.

### Standard Includes

- Mesh back measures 21"H × 20.5"W
- Adjustable lumbar support panel
- Tilt-lock control
- Tilt tension control
- Padded seat measures 21"W × 18.5"D
- Seat depth adjustment
- Pneumatic seat height adjustment from 17" to 20"
- Padded height adjustable head rest (10"H)
- Pivoting and adjustable height arms
- Back features integrated coat or jacket hanger
- 5-star base with dual-wheel casters

Part No.	Description	Dimensions	Ship Wt.	Base MSRP
<b>A. Ergo Ex Ergonomic Office Chair</b>				
34434	Ergo Ex Ergonomic Office Chair	48" – 51"H × 28"W × 24"D	64 lbs	\$1,177.00



## Elate Perch Stool

Designed by award-winning and globally-acclaimed designer Joey Ruiter, the Elate Perch Stool was conceived with a minimalist approach, and built as a flexible, ergonomic, and personal seating option.

Perching while working is an ideal way to get weight off your feet without sitting, allowing you to lean, move, twist, and reach as needed, all the while promoting circulation, breathing, and the flow of creative energy.

Pneumatic height adjustable stool works with any sit to stand workstation with ease, featuring dual integrated adjustment buttons on the base, easy to reach with either hand.

Durable and comfortable seat is available in multiple colors to match any space design, and features an auto-return tilt feature that moves with your body, offering support for multiple positions and activities. Seat also swivels for added comfort and support.

Powder-coated platinum steel base is extra wide to offers maximum stability while the stool is in use. Base includes integrated handle and recessed casters to enable easy mobility.

SCS Indoor Advantage Gold Certified. Patent pending.

### Standard Includes

- Pneumatic seat height adjustment from 24 $\frac{3}{4}$ " to 33 $\frac{3}{4}$ "H
- Auto-return seat tilts 10° to the front and 20° to either side. Seat also swivels.
- Powder-coated platinum steel base with integrated handle and recessed casters for easy mobility

### Options

- Available in standard color options

Part No.	Description	Dimensions	Ship Wt.	Base MSRP
<b>A. Elate Perch Stool</b>				
EP1A	Elate Perch Stool (Morning Fog)	24.8" – 33.8"H × 18.5"W × 15.3"D	16 lbs	\$495.00
EP1B	Elate Perch Stool (Black)	24.8" – 33.8"H × 18.5"W × 15.3"D	16 lbs	\$495.00
EP1C	Elate Perch Stool (Cayenne)	24.8" – 33.8"H × 18.5"W × 15.3"D	16 lbs	\$495.00
EP1D	Elate Perch Stool (Moss)	24.8" – 33.8"H × 18.5"W × 15.3"D	16 lbs	\$495.00
EP1E	Elate Perch Stool (Endless Sea)	24.8" – 33.8"H × 18.5"W × 15.3"D	16 lbs	\$495.00
EP1F	Elate Perch Stool (Currant)	24.8" – 33.8"H × 18.5"W × 15.3"D	16 lbs	\$495.00



## Hierarchy 4-Leg Stool

Position a student for learning with the Hierarchy 4-Leg Stool. With ergonomics in mind, the Hierarchy is a colorful and flexible solution for stimulating focus and motivation in your learning environment.

Multiple sizes, bases, and vibrant colors for all ages of learners.

Flexible and ergonomically shaped seat with lumbar support for easy position changes, eliminating stagnant environments.

Smooth reinforced back allows for flex action without sharp ridges.

Rocker base allows gentle and moderate movement to encourage calmness and cognitive processing.

SCS Indoor Advantage Gold Certified. Patent pending.

### Standard Includes

- Ergonomic shell with lumbar support and reinforced back
- Base includes nylon swivel glides

### Options

- Available in 24" or 30" seat height
- Multiple shell color options (see p. 11 for swatches)
- Custom colors available (MOQ applies)
- Shell available with or without arms
- Shell available with upholstered seat pad through our graded-in program
- Base available in chrome or platinum

Part No.	Description	Dimensions	Ship Wt.	Base MSRP
<b>A. Hierarchy 4-Leg Stool</b>				
53220-XXXX-NA-CH	Hierarchy 4-Leg Stool (No Arms) – 24" (Chrome)	39.8"H × 20.5"W × 22"D	16 lbs	\$310.91
53220-XXXX-NA-PL	Hierarchy 4-Leg Stool (No Arms) – 24" (Platinum)	39.8"H × 20.5"W × 22"D	16 lbs	\$310.91
53220-XXXX-WA-CH	Hierarchy 4-Leg Stool (With Arms) – 24" (Chrome)	39.8"H × 20.5"W × 22"D	17 lbs	\$353.20
53220-XXXX-WA-PL	Hierarchy 4-Leg Stool (With Arms) – 24" (Platinum)	39.8"H × 20.5"W × 22"D	17 lbs	\$353.20
53221-XXXX-NA-CH	Hierarchy 4-Leg Stool (No Arms) – 30" (Chrome)	45.8"H × 20.5"W × 22"D	18 lbs	\$333.51
53221-XXXX-NA-PL	Hierarchy 4-Leg Stool (No Arms) – 30" (Platinum)	45.8"H × 20.5"W × 22"D	18 lbs	\$333.51
53221-XXXX-WA-CH	Hierarchy 4-Leg Stool (With Arms) – 30" (Chrome)	45.8"H × 20.5"W × 22"D	19 lbs	\$375.80
53221-XXXX-WA-PL	Hierarchy 4-Leg Stool (With Arms) – 30" (Platinum)	45.8"H × 20.5"W × 22"D	19 lbs	\$375.80



## Hierarchy 5-Star Stool

Position a student for learning with the Hierarchy 5-Star Chair. With ergonomics in mind, the Hierarchy is a colorful and flexible solution for stimulating focus and motivation in your learning environment.

Multiple sizes, bases, and vibrant colors for all ages of learners.

Flexible and ergonomically shaped seat with lumbar support for easy position changes, eliminating stagnant environments.

Smooth reinforced back allows for flex action without sharp ridges.

SCS Indoor Advantage Gold Certified. Patent pending.

### Standard Includes

- Ergonomic shell with lumbar support and reinforced back
- Black plastic 5-star base with a seat that adjusts in height from 23" to 33"
- 2" swivel casters

### Options

- Multiple shell color options (see p. 11 for swatches)
- Custom colors available (MOQ applies)
- Shell available with or without arms
- Shell available with upholstered seat pad through our graded-in program
- Available with hard or soft casters
- Available with floor-safe glides

Part No.	Description	Dimensions	Ship Wt.	Base MSRP
<b>A. Hierarchy 5-Star Stool</b>				
53512-XXXX-NA-HC	Hierarchy 5-Star Stool (No Arms) – Hard Caster	37.5" – 47.5"H × 24"W × 24"D	24 lbs	\$516.26
53512-XXXX-NA-SC	Hierarchy 5-Star Stool (No Arms) – Soft Caster	37.5" – 47.5"H × 24"W × 24"D	24 lbs	\$530.03
53512-XXXX-NA-GL	Hierarchy 5-Star Stool (No Arms) – Glides	37.5" – 47.5"H × 24"W × 24"D	24 lbs	\$540.81
53512-XXXX-WA-HC	Hierarchy 5-Star Stool (With Arms) – Hard Caster	37.5" – 47.5"H × 24"W × 24"D	25 lbs	\$565.61
53512-XXXX-WA-SC	Hierarchy 5-Star Stool (With Arms) – Soft Caster	37.5" – 47.5"H × 24"W × 24"D	25 lbs	\$579.39
53512-XXXX-WA-GL	Hierarchy 5-Star Stool (With Arms) – Glides	37.5" – 47.5"H × 24"W × 24"D	25 lbs	\$590.18



## MooreCo Seed Cantilever Stool

The Seed collection embodies an elegant silhouette that combines slanted curves with angular accents.

The seating surface is as simple as it is sustainable. Pleasant to the touch it is also fully recyclable. The back of the shell has a stylish, geometrical pattern reminiscent of a seed.

Multiple color options and base designs, allow a room to adopt a distinguished and formal vibe or a vibrant and lively mood.

Using only polypropylene and avoiding other materials such as fiberglass, the shell is incredibly soft to touch, yet resistant to intense use.

SCS Indoor Advantage Gold Certified.

### Standard Includes

- One-piece C-base design
- Powder-coated finish
- Nylon slide caps (.PL)

### Required to Specify

Shell color (see p. 12 for swatches):

- Black (.6BK)
- Graphite (.6GR)
- Red (.6RD)
- Light Blue (.6LB)
- Lime Green (.6LM)
- Midnight Blue (.6MB)

Base color (see p. 12 for swatches): Platinum bases are in stock and ship within 10 days. All others are project-based by quantity and have extended lead times.

- Platinum (.7PL)
- Black (.7BK)
- Charcoal (.7CM)

### Options

- Custom shell colors available (MOQ applies)
- Shell available with upholstered seat pad through our graded-in program

Part No.	Description	Dimensions	Base MSRP
<b>A. Seed Cantilever Stool</b>			
SG.SD.S.24.6XX.7XX.PL	Seed Cantilever Stool (24")	39.5"H × 18.8"W × 21.6"D	\$517.10
SG.SD.S.29.6XX.7XX.PL	Seed Cantilever Stool (29")	44.5"H × 18.8"W × 22.5"D	\$543.77



## MooreCo Seed 5-Star Stool

The Seed collection embodies an elegant silhouette that combines slanted curves with angular accents.

The seating surface is as simple as it is sustainable. Pleasant to the touch it is also fully recyclable. The back of the shell has a stylish, geometrical pattern reminiscent of a seed.

Multiple color options and base designs, allow a room to adopt a distinguished and formal vibe or a vibrant and lively mood.

Using only polypropylene and avoiding other materials such as fiberglass, the shell is incredibly soft to touch, yet resistant to intense use.

SCS Indoor Advantage Gold Certified.

### Standard Includes

- Composite plastic (.5P) or metallic base finish (.5A)
- Swivel mechanism
- Available with hard casters (.HC), soft casters (.SC), or glides (.GL)

### Required to Specify

Shell color (see p. 12 for swatches):

- Black (.6BK)
- Graphite (.6GR)
- Red (.6RD)
- Light Blue (.6LB)
- Lime Green (.6LM)
- Midnight Blue (.6MB)

### Options

- Custom shell colors available (MOQ applies)
- Shell available with upholstered seat pad through our graded-in program

Part No.	Description	Dimensions	Base MSRP
<b>A. Seed 5-Star Stool</b>			
SG.SD.5P.ST.6XX.XX	Seed 5-Star Stool (Plastic Base)	36" – 46"H × 23"W × 23"D	\$531.50
SG.SD.5A.ST.6XX.XX	Seed 5-Star Stool (Metal Base)	36" – 46"H × 23"W × 23"D	\$597.51





## Akt Wire Base Stool

Our Akt furniture collection combines the principles of human development to foster the ability to “Akt” with purpose and intention.

The Akt Seating line is ideally suited for secondary learners, higher education students, and the employees in the workforce. With sophistication and sleek style, Akt seating can be used for individual work, collaborative spaces, or team activities.

Available with a stacking wire base, 4-leg base, and 5-star base in both chair and stool versions.

SCS Indoor Advantage Gold Certified.

### Standard Includes

- Ergonomic injection molded polypropylene shell
- Stackable base in platinum steel

### Options

- Multiple shell color options (see p. 12 for swatches)
- Custom colors available (MOQ applies)
- Shell available with upholstered seat pad through our graded-in program

Part No.	Description	Dimensions	Ship Wt.	Base MSRP
<b>A. Akt Wire Base Stool</b>				
56578-CAYENNE	Akt Wire Base Stool (Cayenne)	42"H × 20"W × 24"D	21 lbs	\$371.00
56578-CURRANT	Akt Wire Base Stool (Currant)	42"H × 20"W × 24"D	21 lbs	\$371.00
56578-MORNINGFOG	Akt Wire Base Stool (Morning Fog)	42"H × 20"W × 24"D	21 lbs	\$371.00
56578-MOSS	Akt Wire Base Stool (Moss)	42"H × 20"W × 24"D	21 lbs	\$371.00
56578-ENDLESSSEA	Akt Wire Base Stool (Endless Sea)	42"H × 20"W × 24"D	21 lbs	\$371.00
56578-BEE	Akt Wire Base Stool (Bee)	42"H × 20"W × 24"D	21 lbs	\$371.00
56578-BLACK	Akt Wire Base Stool (Black)	42"H × 20"W × 24"D	21 lbs	\$371.00



## Akt 4-Leg Stool

Our Akt furniture collection combines the principles of human development to foster the ability to “Akt” with purpose and intention.

The Akt Seating line is ideally suited for secondary learners, higher education students, and the employees in the workforce. With sophistication and sleek style, Akt seating can be used for individual work, collaborative spaces, or team activities.

Available with a stacking wire base, 4-leg base, and 5-star base in both chair and stool versions.

SCS Indoor Advantage Gold Certified.

### Standard Includes

- Ergonomic injection molded polypropylene shell
- Base in platinum steel

### Options

- Multiple shell color options (see p. 12 for swatches)
- Custom colors available (MOQ applies)
- Shell available with upholstered seat pad through our graded-in program

Part No.	Description	Dimensions	Ship Wt.	Base MSRP
<b>A. Akt 4-Leg Stool</b>				
56580-GL-CAYENNE	Akt 4-Leg Stool (Glides) – Cayenne	42"H × 20.5"W × 23"D	19 lbs	\$386.90
56580-GL-CURRANT	Akt 4-Leg Stool (Glides) – Currant	42"H × 20.5"W × 23"D	19 lbs	\$386.90
56580-GL-MORNINGFOG	Akt 4-Leg Stool (Glides) – Morning Fog	42"H × 20.5"W × 23"D	19 lbs	\$386.90
56580-GL-MOSS	Akt 4-Leg Stool (Glides) – Moss	42"H × 20.5"W × 23"D	19 lbs	\$386.90
56580-GL-ENDLESSSEA	Akt 4-Leg Stool (Glides) – Endless Sea	42"H × 20.5"W × 23"D	19 lbs	\$386.90
56580-GL-BEE	Akt 4-Leg Stool (Glides) – Bee	42"H × 20.5"W × 23"D	19 lbs	\$386.90
56580-GL-BLACK	Akt 4-Leg Stool (Glides) – Black	42"H × 20.5"W × 23"D	19 lbs	\$386.90



## Akt 5-Star Stool

Our Akt furniture collection combines the principles of human development to foster the ability to “Akt” with purpose and intention.

The Akt Seating line is ideally suited for secondary learners, higher education students, and the employees in the workforce. With sophistication and sleek style, Akt seating can be used for individual work, collaborative spaces, or team activities.

Available with a stacking wire base, 4-leg base, and 5-star base in both chair and stool versions.

SCS Indoor Advantage Gold Certified.

### Standard Includes

- Ergonomic injection molded polypropylene shell
- Adjustable height seat
- 5-star base for easy maneuvering

### Options

- Multiple shell color options (see p. 12 for swatches)
- Custom colors available (MOQ applies)
- Hard casters, soft casters, or glides
- Shell available with upholstered seat pad through our graded-in program



Part No.	Description	Dimensions	Ship Wt.	Base MSRP
<b>A. Akt 5-Star Stool (Hard Caster)</b>				
56582-HC-CAYENNE	Akt 5-Star Stool (Hard Caster) – Cayenne	35.5" – 42.5"H × 27.5"W × 27.5"W	25 lbs	\$609.50
56582-HC-CURRANT	Akt 5-Star Stool (Hard Caster) – Currant	35.5" – 42.5"H × 27.5"W × 27.5"W	25 lbs	\$609.50
56582-HC-MORNINGFOG	Akt 5-Star Stool (Hard Caster) – Morning Fog	35.5" – 42.5"H × 27.5"W × 27.5"W	25 lbs	\$609.50
56582-HC-MOSS	Akt 5-Star Stool (Hard Caster) – Moss	35.5" – 42.5"H × 27.5"W × 27.5"W	25 lbs	\$609.50
56582-HC-ENDLESSSEA	Akt 5-Star Stool (Hard Caster) – Endless Sea	35.5" – 42.5"H × 27.5"W × 27.5"W	25 lbs	\$609.50
56582-HC-BEE	Akt 5-Star Stool (Hard Caster) – Bee	35.5" – 42.5"H × 27.5"W × 27.5"W	25 lbs	\$609.50
56582-HC-BLACK	Akt 5-Star Stool (Hard Caster) – Black	35.5" – 42.5"H × 27.5"W × 27.5"W	25 lbs	\$609.50
<b>B. Akt 5-Star Stool (Soft Caster)</b>				
56582-SC-CAYENNE	Akt 5-Star Stool (Soft Caster) – Cayenne	35.5" – 42.5"H × 27.5"W × 27.5"W	25 lbs	\$609.50
56582-SC-CURRANT	Akt 5-Star Stool (Soft Caster) – Currant	35.5" – 42.5"H × 27.5"W × 27.5"W	25 lbs	\$609.50
56582-SC-MORNINGFOG	Akt 5-Star Stool (Soft Caster) – Morning Fog	35.5" – 42.5"H × 27.5"W × 27.5"W	25 lbs	\$609.50
56582-SC-MOSS	Akt 5-Star Stool (Soft Caster) – Moss	35.5" – 42.5"H × 27.5"W × 27.5"W	25 lbs	\$609.50
56582-SC-ENDLESSSEA	Akt 5-Star Stool (Soft Caster) – Endless Sea	35.5" – 42.5"H × 27.5"W × 27.5"W	25 lbs	\$609.50
56582-SC-BEE	Akt 5-Star Stool (Soft Caster) – Bee	35.5" – 42.5"H × 27.5"W × 27.5"W	25 lbs	\$609.50
56582-SC-BLACK	Akt 5-Star Stool (Soft Caster) – Black	35.5" – 42.5"H × 27.5"W × 27.5"W	25 lbs	\$609.50
<b>C. Akt 5-Star Stool (Glide)</b>				
56582-GL-CAYENNE	Akt 5-Star Stool (Glides) – Cayenne	35.5" – 42.5"H × 27.5"W × 27.5"W	25 lbs	\$625.40
56582-GL-CURRANT	Akt 5-Star Stool (Glides) – Currant	35.5" – 42.5"H × 27.5"W × 27.5"W	25 lbs	\$625.40
56582-GL-MORNINGFOG	Akt 5-Star Stool (Glides) – Morning Fog	35.5" – 42.5"H × 27.5"W × 27.5"W	25 lbs	\$625.40
56582-GL-MOSS	Akt 5-Star Stool (Glides) – Moss	35.5" – 42.5"H × 27.5"W × 27.5"W	25 lbs	\$625.40
56582-GL-ENDLESSSEA	Akt 5-Star Stool (Glides) – Endless Sea	35.5" – 42.5"H × 27.5"W × 27.5"W	25 lbs	\$625.40
56582-GL-BEE	Akt 5-Star Stool (Glides) – Bee	35.5" – 42.5"H × 27.5"W × 27.5"W	25 lbs	\$625.40
56582-GL-BLACK	Akt 5-Star Stool (Glides) – Black	35.5" – 42.5"H × 27.5"W × 27.5"W	25 lbs	\$625.40

## Akt Optional Arms (5-Star)

Optional arms for the Akt 5-Star seating line. Plainum wire frame with black plastic arm rests.

SCS Indoor Advantage Gold Certified.

Part No.	Description	Dimensions	Ship Wt.	Base MSRP
<b>A. Akt Optional Arms (5-Star)</b>				
56238	Akt Optional Arms (5-Star)	10"H × 4"W × 12"D	3 lbs	\$106.00



## Akt Stacking Chair Cart

Cart holds up to 40 Akt stacking or 4-leg chairs.

For use with Akt stacking chair and Akt 4-leg chairs only.

SCS Indoor Advantage Gold Certified.

Part No.	Description	Dimensions	Ship Wt.	Base MSRP
<b>A. Akt Stacking Chair Cart</b>				
56583	Akt Stacking Chair Cart	31.5"H × 23.8"W × 29.5"D	100 lbs	\$720.80



## Akt Wire Base Ganging Clip


Convenient ganging clip joins your Akt wire base chair or stool set ups with ease.

Durable construction clip mounts easily to the Akt wire bases to securely join rows together, ideal for training settings, meetings, assemblies, and other group environments.

Easy to attach and remove. Platinum color blends easily with the chair bases.

SCS Indoor Advantage Gold Certified.

Part No.	Description	Dimensions	Ship Wt.	Base MSRP
<b>A. Akt Wire Base Ganging Clip</b>				
56251	Akt Wire Base Ganging Clip	set of 2	1 lb	\$20.00



## Hierarchy Height Adjustable Grow Stool®

Adjustable and colorful stool will add fun and function to any environment. Colors coordinate with our line of Hierarchy products.

Wobble action and swiveling seat encourage micro-movement to help bleed off excess energy. Helps promote improved upright posture and increased focus while working. Available in two sizes and nine colors.

Comfortable and ergonomic stool made with durable and lightweight plastic.

SCS Indoor Advantage Gold Certified.

### Standard Includes

- Durable lightweight plastic base with non-skid bottom
- Seat swivels 360°
- Height adjustable
- Wobble base

### Options

- Short (14" to 18") or tall (17" to 24") available
- Available in a variety of colors (see p. 11 for swatches)
- Available in non-swivel version (longer lead times and MOQ apply)
- Optional seat pad available

Part No.	Description	Dimensions	Ship Wt.	Base MSRP
<b>A. Hierarchy Grow Stool (Swiveling)</b>				
50960-XXXX	Hierarchy Grow Stool (Short)	14" – 18"H × 13"W × 13"D	11 lbs	\$245.87
50970-XXXX	Hierarchy Grow Stool (Tall)	17" – 24"H × 13"W × 13"D	13 lbs	\$248.58
<b>B. Hierarchy Grow Stool (Non-Swiveling) (MOQ Applies)</b>				
50960N-XXXX	Hierarchy Grow Stool (Non-Swiveling) – Short	14" – 18"H × 13"W × 13"D	11 lbs	\$268.64
50970N-XXXX	Hierarchy Grow Stool (Non-Swiveling) – Tall	17" – 24"H × 13"W × 13"D	13 lbs	\$299.16
<b>C. Hierarchy Grow Stool Seat Pad</b>				
59073	Hierarchy Grow Stool Seat Pad	2.8"H × 14.5"W × 14.5"D	4 lbs	\$73.33



## Hierarchy Flipz Stool

The unique, modern, and ergonomic design of the Hierarchy Flipz Stacking Rocking Stool fits right in today's classroom, allowing kids to be active even while sitting.

Double ended stool can be used on one end as stationary seating and on the other as a rocking stool, offering gentle movement in all directions. Works like an exercise ball to keep a child's body moving, burning off extra energy and providing an outlet for restlessness.

Each end is made with slip resistant rubber to keep the stool stable on any flooring material. Stools stack for easy storage when not in use.

Body is lightweight and easy to move, but durable enough to stand up to every day use.

SCS Indoor Advantage Gold Certified.

### Standard Includes

- Durable lightweight plastic with non-skid rubber surfaces
- Wobble base on one end, flat base on the opposite end
- Plastic base includes integrated handle and storage compartment

### Options

- Available in a variety of colors (see p. 11 for swatches)

Part No.	Description	Dimensions	Ship Wt.	Base MSRP
<b>A. Hierarchy Flipz Stool</b>				
83464-BLACK	Hierarchy Flipz Stool (Black)	17.1"H × 12"W × 12"D	7 lbs	\$231.47
83464-GREY	Hierarchy Flipz Stool (Cool Gray)	17.1"H × 12"W × 12"D	7 lbs	\$231.47
83464-RED	Hierarchy Flipz Stool (Red)	17.1"H × 12"W × 12"D	7 lbs	\$231.47
83464-ORANGE	Hierarchy Flipz Stool (Orange)	17.1"H × 12"W × 12"D	7 lbs	\$231.47
83464-YELLOW	Hierarchy Flipz Stool (Yellow)	17.1"H × 12"W × 12"D	7 lbs	\$231.47
83464-GREEN	Hierarchy Flipz Stool (Green)	17.1"H × 12"W × 12"D	7 lbs	\$231.47
83464-BLUE	Hierarchy Flipz Stool (Blue)	17.1"H × 12"W × 12"D	7 lbs	\$231.47
83464-NAVY	Hierarchy Flipz Stool (Navy)	17.1"H × 12"W × 12"D	7 lbs	\$231.47
83464-PURPLE	Hierarchy Flipz Stool (Purple)	17.1"H × 12"W × 12"D	7 lbs	\$231.47
83464-CURRANT	Hierarchy Flipz Stool (Currant)	17.1"H × 12"W × 12"D	7 lbs	\$231.47





## Lab Stool

The Lab Stool is an attractive, durable, and practical seating choice, ideal for science classrooms and other learning or group environments.

SCS Indoor Advantage Gold Certified.

### Standard Includes

- Solid wood seat (12-1/2" diameter)
- Seat features metal nut inserts
- Adjusts in height from 18-1/4" to 29-1/4" in 1-1/2" increments
- Gray powder-coated steel base with integrated foot rest
- Chrome leg inserts with leveling glides

Part No.	Description	Dimensions	Ship Wt.	Base MSRP
<b>A. Lab Stool</b>				
34419R	Lab Stool – Gray	18.3" – 29.3"H × 16.3"W × 16.3"D	15 lbs	\$313.59



## Bell Glides

Add instant stability to your caster seating with bell glides. Sold in sets of 5 to replace some or all casters on a 5-star base stool or chair. Provides extra stability especially on hard surfaces. Fits most standard caster chairs and stools.

SCS Indoor Advantage Gold Certified.

### Standard Includes

- 7/8"H stem with 7/16" diameter (11mm × 22mm)
- Plastic base measures 2-1/4"H × 2"W

Part No.	Description	Dimensions	Ship Wt.	Base MSRP
<b>A. Bell Glides</b>				
88010-5	Bell Glides for 5-Star Bases (set of 5)	3.3"H × 2"W × 2"D	1 lb	\$62.46



## Dot Cart

Keep your Dots and seat pads tidy with a handy mobile storage cart. Easily store Dots and seat pads to create more space throughout the room with our new Dot Carts, available in four variations to suit your needs.

Single and double sizes available for 15" and 18" Dots. The single holds up to five Dots, while the double holds up to ten. Dot Carts are designed also to store seat pads. Single holds up to nine 3" seat pads, while the double holds up to 18.

Each Dot Cart comes in sophisticated Gray Elm with matching edge band.

SCS Indoor Advantage Gold Certified.

### Standard Includes

- Gray Elm laminate finish and edge band
- 3" dual-wheel casters (two locking)

### Options

- Available in single or double width models
- Available to hold 15" or 18" Dots or seat pads

Part No.	Description	Dimensions	Ship Wt.	Base MSRP
<b>A. Dot Cart</b>				
20702	Dot Cart Single (for 15" Dots)	31.8"H × 17"W × 17"D	41 lbs	\$490.78
20703	Dot Cart Double (for 15" Dots)	31.8"H × 33"W × 17"D	61 lbs	\$667.63
20704	Dot Cart Single (for 18" Dots)	31.8"H × 20"W × 20"D	46 lbs	\$536.64
20705	Dot Cart Double (for 18" Dots)	31.8"H × 39"W × 20"D	70 lbs	\$723.36



## MTD File Cabinet

Add adjustable workspace and file storage to your desk setup.

Top adjusts in height from 30" to 38" to match the height of many desks and workstations, adding work space as well as drawer and file storage.

Top is available in a variety of standard laminate choices. Laminate and edge band can also be customized with longer lead times.

Features three locking full extension drawers. Largest drawer accepts standard hanging files. Box drawers include divider.

Includes casters for easy mobility.

SCS Indoor Advantage Gold Certified.

Part No.	Description	Dimensions	Ship Wt.	Base MSRP
<b>A. MTD File Cabinet</b>				
90369-XXXX-XX	MTD Height Adjustable File Cabinet	30" - 38"H × 18"W × 24"D	103 lbs	\$771.09

**DISCONTINUED: Available while supplies last!**



## MooreCo Folio Lateral Storage

Storage has never been so flexible and so sleek.

Folio is a comprehensive line of storage and filing pieces for classrooms, offices, labs, archives, and more.

Mix and match lateral files, bookcases, storage cabinets, wardrobes, and more to create your perfect storage solution.

All pieces feature welded steel frame construction and formed channels

All Folio products come in a wide range of 60+ metal finish options to perfectly match and create a cohesive environment.

SCS Indoor Advantage Gold Certified.

### Standard Includes

- 18"D cabinet
- 30"W, 36"W, or 42"W
- Integrated horizontal drawer pulls
- Metal construction

### Required to Specify

- Metal color (-XXXX) (see pp. 13–15 for swatches)

### Options

- 28"H with 2 drawers (.2DR)
- 40"H with 3 drawers (.3DR)
- 51"H with 4 drawers (.4DR)
- 66"H with 1 shelf and 4 drawers (.RS.4DR)
- 77"H with 1 shelf and 5 drawers (.RS.5DR)

Part No.	Description	Dimensions	Base MSRP
<b>A. Folio Lateral Storage - 30"W</b>			
ST.FO.LF.2DR.301828	Folio Lateral Storage (2 Drawer) – 30"W	28"H × 30"W × 18"D	CALL
ST.FO.LF.3DR.301840	Folio Lateral Storage (3 Drawer) – 30"W	40"H × 30"W × 18"D	CALL
ST.FO.LF.4DR.301851	Folio Lateral Storage (4 Drawer) – 30"W	51"H × 30"W × 18"D	CALL
ST.FO.LF.RS.4DR.301866	Folio Lateral Storage (4 Drawer + 1 Shelf) – 30"W	66"H × 30"W × 18"D	CALL
ST.FO.LF.RS.5DR.301877	Folio Lateral Storage (5 Drawer + 1 Shelf) – 30"W	77"H × 30"W × 18"D	CALL
<b>B. Folio Lateral Storage - 36"W</b>			
ST.FO.LF.2DR.361828	Folio Lateral Storage (2 Drawer) – 36"W	28"H × 36"W × 18"D	CALL
ST.FO.LF.3DR.361840	Folio Lateral Storage (3 Drawer) – 36"W	40"H × 36"W × 18"D	CALL
ST.FO.LF.4DR.361851	Folio Lateral Storage (4 Drawer) – 36"W	51"H × 36"W × 18"D	CALL
ST.FO.LF.RS.4DR.361866	Folio Lateral Storage (4 Drawer + 1 Shelf) – 36"W	66"H × 36"W × 18"D	CALL
ST.FO.LF.RS.5DR.361877	Folio Lateral Storage (5 Drawer + 1 Shelf) – 36"W	77"H × 36"W × 18"D	CALL
<b>C. Folio Lateral Storage - 42"W</b>			
ST.FO.LF.2DR.421828	Folio Lateral Storage (2 Drawer) – 42"W	28"H × 42"W × 18"D	CALL
ST.FO.LF.3DR.421840	Folio Lateral Storage (3 Drawer) – 42"W	40"H × 42"W × 18"D	CALL
ST.FO.LF.4DR.421851	Folio Lateral Storage (4 Drawer) – 42"W	51"H × 42"W × 18"D	CALL
ST.FO.LF.RS.4DR.421866	Folio Lateral Storage (4 Drawer + 1 Shelf) – 42"W	66"H × 42"W × 18"D	CALL
ST.FO.LF.RS.5DR.421877	Folio Lateral Storage (5 Drawer + 1 Shelf) – 42"W	77"H × 42"W × 18"D	CALL

Pricing is subject to change every six months due to costs of raw materials.



## MooreCo Folio Freestanding Pedestal Storage

Storage has never been so flexible and so sleek.

Folio is a comprehensive line of storage and filing pieces for classrooms, offices, labs, archives, and more.

Mix and match lateral files, bookcases, storage cabinets, wardrobes, and more to create your perfect storage solution.

All pieces feature welded steel frame construction and formed channels

All Folio products come in a wide range of 60+ metal finish options to perfectly match and create a cohesive environment.

SCS Indoor Advantage Gold Certified.

### Standard Includes

- 18"D, 22"D, or 28"D cabinet
- 15"W
- Two file drawers, or 2 box drawers + file drawer configuration
- Integrated horizontal drawer pulls
- Metal construction

### Required to Specify

- Metal color (-XXXX) (see pp. 13–15 for swatches)

Part No.	Description	Dimensions	Base MSRP
<b>A. Folio Freestanding Pedestal Storage</b>			
ST.FO.FP.FF.151828	Folio Freestanding Pedestal (File File) – 18"D	28"H × 15"W × 18"D	CALL
ST.FO.FP.BBF.151828	Folio Freestanding Pedestal (Box Box File) – 18"D	28"H × 15"W × 18"D	CALL
ST.FO.FP.FF.152228	Folio Freestanding Pedestal (File File) – 22"D	28"H × 15"W × 22"D	CALL
ST.FO.FP.BBF.152228	Folio Freestanding Pedestal (Box Box File) – 22"D	28"H × 15"W × 22"D	CALL
ST.FO.FP.FF.152828	Folio Freestanding Pedestal (File File) – 28"D	28"H × 15"W × 28"D	CALL
ST.FO.FP.BBF.152828	Folio Freestanding Pedestal (Box Box File) – 28"D	28"H × 15"W × 28"D	CALL

Pricing is subject to change every six months due to costs of raw materials.



## MooreCo Folio Mobile Pedestal Storage

Storage has never been so flexible and so sleek.

Folio is a comprehensive line of storage and filing pieces for classrooms, offices, labs, archives, and more.

Mix and match lateral files, bookcases, storage cabinets, wardrobes, and more to create your perfect storage solution.

All pieces feature welded steel frame construction and formed channels

All Folio products come in a wide range of 60+ metal finish options to perfectly match and create a cohesive environment.

SCS Indoor Advantage Gold Certified.

### Standard Includes

- 18"D, 22"D, or 28"D cabinet
- 15"W
- Two file drawers, two box drawers + file drawer, or tray + box drawer + file drawer configuration
- Integrated horizontal drawer pulls
- Metal construction

### Required to Specify

- Metal color (-XXXX) (see pp. 13–15 for swatches)

Part No.	Description	Dimensions	Base MSRP
<b>A. Folio Mobile Pedestal Storage</b>			
ST.FO.MP.FF.151827	Folio Mobile Pedestal (File File) – 18"D	27"H × 15"W × 18"D	CALL
ST.FO.MP.BBF.151827	Folio Mobile Pedestal (Box Box File) – 18"D	27"H × 15"W × 18"D	CALL
ST.FO.MP.TBF.151828	Folio Mobile Pedestal (Tray Box File) – 18"D	28"H × 15"W × 18"D	CALL
ST.FO.MP.FF.152227	Folio Mobile Pedestal (File File) – 22"D	27"H × 15"W × 22"D	CALL
ST.FO.MP.BBF.152227	Folio Mobile Pedestal (Box Box File) – 22"D	27"H × 15"W × 22"D	CALL
ST.FO.MP.TBF.152228	Folio Mobile Pedestal (Tray Box File) – 22"D	28"H × 15"W × 22"D	CALL
ST.FO.MP.FF.152827	Folio Mobile Pedestal (File File) – 28"D	27"H × 15"W × 28"D	CALL
ST.FO.MP.BBF.152827	Folio Mobile Pedestal (Box Box File) – 28"D	27"H × 15"W × 28"D	CALL
ST.FO.MP.TBF.152828	Folio Mobile Pedestal (Tray Box File) – 28"D	28"H × 15"W × 28"D	CALL

Pricing is subject to change every six months due to costs of raw materials.



## MooreCo Folio Fixed Pedestal Storage

Storage has never been so flexible and so sleek.

Folio is a comprehensive line of storage and filing pieces for classrooms, offices, labs, archives, and more.

Mix and match lateral files, bookcases, storage cabinets, wardrobes, and more to create your perfect storage solution.

All pieces feature welded steel frame construction and formed channels

All Folio products come in a wide range of 60+ metal finish options to perfectly match and create a cohesive environment.

SCS Indoor Advantage Gold Certified.

### Standard Includes

- 18"D, 22"D, or 28"D cabinet
- 15"W
- Two file drawers, or two box drawers + file drawer configuration
- Integrated horizontal drawer pulls
- Metal construction

### Required to Specify

- Metal color (-XXXX) (see pp. 13–15 for swatches)

Part No.	Description	Dimensions	Base MSRP
<b>A. Folio Fixed Pedestal Storage</b>			
ST.FO.FXP.FF.151828	Folio Fixed Pedestal (File File) – 18"D	28"H × 15"W × 18"D	CALL
ST.FO.FXP.BBF.151828	Folio Fixed Pedestal (Box Box File) – 18"D	28"H × 15"W × 18"D	CALL
ST.FO.FXP.FF.152228	Folio Fixed Pedestal (File File) – 22"D	28"H × 15"W × 22"D	CALL
ST.FO.FXP.BBF.152228	Folio Fixed Pedestal (Box Box File) – 22"D	28"H × 15"W × 22"D	CALL
ST.FO.FXP.FF.152828	Folio Fixed Pedestal (File File) – 28"D	28"H × 15"W × 28"D	CALL
ST.FO.FXP.BBF.152828	Folio Fixed Pedestal (Box Box File) – 28"D	28"H × 15"W × 28"D	CALL

Pricing is subject to change every six months due to costs of raw materials.





## MooreCo Folio Hanging Pedestal Storage

Storage has never been so flexible and so sleek.

Folio is a comprehensive line of storage and filing pieces for classrooms, offices, labs, archives, and more.

Mix and match lateral files, bookcases, storage cabinets, wardrobes, and more to create your perfect storage solution.

All pieces feature welded steel frame construction and formed channels

All Folio products come in a wide range of 60+ metal finish options to perfectly match and create a cohesive environment.

SCS Indoor Advantage Gold Certified.

### Standard Includes

- 18"D, 22"D, or 28"D cabinet
- 15"W
- Box drawer and file drawer
- Integrated horizontal drawer pulls
- Metal construction

### Required to Specify

- Metal color (-XXXX) (see pp. 13–15 for swatches)

Part No.	Description	Dimensions	Base MSRP
<b>A. Folio Hanging Pedestal Storage</b>			
ST.FO.HP.BF.151819	Folio Hanging Pedestal (Box File) – 18"D	19"H × 15"W × 18"D	CALL
ST.FO.HP.BF.152219	Folio Hanging Pedestal (Box File) – 22"D	19"H × 15"W × 22"D	CALL

Pricing is subject to change every six months due to costs of raw materials.



## MooreCo Folio Cabinet Storage

Storage has never been so flexible and so sleek.

Folio is a comprehensive line of storage and filing pieces for classrooms, offices, labs, archives, and more.

Mix and match lateral files, bookcases, storage cabinets, wardrobes, and more to create your perfect storage solution.

All pieces feature welded steel frame construction and formed channels

All Folio products come in a wide range of 60+ metal finish options to perfectly match and create a cohesive environment.

SCS Indoor Advantage Gold Certified.

### Standard Includes

- Integrated door pulls
- 30"W, 36"W, or 42"W
- 18"D
- Metal construction
- 1 shelf (.1S)
- 2 shelf (.2S)
- 3 shelf (.3S)
- 4 shelf (.4S)
- 5 shelf (.5S)

### Required to Specify

- Metal color (-XXXX) (see pp. 13–15 for swatches)

Part No.	Description	Dimensions	Base MSRP
<b>A. Folio Cabinet Storage - 30"W</b>			
ST.FO.SC.1S.301828	Folio Cabinet (1 shelf) - 30"W	28"H × 30"W × 18"D	CALL
ST.FO.SC.2S.301840	Folio Cabinet (2 shelf) - 30"W	40"H × 30"W × 18"D	CALL
ST.FO.SC.3S.301851	Folio Cabinet (3 shelf) - 30"W	51"H × 30"W × 18"D	CALL
ST.FO.SC.4S.301865	Folio Cabinet (4 shelf) - 30"W	65"H × 30"W × 18"D	CALL
ST.FO.SC.5S.301877	Folio Cabinet (5 shelf) - 30"W	77"H × 30"W × 18"D	CALL
<b>B. Folio Cabinet Storage - 36"W</b>			
ST.FO.SC.1S.361828	Folio Cabinet (1 shelf) - 36"W	28"H × 36"W × 18"D	CALL
ST.FO.SC.2S.361840	Folio Cabinet (2 shelf) - 36"W	40"H × 36"W × 18"D	CALL
ST.FO.SC.3S.361851	Folio Cabinet (3 shelf) - 36"W	51"H × 36"W × 18"D	CALL
ST.FO.SC.4S.361865	Folio Cabinet (4 shelf) - 36"W	65"H × 36"W × 18"D	CALL
ST.FO.SC.5S.361877	Folio Cabinet (5 shelf) - 36"W	77"H × 36"W × 18"D	CALL
<b>C. Folio Cabinet Storage - 42"W</b>			
ST.FO.SC.1S.421828	Folio Cabinet (1 shelf) - 42"W	28"H × 42"W × 18"D	CALL
ST.FO.SC.2S.421840	Folio Cabinet (2 shelf) - 42"W	40"H × 42"W × 18"D	CALL
ST.FO.SC.3S.421851	Folio Cabinet (3 shelf) - 42"W	51"H × 42"W × 18"D	CALL
ST.FO.SC.4S.421865	Folio Cabinet (4 shelf) - 42"W	65"H × 42"W × 18"D	CALL
ST.FO.SC.5S.421877	Folio Cabinet (5 shelf) - 42"W	77"H × 42"W × 18"D	CALL

Pricing is subject to change every six months due to costs of raw materials.



## MooreCo Folio Wardrobe Cabinet Storage

Storage has never been so flexible and so sleek.

Folio is a comprehensive line of storage and filing pieces for classrooms, offices, labs, archives, and more.

Mix and match lateral files, bookcases, storage cabinets, wardrobes, and more to create your perfect storage solution.

All pieces feature welded steel frame construction and formed channels

All Folio products come in a wide range of 60+ metal finish options to perfectly match and create a cohesive environment.

SCS Indoor Advantage Gold Certified.

### Standard Includes

- Coat rod
- 1 fixed shelf
- Metal construction

### Required to Specify

- Metal color (-XXXX) (see pp. 13-15 for swatches)

Part No.	Description	Dimensions	Base MSRP
<b>A. Folio Wardrobe Cabinet Storage</b>			
ST.FO.WC.1S.361866	Folio Wardrobe Cabinet (66")	66"H × 36"W × 18"D	CALL
ST.FO.WC.1S.361877	Folio Wardrobe Cabinet (77")	77"H × 36"W × 18"D	CALL

Pricing is subject to change every six months due to costs of raw materials.



## MooreCo Folio Storage Tower

Storage has never been so flexible and so sleek.

Folio is a comprehensive line of storage and filing pieces for classrooms, offices, labs, archives, and more.

Mix and match lateral files, bookcases, storage cabinets, wardrobes, and more to create your perfect storage solution.

All pieces feature welded steel frame construction and formed channels

All Folio products come in a wide range of 60+ metal finish options to perfectly match and create a cohesive environment.

SCS Indoor Advantage Gold Certified.

### Standard Includes

- Integrated door pulls
- Metal construction
- File file (.FF)
- Box box file (.BBF)
- Right hinge (.R) or left hinge (.L)

### Required to Specify

- Metal color (-XXXX) (see pp. 13–15 for swatches)

Part No.	Description	Dimensions	Base MSRP
<b>A. Folio Storage Tower (51"H)</b>			
ST.FO.2D.FFR.152451	Folio Storage Tower (File File) – Right Hinge (51"H)	51"H × 15"W × 24"D	CALL
ST.FO.2D.FFL.152451	Folio Storage Tower (File File) – Left Hinge (51"H)	51"H × 15"W × 24"D	CALL
ST.FO.2D.BBF.R.152451	Folio Storage Tower (Box Box File) – Right Hinge (51"H)	51"H × 15"W × 24"D	CALL
ST.FO.2D.BBF.L.152451	Folio Storage Tower (Box Box File) – Left Hinge (51"H)	51"H × 15"W × 24"D	CALL
<b>B. Folio Storage Tower (56"H)</b>			
ST.FO.2D.FFR.152456	Folio Storage Tower (File File) – Right Hinge (56"H)	56"H × 15"W × 24"D	CALL
ST.FO.2D.FFL.152456	Folio Storage Tower (File File) – Left Hinge (56"H)	56"H × 15"W × 24"D	CALL
ST.FO.2D.BBF.R.152456	Folio Storage Tower (Box Box File) – Right Hinge (56"H)	56"H × 15"W × 24"D	CALL
ST.FO.2D.BBF.L.152456	Folio Storage Tower (Box Box File) – Left Hinge (56"H)	56"H × 15"W × 24"D	CALL
<b>C. Folio Storage Tower (66"H)</b>			
ST.FO.2D.FFR.152466	Folio Storage Tower (File File) – Right Hinge (66"H)	66"H × 15"W × 24"D	CALL
ST.FO.2D.FFL.152466	Folio Storage Tower (File File) – Left Hinge (66"H)	66"H × 15"W × 24"D	CALL
ST.FO.2D.BBF.R.152466	Folio Storage Tower (Box Box File) – Right Hinge (66"H)	66"H × 15"W × 24"D	CALL
ST.FO.2D.BBF.L.152466	Folio Storage Tower (Box Box File) – Left Hinge (66"H)	66"H × 15"W × 24"D	CALL

Pricing is subject to change every six months due to costs of raw materials.



## MooreCo Folio Storage Tower + Bookcase

Storage has never been so flexible and so sleek.

Folio is a comprehensive line of storage and filing pieces for classrooms, offices, labs, archives, and more.

Mix and match lateral files, bookcases, storage cabinets, wardrobes, and more to create your perfect storage solution.

All pieces feature welded steel frame construction and formed channels

All Folio products come in a wide range of 60+ metal finish options to perfectly match and create a cohesive environment.

SCS Indoor Advantage Gold Certified.

### Standard Includes

- Integrated door pulls
- Metal construction
- File file (.FF)
- Box box file (.BBF)
- Right bookcase (.R) or left bookcase (.L)

### Required to Specify

- Metal color (-XXXX) (see pp. 13–15 for swatches)

Part No.	Description	Dimensions	Base MSRP
<b>A. Folio Storage Tower + Bookcase (51"H)</b>			
ST.FO.CB.2D.FFR.152451	Folio Storage Tower (File File) + Bookcase (Right) – 51"H	51"H × 15"W × 24"D	CALL
ST.FO.CB.2D.FFL.152451	Folio Storage Tower (File File) + Bookcase (Left) – 51"H	51"H × 15"W × 24"D	CALL
ST.FO.CB.2D.BBFR.152451	Folio Storage Tower (Box Box File) + Bookcase (Right) – 51"H	51"H × 15"W × 24"D	CALL
ST.FO.CB.2D.BBFL.152451	Folio Storage Tower (Box Box File) + Bookcase (Left) – 51"H	51"H × 15"W × 24"D	CALL
<b>A. Folio Storage Tower + Bookcase (56"H)</b>			
ST.FO.CB.2D.FFR.152456	Folio Storage Tower (File File) + Bookcase (Right) – 56"H	56"H × 15"W × 24"D	CALL
ST.FO.CB.2D.FFL.152456	Folio Storage Tower (File File) + Bookcase (Left) – 56"H	56"H × 15"W × 24"D	CALL
ST.FO.CB.2D.BBFR.152456	Folio Storage Tower (Box Box File) + Bookcase (Right) – 56"H	56"H × 15"W × 24"D	CALL
ST.FO.CB.2D.BBFL.152456	Folio Storage Tower (Box Box File) + Bookcase (Left) – 56"H	56"H × 15"W × 24"D	CALL
<b>A. Folio Storage Tower + Bookcase (66"H)</b>			
ST.FO.CB.2D.FFR.152466	Folio Storage Tower (File File) + Bookcase (Right) – 66"H	66"H × 15"W × 24"D	CALL
ST.FO.CB.2D.FFL.152466	Folio Storage Tower (File File) + Bookcase (Left) – 66"H	66"H × 15"W × 24"D	CALL
ST.FO.CB.2D.BBFR.152466	Folio Storage Tower (Box Box File) + Bookcase (Right) – 66"H	66"H × 15"W × 24"D	CALL
ST.FO.CB.2D.BBFL.152466	Folio Storage Tower (Box Box File) + Bookcase (Left) – 66"H	66"H × 15"W × 24"D	CALL

Pricing is subject to change every six months due to costs of raw materials.



## MooreCo Folio Wardrobe Tower

Storage has never been so flexible and so sleek.

Folio is a comprehensive line of storage and filing pieces for classrooms, offices, labs, archives, and more.

Mix and match lateral files, bookcases, storage cabinets, wardrobes, and more to create your perfect storage solution.

All pieces feature welded steel frame construction and formed channels

All Folio products come in a wide range of 60+ metal finish options to perfectly match and create a cohesive environment.

SCS Indoor Advantage Gold Certified.

### Standard Includes

- Integrated door pulls
- Metal construction
- File file (.FF)
- Box box file (.BBF)
- Right wardrobe (.R) or left wardrobe (.L)

### Required to Specify

- Metal color (-XXXX) (see pp. 13–15 for swatches)

Part No.	Description	Dimensions	Base MSRP
<b>A. Folio Wardrobe Tower (51"H)</b>			
ST.FO.STW.2D.FFR.242451	Folio Wardrobe Tower (File File) – Right Wardrobe (51"H)	51"H × 24"W × 24"D	CALL
ST.FO.STW.2D.FFL.242451	Folio Wardrobe Tower (File File) – Left Wardrobe (51"H)	51"H × 24"W × 24"D	CALL
ST.FO.STW.2D.BBFR.242451	Folio Wardrobe Tower (Box Box File) – Right Wardrobe (51"H)	51"H × 24"W × 24"D	CALL
ST.FO.STW.2D.BBFL.242451	Folio Wardrobe Tower (Box Box File) – Left Wardrobe (51"H)	51"H × 24"W × 24"D	CALL
<b>A. Folio Wardrobe Tower (56"H)</b>			
ST.FO.STW.2D.FFR.242456	Folio Wardrobe Tower (File File) – Right Wardrobe (56"H)	56"H × 24"W × 24"D	CALL
ST.FO.STW.2D.FFL.242456	Folio Wardrobe Tower (File File) – Left Wardrobe (56"H)	56"H × 24"W × 24"D	CALL
ST.FO.STW.2D.BBFR.242456	Folio Wardrobe Tower (Box Box File) – Right Wardrobe (56"H)	56"H × 24"W × 24"D	CALL
ST.FO.STW.2D.BBFL.242456	Folio Wardrobe Tower (Box Box File) – Left Wardrobe (56"H)	56"H × 24"W × 24"D	CALL
<b>A. Folio Wardrobe Tower (66"H)</b>			
ST.FO.STW.2D.FFR.242466	Folio Wardrobe Tower (File File) – Right Wardrobe (66"H)	66"H × 24"W × 24"D	CALL
ST.FO.STW.2D.FFL.242466	Folio Wardrobe Tower (File File) – Left Wardrobe (66"H)	66"H × 24"W × 24"D	CALL
ST.FO.STW.2D.BBFR.242466	Folio Wardrobe Tower (Box Box File) – Right Wardrobe (66"H)	66"H × 24"W × 24"D	CALL
ST.FO.STW.2D.BBFL.242466	Folio Wardrobe Tower (Box Box File) – Left Wardrobe (66"H)	66"H × 24"W × 24"D	CALL

Pricing is subject to change every six months due to costs of raw materials.



## MooreCo Folio Wardrobe Tower + Bookcase

Storage has never been so flexible and so sleek.

Folio is a comprehensive line of storage and filing pieces for classrooms, offices, labs, archives, and more.

Mix and match lateral files, bookcases, storage cabinets, wardrobes, and more to create your perfect storage solution.

All pieces feature welded steel frame construction and formed channels

All Folio products come in a wide range of 60+ metal finish options to perfectly match and create a cohesive environment.

SCS Indoor Advantage Gold Certified.

### Standard Includes

- Integrated door pulls
- Metal construction
- File file (.FF)
- Box box file (.BBF)
- Right wardrobe (.R) or left wardrobe (.L)

### Required to Specify

- Metal color (-XXXX) (see pp. 13–15 for swatches)

Part No.	Description	Dimensions	Base MSRP
<b>A. Folio Wardrobe Tower + Bookcase (51"H)</b>			
ST.FO.CBW.STW.2D.FFR.242451	Folio Wardrobe Tower (File File) – Right Wardrobe + Bookcase (51"H)	51"H × 24"W × 24"D	CALL
ST.FO.CBW.STW.2D.FFL.242451	Folio Wardrobe Tower (File File) – Left Wardrobe + Bookcase (51"H)	51"H × 24"W × 24"D	CALL
ST.FO.CBW.STW.2D.BBF.R.242451	Folio Wardrobe Tower (Box Box File) – Right Wardrobe + Bookcase (51"H)	51"H × 24"W × 24"D	CALL
ST.FO.CBW.STW.2D.BBF.L.242451	Folio Wardrobe Tower (Box Box File) – Left Wardrobe + Bookcase (51"H)	51"H × 24"W × 24"D	CALL
<b>A. Folio Wardrobe Tower + Bookcase (56"H)</b>			
ST.FO.CBW.STW.2D.FFR.242456	Folio Wardrobe Tower (File File) – Right Wardrobe + Bookcase (56"H)	56"H × 24"W × 24"D	CALL
ST.FO.CBW.STW.2D.FFL.242456	Folio Wardrobe Tower (File File) – Left Wardrobe + Bookcase (56"H)	56"H × 24"W × 24"D	CALL
ST.FO.CBW.STW.2D.BBF.R.242456	Folio Wardrobe Tower (Box Box File) – Right Wardrobe + Bookcase (56"H)	56"H × 24"W × 24"D	CALL
ST.FO.CBW.STW.2D.BBF.L.242456	Folio Wardrobe Tower (Box Box File) – Left Wardrobe + Bookcase (56"H)	56"H × 24"W × 24"D	CALL
<b>A. Folio Wardrobe Tower + Bookcase (66"H)</b>			
ST.FO.CBW.STW.2D.FFR.242466	Folio Wardrobe Tower (File File) – Right Wardrobe + Bookcase (66"H)	66"H × 24"W × 24"D	CALL
ST.FO.CBW.STW.2D.FFL.242466	Folio Wardrobe Tower (File File) – Left Wardrobe + Bookcase (66"H)	66"H × 24"W × 24"D	CALL
ST.FO.CBW.STW.2D.BBF.R.242466	Folio Wardrobe Tower (Box Box File) – Right Wardrobe + Bookcase (66"H)	66"H × 24"W × 24"D	CALL
ST.FO.CBW.STW.2D.BBF.L.242466	Folio Wardrobe Tower (Box Box File) – Left Wardrobe + Bookcase (66"H)	66"H × 24"W × 24"D	CALL

Pricing is subject to change every six months due to costs of raw materials.



## MooreCo Folio Bookcase

Storage has never been so flexible and so sleek.

Folio is a comprehensive line of storage and filing pieces for classrooms, offices, labs, archives, and more.

Mix and match lateral files, bookcases, storage cabinets, wardrobes, and more to create your perfect storage solution.

All pieces feature welded steel frame construction and formed channels

All Folio products come in a wide range of 60+ metal finish options to perfectly match and create a cohesive environment.

SCS Indoor Advantage Gold Certified.

### Standard Includes

- 13"D shelves
- 30"W, 36"W, or 42"W
- Metal construction
- 2 shelf (.2S)
- 3 shelf (.3S)
- 4 shelf (.4S)
- 5 shelf (.5S)
- 6 shelf (.6S)

### Required to Specify

- Metal color (-XXXX) (see pp. 13–15 for swatches)

Part No.	Description	Dimensions	Base MSRP
<b>A. Folio Bookcase - 2 Shelf</b>			
ST.FO.BC.2S.301328	Folio Bookcase (2 Shelf) - 30"W	28"H × 30"W × 13"D	CALL
ST.FO.BC.2S.361328	Folio Bookcase (2 Shelf) - 36"W	28"H × 36"W × 13"D	CALL
ST.FO.BC.2S.421328	Folio Bookcase (2 Shelf) - 42"W	28"H × 42"W × 13"D	CALL
<b>B. Folio Bookcase - 3 Shelf</b>			
ST.FO.BC.3S.301340	Folio Bookcase (3 Shelf) - 30"W	40"H × 30"W × 13"D	CALL
ST.FO.BC.3S.361340	Folio Bookcase (3 Shelf) - 36"W	40"H × 36"W × 13"D	CALL
ST.FO.BC.3S.421340	Folio Bookcase (3 Shelf) - 42"W	40"H × 42"W × 13"D	CALL
<b>C. Folio Bookcase - 4 Shelf</b>			
ST.FO.BC.4S.301353	Folio Bookcase (4 Shelf) - 30"W	53"H × 30"W × 13"D	CALL
ST.FO.BC.4S.361353	Folio Bookcase (4 Shelf) - 36"W	53"H × 36"W × 13"D	CALL
ST.FO.BC.4S.421353	Folio Bookcase (4 Shelf) - 42"W	53"H × 42"W × 13"D	CALL
<b>D. Folio Bookcase - 5 Shelf</b>			
ST.FO.BC.5S.301365	Folio Bookcase (5 Shelf) - 30"W	65"H × 30"W × 13"D	CALL
ST.FO.BC.5S.361365	Folio Bookcase (5 Shelf) - 36"W	65"H × 36"W × 13"D	CALL
ST.FO.BC.5S.421365	Folio Bookcase (5 Shelf) - 42"W	65"H × 42"W × 13"D	CALL
<b>E. Folio Bookcase - 6 Shelf</b>			
ST.FO.BC.6S.301377	Folio Bookcase (6 Shelf) - 30"W	77"H × 30"W × 13"D	CALL
ST.FO.BC.6S.361377	Folio Bookcase (6 Shelf) - 36"W	77"H × 36"W × 13"D	CALL
ST.FO.BC.6S.421377	Folio Bookcase (6 Shelf) - 42"W	77"H × 42"W × 13"D	CALL

Pricing is subject to change every six months due to costs of raw materials.





## MooreCo Schoolworks Curved Bookcase

A versatile and modern storage solution for classrooms, media spaces, and libraries.

Schoolworks Bookcases are designed to be modular to work where you need them. Available in multiple heights with either single- or double-sided configuration.

The standard single model includes two height adjustable shelves. Back panel features a peg board panel for additional storage of tools or supplies.

The double-sided bookcase provides twice the shelving capacity and may be combined with soft seating to create a multi-functional reading and lounge space.

Bookcases come standard with casters and platinum perforated panel. Legs also available.

Multiple accessory options available, including handles and magnetic ganging.

SCS Indoor Advantage Gold Certified.

### Standard Includes

- Single sided (.SS)
- Double sided (.DS)
- Curved (.C)
- Adjustable shelves
- 3" locking casters
- Platinum perforated panel
- Laminate construction with matching edge banding

### Required to Specify

Finishes:

- Laminate selections (-XXXX) (see pp. 7-10 for swatches)

Frame:

- Black (.7BK)
- Charcoal Metallic (.7CM)
- Platinum (.7PL)

### Options

- With handle (.WHL) or without handle (.NHL)
- With magnetic ganging (.WGN) or without magnetic ganging (.NGN)

Part No.	Description	Dimensions	Base MSRP
<b>A. Schoolworks Curved Bookcase - Single Sided (35"H)</b>			
ST.SW.C.C.SS.6035.7PL.NHL.NGN-XXXX	Schoolworks Curved Bookcase (Single Sided)	35"H × 60"W × 22.5"D	
ST.SW.C.C.SS.6035.7PL.WHL.NGN-XXXX	Schoolworks Curved Bookcase (Single Sided) + Handle	35"H × 60"W × 22.5"D	
ST.SW.C.C.SS.6035.7PL.NHL.WGN-XXXX	Schoolworks Curved Bookcase (Single Sided) + Magnetic Ganging	35"H × 60"W × 22.5"D	
ST.SW.C.C.SS.6035.7PL.WHL.WGN-XXXX	Schoolworks Curved Bookcase (Single Sided) + Handle + Magnetic Ganging	35"H × 60"W × 22.5"D	
<b>B. Schoolworks Curved Bookcases - Single Sided (42"H)</b>			
ST.SW.C.C.SS.6042.7PL.NHL.NGN-XXXX	Schoolworks Curved Bookcase (Single Sided)	42"H × 60"W × 22.5"D	
ST.SW.C.C.SS.6042.7PL.WHL.NGN-XXXX	Schoolworks Curved Bookcase (Single Sided) + Handle	42"H × 60"W × 22.5"D	
ST.SW.C.C.SS.6042.7PL.NHL.WGN-XXXX	Schoolworks Curved Bookcase (Single Sided) + Magnetic Ganging	42"H × 60"W × 22.5"D	
ST.SW.C.C.SS.6042.7PL.WHL.WGN-XXXX	Schoolworks Curved Bookcase (Single Sided) + Handle + Magnetic Ganging	42"H × 60"W × 22.5"D	
<b>C. Schoolworks Curved Bookcases - Double Sided (35"H)</b>			
ST.SW.C.C.DS.6035.7PL.NHL.NGN-XXXX	Schoolworks Curved Bookcase (Double Sided)	35"H × 60"W × 26.5"D	
ST.SW.C.C.DS.6035.7PL.WHL.NGN-XXXX	Schoolworks Curved Bookcase (Double Sided) + Handle	35"H × 60"W × 26.5"D	
ST.SW.C.C.DS.6035.7PL.NHL.WGN-XXXX	Schoolworks Curved Bookcase (Double Sided) + Magnetic Ganging	35"H × 60"W × 26.5"D	
ST.SW.C.C.DS.6035.7PL.WHL.WGN-XXXX	Schoolworks Curved Bookcase (Double Sided) + Handle + Magnetic Ganging	35"H × 60"W × 26.5"D	
<b>D. Schoolworks Curved Bookcases - Double Sided (42"H)</b>			
ST.SW.C.C.DS.6042.7PL.NHL.NGN-XXXX	Schoolworks Curved Bookcase (Double Sided)	42"H × 60"W × 26.5"D	
ST.SW.C.C.DS.6042.7PL.WHL.NGN-XXXX	Schoolworks Curved Bookcase (Double Sided) + Handle	42"H × 60"W × 26.5"D	
ST.SW.C.C.DS.6042.7PL.NHL.WGN-XXXX	Schoolworks Curved Bookcase (Double Sided) + Magnetic Ganging	42"H × 60"W × 26.5"D	
ST.SW.C.C.DS.6042.7PL.WHL.WGN-XXXX	Schoolworks Curved Bookcase (Double Sided) + Handle + Magnetic Ganging	42"H × 60"W × 26.5"D	



## MooreCo Schoolworks Straight Bookcase

A versatile and modern storage solution for classrooms, media spaces, and libraries.

Schoolworks Bookcases are designed to be modular to work where you need them. Available in multiple heights with either single- or double-sided configuration.

The standard single model includes two height adjustable shelves. Back panel features a peg board panel for additional storage of tools or supplies.

The double-sided bookcase provides twice the shelving capacity and may be combined with soft seating to create a multi-functional reading and lounge space.

Bookcases come standard with casters and platinum perforated panel. Legs also available.

Multiple accessory options available, including handles and magnetic ganging.

SCS Indoor Advantage Gold Certified.

### Standard Includes

- Single sided (.SS)
- Double sided (.DS)
- Straight (.S)
- Adjustable shelves
- 3" locking casters
- Platinum perforated panel
- Laminate construction with matching edge banding

### Required to Specify

Finishes:

- Laminate selections (-XXXX) (see pp. 7-10 for swatches)

Frame:

- Black (.7BK)
- Charcoal Metallic (.7CM)
- Platinum (.7PL)

### Options

- With handle (.WHL) or without handle (.NHL)
- With magnetic ganging (.WGN) or without magnetic ganging (.NGN)

Part No.	Description	Dimensions	Base MSRP
<b>A. Schoolworks Straight Bookcase - Single Sided (35"H)</b>			
ST.SW.C.S.SS.4235.7PL.NHL.NGN-XXXX	Schoolworks Straight Bookcase (Single Sided)	35"H × 42"W × 16.5"D	
ST.SW.C.S.SS.4235.7PL.WHL.NGN-XXXX	Schoolworks Straight Bookcase (Single Sided) + Handle	35"H × 42"W × 16.5"D	
ST.SW.C.S.SS.4235.7PL.NHL.WGN-XXXX	Schoolworks Straight Bookcase (Single Sided) + Magnetic Ganging	35"H × 42"W × 16.5"D	
ST.SW.C.S.SS.4235.7PL.WHL.WGN-XXXX	Schoolworks Straight Bookcase (Single Sided) + Handle + Magnetic Ganging	35"H × 42"W × 16.5"D	
<b>B. Schoolworks Straight Bookcases - Single Sided (42"H)</b>			
ST.SW.C.S.SS.4242.7PL.NHL.NGN-XXXX	Schoolworks Straight Bookcase (Single Sided)	42"H × 60"W × 22.5"D	
ST.SW.C.S.SS.4242.7PL.WHL.NGN-XXXX	Schoolworks Straight Bookcase (Single Sided) + Handle	42"H × 60"W × 22.5"D	
ST.SW.C.S.SS.4242.7PL.NHL.WGN-XXXX	Schoolworks Straight Bookcase (Single Sided) + Magnetic Ganging	42"H × 60"W × 22.5"D	
ST.SW.C.S.SS.4242.7PL.WHL.WGN-XXXX	Schoolworks Straight Bookcase (Single Sided) + Handle + Magnetic Ganging	42"H × 60"W × 22.5"D	
<b>C. Schoolworks Straight Bookcases - Double Sided (35"H)</b>			
ST.SW.C.S.DS.4235.7PL.NHL.NGN-XXXX	Schoolworks Straight Bookcase (Double Sided)	35"H × 42"W × 21"D	
ST.SW.C.S.DS.4235.7PL.WHL.NGN-XXXX	Schoolworks Straight Bookcase (Double Sided) + Handle	35"H × 42"W × 21"D	
ST.SW.C.S.DS.4235.7PL.NHL.WGN-XXXX	Schoolworks Straight Bookcase (Double Sided) + Magnetic Ganging	35"H × 42"W × 21"D	
ST.SW.C.S.DS.4235.7PL.WHL.WGN-XXXX	Schoolworks Straight Bookcase (Double Sided) + Handle + Magnetic Ganging	35"H × 42"W × 21"D	
<b>D. Schoolworks Straight Bookcases - Double Sided (42"H)</b>			
ST.SW.C.S.DS.4242.7PL.NHL.NGN-XXXX	Schoolworks Straight Bookcase (Double Sided)	42"H × 42"W × 21"D	
ST.SW.C.S.DS.4242.7PL.WHL.NGN-XXXX	Schoolworks Straight Bookcase (Double Sided) + Handle	42"H × 42"W × 21"D	
ST.SW.C.S.DS.4242.7PL.NHL.WGN-XXXX	Schoolworks Straight Bookcase (Double Sided) + Magnetic Ganging	42"H × 42"W × 21"D	
ST.SW.C.S.DS.4242.7PL.WHL.WGN-XXXX	Schoolworks Straight Bookcase (Double Sided) + Handle + Magnetic Ganging	42"H × 42"W × 21"D	



## MooreCo Array Shelving (Starter Units)

Flexible and customizable storage works in any space. The Array Shelving collection is a set of sturdy and modular shelves perfect for libraries, classrooms, or office spaces.

Available in stand alone, starter, adder, ender, and mobile units.

Laminate construction with PVC edge banding.

Available in a variety of laminates, or customize with your choice of finishes.

SCS Indoor Advantage Gold Certified.

### Standard Includes

- Single sided (.S)
- Double sided (.DS)
- 36" wide units
- Shelves are 12" deep
- Adjustable shelves
- 36"H has 2 shelves per side
- 42"H has 3 shelves per side
- 48"H has 3 shelves per side
- 60"H has 4 shelves per side
- 72"H has 5 shelves per side
- Laminate construction with matching edge banding
- Standard adjustable floor glides

### Required to Specify

- Laminate selections (-XXXX) (see pp. 7-10 for swatches)

Part No.	Description	Dimensions	Base MSRP
<b>A. Array Shelving (Starter Units) - Single Sided</b>			
SH.AR.SL.S.361236	Array Shelving Starter Unit (Single Sided) - 36"H	36"H × 36"W × 12"D	
SH.AR.SL.S.361242	Array Shelving Starter Unit (Single Sided) - 42"H	42"H × 36"W × 12"D	
SH.AR.SL.S.361248	Array Shelving Starter Unit (Single Sided) - 48"H	48"H × 36"W × 12"D	
SH.AR.SL.S.361260	Array Shelving Starter Unit (Single Sided) - 60"H	60"H × 36"W × 12"D	
SH.AR.SL.S.361272	Array Shelving Starter Unit (Single Sided) - 72"H	72"H × 36"W × 12"D	
<b>B. Array Shelving (Starter Units) - Double Sided</b>			
SH.AR.SL.DS.362436	Array Shelving Starter Unit (Double Sided) - 36"H	36"H × 36"W × 24"D	
SH.AR.SL.DS.362442	Array Shelving Starter Unit (Double Sided) - 42"H	42"H × 36"W × 24"D	
SH.AR.SL.DS.362448	Array Shelving Starter Unit (Double Sided) - 48"H	48"H × 36"W × 24"D	
SH.AR.SL.DS.362460	Array Shelving Starter Unit (Double Sided) - 60"H	60"H × 36"W × 24"D	
SH.AR.SL.DS.362472	Array Shelving Starter Unit (Double Sided) - 72"H	72"H × 36"W × 24"D	



## MooreCo Array Shelving (Adder Units)

Flexible and customizable storage works in any space. The Array Shelving collection is a set of sturdy and modular shelves perfect for libraries, classrooms, or office spaces.

Available in stand alone, starter, adder, ender, and mobile units.

Laminate construction with PVC edge banding.

Available in a variety of laminates, or customize with your choice of finishes.

SCS Indoor Advantage Gold Certified.

### Standard Includes

- Single sided (.S)
- Double sided (.DS)
- 36" wide units
- Shelves are 12" deep
- Adjustable shelves
- 36"H has 2 shelves per side
- 42"H has 3 shelves per side
- 48"H has 3 shelves per side
- 60"H has 4 shelves per side
- 72"H has 5 shelves per side
- Laminate construction with matching edge banding
- Standard adjustable floor glides

### Required to Specify

- Laminate selections (-XXXX) (see pp. 7-10 for swatches)

Part No.	Description	Dimensions	Base MSRP
<b>A. Array Shelving (Adder Units) - Single Sided</b>			
SH.AR.SL.A.361236	Array Shelving Adder Unit (Single Sided) - 36"H	36"H × 36"W × 12"D	
SH.AR.SL.A.361242	Array Shelving Adder Unit (Single Sided) - 42"H	42"H × 36"W × 12"D	
SH.AR.SL.A.361248	Array Shelving Adder Unit (Single Sided) - 48"H	48"H × 36"W × 12"D	
SH.AR.SL.A.361260	Array Shelving Adder Unit (Single Sided) - 60"H	60"H × 36"W × 12"D	
SH.AR.SL.A.361272	Array Shelving Adder Unit (Single Sided) - 72"H	72"H × 36"W × 12"D	
<b>B. Array Shelving (Adder Units) - Double Sided</b>			
SH.AR.SL.DA.362436	Array Shelving Adder Unit (Double Sided) - 36"H	36"H × 36"W × 24"D	
SH.AR.SL.DA.362442	Array Shelving Adder Unit (Double Sided) - 42"H	42"H × 36"W × 24"D	
SH.AR.SL.DA.362448	Array Shelving Adder Unit (Double Sided) - 48"H	48"H × 36"W × 24"D	
SH.AR.SL.DA.362460	Array Shelving Adder Unit (Double Sided) - 60"H	60"H × 36"W × 24"D	
SH.AR.SL.DA.362472	Array Shelving Adder Unit (Double Sided) - 72"H	72"H × 36"W × 24"D	



## MooreCo Array Shelving (Ender Units)

Flexible and customizable storage works in any space. The Array Shelving collection is a set of sturdy and modular shelves perfect for libraries, classrooms, or office spaces.

Available in stand alone, starter, adder, ender, and mobile units.

Laminate construction with PVC edge banding.

Available in a variety of laminates, or customize with your choice of finishes.

SCS Indoor Advantage Gold Certified.

### Standard Includes

- Single sided (.S)
- Double sided (.DS)
- 36" wide units
- Shelves are 12" deep
- Adjustable shelves
- 36"H has 2 shelves per side
- 42"H has 3 shelves per side
- 48"H has 3 shelves per side
- 60"H has 4 shelves per side
- 72"H has 5 shelves per side
- Laminate construction with matching edge banding
- Standard adjustable floor glides

### Required to Specify

- Laminate selections (-XXXX) (see pp. 7-10 for swatches)

Part No.	Description	Dimensions	Base MSRP
<b>A. Array Shelving (Ender Units) - Single Sided</b>			
SH.AR.SL.E.361236	Array Shelving Ender Unit (Single Sided) - 36"H	36"H × 36"W × 12"D	
SH.AR.SL.E.361242	Array Shelving Ender Unit (Single Sided) - 42"H	42"H × 36"W × 12"D	
SH.AR.SL.E.361248	Array Shelving Ender Unit (Single Sided) - 48"H	48"H × 36"W × 12"D	
SH.AR.SL.E.361260	Array Shelving Ender Unit (Single Sided) - 60"H	60"H × 36"W × 12"D	
SH.AR.SL.E.361272	Array Shelving Ender Unit (Single Sided) - 72"H	72"H × 36"W × 12"D	
<b>B. Array Shelving (Ender Units) - Double Sided</b>			
SH.AR.SL.DE.362436	Array Shelving Ender Unit (Double Sided) - 36"H	36"H × 36"W × 24"D	
SH.AR.SL.DE.362442	Array Shelving Ender Unit (Double Sided) - 42"H	42"H × 36"W × 24"D	
SH.AR.SL.DE.362448	Array Shelving Ender Unit (Double Sided) - 48"H	48"H × 36"W × 24"D	
SH.AR.SL.DE.362460	Array Shelving Ender Unit (Double Sided) - 60"H	60"H × 36"W × 24"D	
SH.AR.SL.DE.362472	Array Shelving Ender Unit (Double Sided) - 72"H	72"H × 36"W × 24"D	

Pricing is subject to change every six months due to costs of raw materials.



## MooreCo Array Shelving (Stand Alone Units)

Flexible and customizable storage works in any space. The Array Shelving collection is a set of sturdy and modular shelves perfect for libraries, classrooms, or office spaces.

Available in stand alone, starter, adder, ender, and mobile units.

Laminate construction with PVC edge banding.

Available in a variety of laminates, or customize with your choice of finishes.

SCS Indoor Advantage Gold Certified.

### Standard Includes

- Single sided (.S)
- Double sided (.DS)
- 36" wide units
- Shelves are 12" deep
- Adjustable shelves
- 36"H has 2 shelves per side
- 42"H has 3 shelves per side
- 48"H has 3 shelves per side
- 60"H has 4 shelves per side
- 72"H has 5 shelves per side
- Laminate construction with matching edge banding
- Standard adjustable floor glides

### Required to Specify

- Laminate selections (-XXXX) (see pp. 7-10 for swatches)

Part No.	Description	Dimensions	Base MSRP
<b>A. Array Shelving (Stand Alone Units) - Single Sided</b>			
SH.AR.SL.O.361236	Array Shelving Stand Alone Unit (Single Sided) - 36"H	36"H × 36"W × 12"D	
SH.AR.SL.O.361242	Array Shelving Stand Alone Unit (Single Sided) - 42"H	42"H × 36"W × 12"D	
SH.AR.SL.O.361248	Array Shelving Stand Alone Unit (Single Sided) - 48"H	48"H × 36"W × 12"D	
SH.AR.SL.O.361260	Array Shelving Stand Alone Unit (Single Sided) - 60"H	60"H × 36"W × 12"D	
SH.AR.SL.O.361272	Array Shelving Stand Alone Unit (Single Sided) - 72"H	72"H × 36"W × 12"D	
<b>B. Array Shelving (Stand Alone Units) - Double Sided</b>			
SH.AR.SL.DO.362436	Array Shelving Stand Alone Unit (Double Sided) - 36"H	36"H × 36"W × 24"D	
SH.AR.SL.DO.362442	Array Shelving Stand Alone Unit (Double Sided) - 42"H	42"H × 36"W × 24"D	
SH.AR.SL.DO.362448	Array Shelving Stand Alone Unit (Double Sided) - 48"H	48"H × 36"W × 24"D	
SH.AR.SL.DO.362460	Array Shelving Stand Alone Unit (Double Sided) - 60"H	60"H × 36"W × 24"D	
SH.AR.SL.DO.362472	Array Shelving Stand Alone Unit (Double Sided) - 72"H	72"H × 36"W × 24"D	



## MooreCo Array Shelving (Mobile Units)

Flexible and customizable storage works in any space. The Array Shelving collection is a set of sturdy and modular shelves perfect for libraries, classrooms, or office spaces.

Available in stand alone, starter, adder, ender, and mobile units.

Laminate construction with PVC edge banding.

Available in a variety of laminates, or customize with your choice of finishes.

SCS Indoor Advantage Gold Certified.

### Standard Includes

- Double sided (.DS)
- 36" wide units
- Shelves are 12" deep
- Adjustable shelves
- 36"H has 2 shelves per side
- 42"H has 3 shelves per side
- 45"H has 3 shelves per side
- 48"H has 3 shelves per side
- Laminate construction with matching edge banding
- Standard adjustable floor glides

### Required to Specify

- Laminate selections (XXXX) (see pp. 7-10 for swatches)

Part No.	Description	Dimensions	Base MSRP
<b>A. Array Shelving (Mobile Units) - Double Sided</b>			
SH.AR.SLC.DS.362436	Array Shelving Mobile Unit (Double Sided) - 36"H	36"H × 36"W × 24"D	
SH.AR.SLC.DS.362442	Array Shelving Mobile Unit (Double Sided) - 42"H	42"H × 36"W × 24"D	
SH.AR.SLC.DS.362445	Array Shelving Mobile Unit (Double Sided) - 45"H	45"H × 36"W × 24"D	
SH.AR.SLC.DS.362448	Array Shelving Mobile Unit (Double Sided) - 48"H	48"H × 36"W × 24"D	



## iTeach® Spider Flat Panel Cart

Engage your audience anywhere with either version of the modern black iTeach® Spider Flat Panel Cart, a stylish solution to your flat panel mobility needs.

Available in either an electric or manual height adjustable model. Sleek black finish adds a dramatic and modern touch to any environment.

Electric version comes with an easy to use wired remote that allows for 18" of smooth height adjustment (from 37" at the bottom to 55" at the top)

Manual height adjust version features a mounting bracket that can be attached at six different heights. The brackets range from 20-5/8" at the bottom to 67-7/8" at the top. Each set of brackets is 6-1/4" apart.

Overall dimensions of height adjustment will vary depending on the size of your display.

SCS Indoor Advantage Gold Certified.

### Standard Includes

- Black powder-coated steel finish
- Supports a display up to 100"/250 lbs including all accessories and cables
- VESA mount size up to 800x600

### Options

- Optional locking storage cabinet available.

Part No.	Description	Dimensions	Ship Wt.	Base MSRP
<b>A. iTeach Spider Flat Panel Cart</b>				
37675	iTeach Spider Flat Panel Cart – Electric Height Adjustable	75" – 98"H × 58"W × 30.3"D	219 lbs	\$2,679.23
37650	iTeach Spider Flat Panel Cart – Manual Height Adjustable	74"H × 58"W × 30.3"D	184 lbs	\$1,352.90
<b>B. Optional Accessories</b>				
36614	iTeach Spider Locking Storage Cabinet	26.9"H × 17.9"W × 15.1"D	36 lbs	\$489.43
36615	iTeach Spider Sidewing Arm + Shelf (1)	89.3" – 130.4"W × 12.6"D	20 lbs	\$196.30

**DISCONTINUED: Products in red available while supplies last!**



Manual adjust model



Electric model shown with optional accessories



## MediaSpace Flat Panel Cart

Sleek and stylish MediaSpace Flat Panel Cart provides safe and easy flat panel mobility while adding modern elegance to any multimedia environment, with durable design, materials, and versatile storage options.

Keep cables under control with wiring channel in main pillar and multiple grommets, keeping the appearance clean and minimalist.

SCS Indoor Advantage Gold Certified.

### Standard Includes

- Scratch-resistant white laminate and black powder-coated steel frame
- Supports a display up to 60"/125 lbs on an angle-adjustable bracket
- Removable back panel for cable access
- Body features wire management channel and multiple grommets
- Four casters (locking)

Part No.	Description	Dimensions	Ship Wt.	Base MSRP
<b>A. MediaSpace Flat Panel Cart</b>				
27809	MediaSpace Flat Panel Cart	70"H × 34.1"W × 21.8"D	156 lbs	\$1,571.16



## iTeach® Flat Panel Wall Mount

Capture your audience's attention with the iTeach® Flat Panel Wall Mount, providing a modern solution to your flat panel mounting needs. Attach the mount wherever needed on your wall to allow easy accessibility and optimal viewing.

SCS Indoor Advantage Gold Certified.

### Standard Includes

- Electric powered height adjustment of 18"
- Wired remote control
- 800x600 VESA mounts
- Holds up to 250 lbs if mounted per instructions
- Black powder-coated steel finish

Part No.	Description	Dimensions	Ship Wt.	Base MSRP
<b>A. iTeach Flat Panel Wall Mount</b>				
37745	iTeach Flat Panel Wall Mount	36" – 46"H × 37.5"W × 8"D	55 lbs	\$1,651.36



## iTeach® Flat Panel Mount + Whiteboard System

Keep your whiteboard space while adding modern interactive technology to your classroom, training room, or other collaborative spaces.

We've bundled two whiteboards plus an iTeach Flat Panel Wall Mount to provide you full use of the front of the classroom or training space for interactivity without sacrificing your whiteboard space.

All whiteboard materials are magnetic porcelain steel for smooth writing, clean erasing, and excellent color contrast with dry erase markers. Boards available with our quality deluxe aluminum trim, which features a full-length map rail and accessory tray. Or choose the more economical ABC trim, which features aluminum corner caps on the top trim.

The flat panel mount features a sleek black finish, and is powered with an electric motor for 18" of smooth height adjustment with a simple touch of a button on the handy wired remote. The durable flat panel bracket supports 800×600 VESA mounts and a flat panel up to 250 lbs.

SCS Indoor Advantage Gold Certified.

### Includes

- See p. 225 for iTeach Wall Mount specifications
- See p. 20 for Porcelain Steel Whiteboard + Deluxe Aluminum Trim specifications
- See p. 26 for Porcelain Steel Whiteboard + ABC Trim specifications

### Options

- Boards available with Deluxe Aluminum or ABC Trim
- Boards available in a variety of sizes

Part No.	Description	Ship Wt.	Base MSRP
<b>A. iTeach Flat Panel Mount + Whiteboard System</b>			
74302	iTeach Flat Panel Mount + (2) Porcelain Steel Deluxe Aluminum (4'H × 4'W)	193 lbs	\$2,296.34
74303	iTeach Flat Panel Mount + (2) Porcelain Steel Deluxe Aluminum (4'H × 6'W)	243 lbs	\$2,506.24
74304	iTeach Flat Panel Mount + (2) Porcelain Steel Deluxe Aluminum (4'H × 8'W)	295 lbs	\$2,749.43
74305	iTeach Flat Panel Mount + (2) Porcelain Steel ABC (4'H × 4'W)	165 lbs	\$2,202.12
74306	iTeach Flat Panel Mount + (2) Porcelain Steel ABC (4'H × 6'W)	203 lbs	\$2,419.09
74307	iTeach Flat Panel Mount + (2) Porcelain Steel ABC (4'H × 8'W)	239 lbs	\$2,537.63



## Avid Podium

Ideal for the teacher on-the-go, the Avid Podium is a stylish and mobile solution to today's changing classroom needs.

Features a durable angled top with a paper stop, and a platinum steel base. Grommet provides easy cable management.

Base features a locking cabinet to accommodate all of your devices and materials.

**Please note:** Custom orders and whiteboard top option are subject to an upcharge and laminate availability. Please contact your sales representative for current availability and lead time information.

SCS Indoor Advantage Gold Certified.

### Standard Includes

- HPL top with T-mold edge band
- Powder-coated platinum steel base
- Locking storage cabinet integrated in the base
- 3" locking non-marring casters

### Options

- Customizable HPL (see p. 7-8 for swatches)
- Customizable edge band (see p. 7-8 for swatches)
- Clamp Mount Outlet & USB Charger available

Part No.	Description	Dimensions	Ship Wt.	Base MSRP
<b>A. Avid Podium</b>				
91198-XXXX-XX	Avid Podium	43" - 49"H × 19.8"W × 20.8"D	87 lbs	\$1,363.41



## Trend Podium

The innovative and stylish Trend Podium Desk is a stylish and functional piece for any instructional or audio visual environment.

**Please note:** Custom orders and whiteboard top option are subject to an upcharge and laminate availability. Please contact your sales representative for current availability and lead time information.

SCS Indoor Advantage Gold Certified.

### Standard Includes

- 1" thick HPL top with T-mold edge band
- Height adjustable angled podium top measures 43" – 49"H × 19.8"W × 20.8"D
- Podium top includes paper stop
- Grommets included in the podium body
- Podium includes an integrated locking cabinet with two adjustable interior shelves
- Interior dimensions of locking cabinet are 29.8"H × 16.5"W × 15.5"D
- Powder-coated platinum steel base
- 3" locking non-marring casters

### Options

- Customizable HPL (see p. 7–8 for swatches)
- Customizable edge band (see p. 7–8 for swatches)
- Pop-Up Grommet Outlet & USB Charger available
- Clamp Mount Outlet & USB Charger available

Part No.	Description	Dimensions	Ship Wt.	Base MSRP
<b>A. Trend Podium</b>				
58230-XXXX-XX	Trend Podium	43" – 49"H × 19.8"W × 20.8"D	87 lbs	\$1,330.93

**DISCONTINUED: Available while supplies last!**



## Presentation Cart

The Presentation Cart provides AV equipment space and storage in one compact unit.

Black powder-coated steel frame includes 3"casters. Available with gray shelving.

Top shelf and laptop shelf are 18"W x 14"D. Laptop shelf adjusts from 19" to 39.5"H. Bottom shelf measures 18"W x 18"D.

SCS Indoor Advantage Gold Certified.

Part No.	Description	Dimensions	Ship Wt.	Base MSRP
<b>A. Presentation Cart</b>				
89759	Presentation Cart (Gray)	40.3"H x 18"W x 30"D	50 lbs	\$532.10



## Makerspace 3D Printer Cart

3D printing gets simplified and organized with closed storage, sturdy casters, accessory shelf, and visible filament spool storage.

Detachable side shelf creates extended work surface or can be stored on the side of the cart for quick access.

Includes four stationary shelves and five clear tubs (three small, two large). Locking door keeps technology secure while stored.

Six hooks provide ample storage for 3D printer filament reels.

Durable, washable Grey Nebula laminate exterior features platinum ABS edge band and commercial quality 3" skate casters (two locking).

Covered by a 12 year limited warranty.

SCS Indoor Advantage Gold Certified.

### Includes

- Grey Nebula laminate with platinum ABS edge band
- Commercial quality 3" skate casters (two locking)
- Detachable side shelf measures 18"W x 18"D
- Four stationary shelves
- Five storage tubs (three small, two large)
- Six filament reel hooks

Part No.	Description	Dimensions	Ship Wt.	Base MSRP
<b>A. Makerspace 3D Printer Cart</b>				
91413	Makerspace 3D Printer Cart	38"H x 48"W x 21"D	129 lbs	\$1,460.23



## MoorePower® Tower

Get convenient access to power in your multiuser table groups with the versatile and capable MoorePower® Tower. Provides instant AC outlet and USB charging access to multiple users in group seating arrangements.

Ideal for providing power to laptops, Chromebooks, tablets, or smart phones. Power capacity is provided through a single 3-prong plug. Users no longer have to search for or share power outlets.

SCS Indoor Advantage Gold Certified. ETL certified to UL 1363.2018 Ed. 5.

### Includes

- Four faces each include two AC outlets and two USB outlets (total of eight each)
- Four dual-wheel casters (two locking)
- Durable powder-coated steel frame in platinum
- Cord winder and 13.5' power cable

Part No.	Description	Dimensions	Ship Wt.	Base MSRP
<b>A. MoorePower Tower</b>				
27735	MoorePower Tower	40"H × 17.5"W × 17.5"D	25 lbs	\$723.25





## Pop-Up Grommet Outlet & USB Charger

The Pop-Up Grommet Outlet & USB Charger will add instant convenient AC power and USB charging accessibility to your unused grommet.

Keep your laptops, tablets, phones, or other mobile computing devices charged and ready to go at your desk, in your conference room, or anywhere else power access is needed.

Retractable body keeps your workspace uncluttered when not in use.

SCS Indoor Advantage Gold Certified. UL/cUL listed. Tested for UL 962A (furniture power distribution) and UL 1449 (surge protective device).

### Includes

- Four AC outlets
- Two USB charging ports
- 10' power cord
- Measures 2.9" diameter
- Requires a 2.4" (60mm) hole for mounting
- Includes overcurrent and voltage surge protection

Part No.	Description	Dimensions	Ship Wt.	Base MSRP
<b>A. Pop-Up Grommet Outlet &amp; USB Charger</b>				
66666	Pop-Up Grommet Outlet & USB Charger	11.6"H × 2.9"W × 2.9"D	2 lbs	\$126.44



## Clamp Mount Outlet & USB Charger

The Clamp Mount Outlet & USB Charger adds instant convenient AC power and USB charging accessibility to your desktop.

Keep your laptops, tablets, phones, or other mobile computing devices charged and ready to go at your desk, in your conference room, or anywhere else power access is needed. Handy lip can be used as a tablet stand. Accommodates the Otterbox Defender case with cover.

SCS Indoor Advantage Gold Certified. UL/cUL listed. Tested for UL 962A (furniture power distribution).

Electrical rating: 12A (Derated from 15A due to UL 962A), 125V, 50/60Hz

EMI/RFI Noise Filtration: 150kHz~100MHz up to 37dB reduction

USB Output: 5V/2.1A max total

### Includes

- Three AC outlets
- Two USB charging ports
- 10' power cord
- Adjusts to fit a desk top from 3/4" to 2" thick

Part No.	Description	Dimensions	Ship Wt.	Base MSRP
<b>A. Clamp Mount Outlet &amp; USB Charger</b>				
66675	Clamp Mount Outlet & USB Charger	5.3"H × 7.3"W × 3"D	3 lbs	\$110.43



## Power Strip + Surge Protector

Surge protected power strips mount easily to the exterior of many products.

SCS Indoor Advantage Gold Certified.

### Options

- Basic power strip includes four AC outlets, on/off switch, 25' cord and cord winder
- Deluxe power strip features seven AC outlets, an on/off switch, a 25' cord and cord winder

Part No.	Description	Dimensions	Ship Wt.	Base MSRP
<b>A. Power Strips + Surge Protection</b>				
66450	Basic Power Strip with Surge Protector	4 Outlets / 25' Cord / Cord Winder	4 lbs	\$89.50
66572	Deluxe Power Strip with Surge Protector	7 Outlets / 25' Cord / Cord Winder	4 lbs	\$127.04





**Section IV:**  
Compass Cabinets

## Compass Cabinets

We created a series of cabinets with teachers and students in mind, allowing for space, movement, ample storage, and adaptability. Available in nine base sizes, the Compass cabinets are light and mobile, making them ideal for active teaching. Add handles to quickly and smoothly move materials throughout the entire classroom.

Easily create custom filing stations, work tables, or teacher desk spaces with these durable cabinets, reinforced with braces for structural stability. Fill your cabinets with shelves, cubbies, or plastic totes to suit your lesson plans and curriculum. Side panels and optional handles match our Hierarchy family of colors, encouraging creativity, play, and school spirit.

Optional add-ons include peg side panels, Ogee double-sided whiteboard tops, TV mounts, laminate or butcher block tabletops, wardrobe hooks, porcelain steel whiteboard backs, and more. Crafted with durable and easy-to-clean steel, these cabinets will last years, simplifying daily activity for teachers while keeping students engaged.

**Please note:** Custom orders and whiteboard top option are subject to an upcharge and laminate availability. Please contact your sales representative for current availability and lead time information.

SCS Indoor Advantage Gold Certified.

### Standard Includes

- Side panels made with 18-gauge powder coated steel reinforced with two 20-gauge 25mm square steel tubes
- Dual-wheel high durability 100mm casters (two locking) constructed from a reinforced plastic body with non-marking gray polyurethane wheels

### Options

- Available with open storage or locking doors
- Available with standard platinum steel or porcelain whiteboard back panel
- Side panels with two rows of 14 peg holes (available in multiple colors)
- Side panels fully perforated for peg storage
- Top options include handles (in all colors), laminate table top, butcher block table top, Ogee whiteboard easel top, TV mount top, and lectern top (see line lists for availability)
- Customizable HPL on laminate and lectern top options (see p. 7-8 for swatches)
- Customizable edge band on laminate and lectern top options (see p. 7-8 for swatches)
- Glides available
- Interior filling options include shelves, sliding totes available in three sizes, cubbies, and combinations (see line lists for availability)
- Custom options available (call for information on customization)



Compass Mini H1



Compass Mini H2



Compass Mini H3



Compass Midi H1



Compass Midi H2



Compass Midi H3



Compass Maxi H1



Compass Maxi H2



Compass Maxi H3



Compass Grande

## Compass Cabinets: Mini H1



Key	Part No.	Size	Dimensions	Back Panel	Side Panel	Doors	Interior Filling	Casters	Top	Base MSRP
A.	A1A2X4C1X0	Mini H1	25.9"H × 14.8"W × 19.2"D	Standard	Peg	Right	(3) 3" Totes + (1) 6" Tote	Y		\$1,219.32
B.	A1A2X4C1F0	Mini H1	28.4"H × 14.8"W × 19.2"D	Standard	Peg	Right	(3) 3" Totes + (1) 6" Tote	Y	Handles	\$1,292.09
C.	A1A2X4C1D0-XXXX-XX	Mini H1	31.9"H × 24"W × 20"D	Standard	Peg	Right	(3) 3" Totes + (1) 6" Tote	Y	Laminate	\$1,552.82
D.	A1A2X4A1X0	Mini H1	25.9"H × 14.8"W × 19.2"D	Standard	Peg	Right	(5) 3" Totes	Y		\$1,255.71
E.	A1A2X4A1F0	Mini H1	28.4"H × 14.8"W × 19.2"D	Standard	Peg	Right	(5) 3" Totes	Y	Handles	\$1,328.47
F.	A1A2X4A1D0-XXXX-XX	Mini H1	31.9"H × 24"W × 20"D	Standard	Peg	Right	(5) 3" Totes	Y	Laminate	\$1,589.21
G.	A1A2X4D1X0	Mini H1	25.9"H × 14.8"W × 19.2"D	Standard	Peg	Right	Shelves	Y		\$931.61
H.	A1A2X4D1F0	Mini H1	28.4"H × 14.8"W × 19.2"D	Standard	Peg	Right	Shelves	Y	Handles	\$1,004.38
I.	A1A2X4D1D0-XXXX-XX	Mini H1	31.9"H × 24"W × 20"D	Standard	Peg	Right	Shelves	Y	Laminate	\$1,265.11
J.	A1A2X1C1X0	Mini H1	25.9"H × 14.8"W × 19.2"D	Standard	Peg		(3) 3" Totes + (1) 6" Tote	Y		\$1,115.19
K.	A1A2X1C1F0	Mini H1	28.4"H × 14.8"W × 19.2"D	Standard	Peg		(3) 3" Totes + (1) 6" Tote	Y	Handles	\$1,187.96
L.	A1A2X1C1D0-XXXX-XX	Mini H1	31.9"H × 24"W × 20"D	Standard	Peg		(3) 3" Totes + (1) 6" Tote	Y	Laminate	\$1,448.71

## Compass Cabinets: Mini H1



Key	Part No.	Size	Dimensions	Back Panel	Side Panel	Doors	Interior Filling	Casters	Top	Base MSRP
A.	A1A2X1A1X0	Mini H1	25.9"H × 14.8"W × 19.2"D	Standard	Peg		(5) 3" Totes	Y		\$1,151.58
B.	A1A2X1A1F0	Mini H1	28.4"H × 14.8"W × 19.2"D	Standard	Peg		(5) 3" Totes	Y	Handles	\$1,224.34
C.	A1A2X1A1D0-XXXX-XX	Mini H1	31.9"H × 24"W × 20"D	Standard	Peg		(5) 3" Totes	Y	Laminate	\$1,485.09
D.	A1A2X1D1X0	Mini H1	25.9"H × 14.8"W × 19.2"D	Standard	Peg		Shelves	Y		\$837.90
E.	A1A2X1D1F0	Mini H1	28.4"H × 14.8"W × 19.2"D	Standard	Peg		Shelves	Y	Handles	\$910.67
F.	A1A2X1D1D0-XXXX-XX	Mini H1	31.9"H × 24"W × 20"D	Standard	Peg		Shelves	Y	Laminate	\$1,171.41
G.	A1A1X4C1X0	Mini H1	25.9"H × 14.8"W × 19.2"D	Standard	Standard	Right	(3) 3" Totes + (1) 6" Tote	Y		\$1,037.41
H.	A1A1X4C1F0	Mini H1	28.4"H × 14.8"W × 19.2"D	Standard	Standard	Right	(3) 3" Totes + (1) 6" Tote	Y	Handles	\$1,110.18
I.	A1A1X4C1D0-XXXX-XX	Mini H1	31.9"H × 24"W × 20"D	Standard	Standard	Right	(3) 3" Totes + (1) 6" Tote	Y	Laminate	\$1,370.91
J.	A1A1X4A1X0	Mini H1	25.9"H × 14.8"W × 19.2"D	Standard	Standard	Right	(5) 3" Totes	Y		\$1,073.79
K.	A1A1X4A1F0	Mini H1	28.4"H × 14.8"W × 19.2"D	Standard	Standard	Right	(5) 3" Totes	Y	Handles	\$1,146.56
L.	A1A1X4A1D0-XXXX-XX	Mini H1	31.9"H × 24"W × 20"D	Standard	Standard	Right	(5) 3" Totes	Y	Laminate	\$1,407.29

## Compass Cabinets: Mini H1



Key	Part No.	Size	Dimensions	Back Panel	Side Panel	Doors	Interior Filling	Casters	Top	Base MSRP
A.	A1A1X4D1X0	Mini H1	25.9"H × 14.8"W × 19.2"D	Standard	Standard	Right	Shelves	Y		\$749.70
B.	A1A1X4D1F0	Mini H1	28.4"H × 14.8"W × 19.2"D	Standard	Standard	Right	Shelves	Y	Handles	\$822.47
C.	A1A1X4D1D0-XXXX-XX	Mini H1	31.9"H × 24"W × 20"D	Standard	Standard	Right	Shelves	Y	Laminate	\$1,083.20
D.	A1A1X1C1X0	Mini H1	25.9"H × 14.8"W × 19.2"D	Standard	Standard		(3) 3" Totes + (1) 6" Tote	Y		\$933.28
E.	A1A1X1C1F0	Mini H1	28.4"H × 14.8"W × 19.2"D	Standard	Standard		(3) 3" Totes + (1) 6" Tote	Y	Handles	\$1,006.05
F.	A1A1X1C1D0-XXXX-XX	Mini H1	31.9"H × 24"W × 20"D	Standard	Standard		(3) 3" Totes + (1) 6" Tote	Y	Laminate	\$1,266.79
G.	A1A1X1A1X0	Mini H1	25.9"H × 14.8"W × 19.2"D	Standard	Standard		(5) 3" Totes	Y		\$969.66
H.	A1A1X1A1F0	Mini H1	28.4"H × 14.8"W × 19.2"D	Standard	Standard		(5) 3" Totes	Y	Handles	\$1,042.43
I.	A1A1X1A1D0-XXXX-XX	Mini H1	31.9"H × 24"W × 20"D	Standard	Standard		(5) 3" Totes	Y	Laminate	\$1,303.18
J.	A1A1X1D1X0	Mini H1	25.9"H × 14.8"W × 19.2"D	Standard	Standard		Shelves	Y		\$655.99
K.	A1A1X1D1F0	Mini H1	28.4"H × 14.8"W × 19.2"D	Standard	Standard		Shelves	Y	Handles	\$728.75
L.	A1A1X1D1D0-XXXX-XX	Mini H1	31.9"H × 24"W × 20"D	Standard	Standard		Shelves	Y	Laminate	\$989.50



## Compass Cabinets: Mini H2



Key	Part No.	Size	Dimensions	Back Panel	Side Panel	Doors	Interior Filling	Casters	Top	Base MSRP
A.	B1A2X4C1X0	Mini H2	36.1"H × 14.8"W × 19.2"D	Standard	Peg	Right	(4) 3" Totes + (2) 6" Totes	Y		\$1,592.44
B.	B1A2X4C1F0	Mini H2	38.6"H × 14.8"W × 19.2"D	Standard	Peg	Right	(4) 3" Totes + (2) 6" Totes	Y	Handles	\$1,665.21
C.	B1A2X4C1D0-XXXX-XX	Mini H2	42.1"H × 24"W × 20"D	Standard	Peg	Right	(4) 3" Totes + (2) 6" Totes	Y	Laminate	\$1,925.95
D.	B1A2X4C1E0-XXXX-XX	Mini H2	43.7"H × 14.8"W × 22"D	Standard	Peg	Right	(4) 3" Totes + (2) 6" Totes	Y	Lectern	\$1,956.27
E.	B1A2X4B1X0	Mini H2	36.1"H × 14.8"W × 19.2"D	Standard	Peg	Right	(4) 6" Totes	Y		\$1,525.74
F.	B1A2X4B1F0	Mini H2	38.6"H × 14.8"W × 19.2"D	Standard	Peg	Right	(4) 6" Totes	Y	Handles	\$1,598.51
G.	B1A2X4B1D0-XXXX-XX	Mini H2	42.1"H × 24"W × 20"D	Standard	Peg	Right	(4) 6" Totes	Y	Laminate	\$1,859.25
H.	B1A2X4B1E0-XXXX-XX	Mini H2	43.7"H × 14.8"W × 22"D	Standard	Peg	Right	(4) 6" Totes	Y	Lectern	\$1,889.57
I.	B1A2X4A1X0	Mini H2	36.1"H × 14.8"W × 19.2"D	Standard	Peg	Right	(8) 3" Totes	Y		\$1,671.27
J.	B1A2X4A1F0	Mini H2	38.6"H × 14.8"W × 19.2"D	Standard	Peg	Right	(8) 3" Totes	Y	Handles	\$1,744.04
K.	B1A2X4A1D0-XXXX-XX	Mini H2	42.1"H × 24"W × 20"D	Standard	Peg	Right	(8) 3" Totes	Y	Laminate	\$2,004.78
L.	B1A2X4A1E0-XXXX-XX	Mini H2	43.7"H × 24"W × 20"D	Standard	Peg	Right	(8) 3" Totes	Y	Lectern	\$2,035.10

## Compass Cabinets: Mini H2



Key	Part No.	Size	Dimensions	Back Panel	Side Panel	Doors	Interior Filling	Casters	Top	Base MSRP
A.	B1A2X4D1X0	Mini H2	36.1"H × 14.8"W × 22"D	Standard	Peg	Right	Shelves	Y		\$1,176.69
B.	B1A2X4D1F0	Mini H2	38.6"H × 14.8"W × 19.2"D	Standard	Peg	Right	Shelves	Y	Handles	\$1,249.46
C.	B1A2X4D1D0-XXXX-XX	Mini H2	42.1"H × 24"W × 20"D	Standard	Peg	Right	Shelves	Y	Laminate	\$1,510.19
D.	B1A2X4D1E0-XXXX-XX	Mini H2	43.7"H × 14.8"W × 22"D	Standard	Peg	Right	Shelves	Y	Lectern	\$1,540.52
E.	B1A2X1C1X0	Mini H2	36.1"H × 14.8"W × 19.2"D	Standard	Peg		(4) 3" Totes + (2) 6" Totes	Y		\$1,447.97
F.	B1A2X1C1F0	Mini H2	38.6"H × 14.8"W × 19.2"D	Standard	Peg		(4) 3" Totes + (2) 6" Totes	Y	Handles	\$1,520.74
G.	B1A2X1C1D0-XXXX-XX	Mini H2	42.1"H × 24"W × 20"D	Standard	Peg		(4) 3" Totes + (2) 6" Totes	Y	Laminate	\$1,781.48
H.	B1A2X1C1E0-XXXX-XX	Mini H2	43.7"H × 14.8"W × 22"D	Standard	Peg		(4) 3" Totes + (2) 6" Totes	Y	Lectern	\$1,811.80
I.	B1A2X1B1X0	Mini H2	36.1"H × 14.8"W × 19.2"D	Standard	Peg		(4) 6" Totes	Y		\$1,381.28
J.	B1A2X1B1F0	Mini H2	38.6"H × 14.8"W × 19.2"D	Standard	Peg		(4) 6" Totes	Y	Handles	\$1,454.04
K.	B1A2X1B1D0-XXXX-XX	Mini H2	42.1"H × 24"W × 20"D	Standard	Peg		(4) 6" Totes	Y	Laminate	\$1,714.78
L.	B1A2X1B1E0-XXXX-XX	Mini H2	43.7"H × 14.8"W × 22"D	Standard	Peg		(4) 6" Totes	Y	Lectern	\$1,745.10

## Compass Cabinets: Mini H2



Key	Part No.	Size	Dimensions	Back Panel	Side Panel	Doors	Interior Filling	Casters	Top	Base MSRP
A.	B1A2X1A1X0	Mini H2	36.1"H × 14.8"W × 19.2"D	Standard	Peg		(8) 3" Totes	Y		\$1,526.81
B.	B1A2X1A1F0	Mini H2	38.6"H × 14.8"W × 19.2"D	Standard	Peg		(8) 3" Totes	Y	Handles	\$1,599.57
C.	B1A2X1A1D0-XXXX-XX	Mini H2	42.1"H × 24"W × 20"D	Standard	Peg		(8) 3" Totes	Y	Laminate	\$1,860.31
D.	B1A2X1A1E0-XXXX-XX	Mini H2	43.7"H × 14.8"W × 22"D	Standard	Peg		(8) 3" Totes	Y	Lectern	\$1,890.63
E.	B1A2X1D1X0	Mini H2	36.1"H × 14.8"W × 19.2"D	Standard	Peg		Shelves	Y		\$1,045.23
F.	B1A2X1D1F0	Mini H2	38.6"H × 14.8"W × 19.2"D	Standard	Peg		Shelves	Y	Handles	\$1,118.00
G.	B1A2X1D1D0-XXXX-XX	Mini H2	42.1"H × 24"W × 20"D	Standard	Peg		Shelves	Y	Laminate	\$1,378.73
H.	B1A2X1D1E0-XXXX-XX	Mini H2	43.7"H × 14.8"W × 22"D	Standard	Peg		Shelves	Y	Lectern	\$1,409.06
I.	B1A1X4C1X0	Mini H2	36.1"H × 14.8"W × 19.2"D	Standard	Standard	Right	(4) 3" Totes + (2) 6" Totes	Y		\$1,380.21
J.	B1A1X4C1F0	Mini H2	38.6"H × 14.8"W × 19.2"D	Standard	Standard	Right	(4) 3" Totes + (2) 6" Totes	Y	Handles	\$1,452.98
K.	B1A1X4C1D0-XXXX-XX	Mini H2	42.1"H × 24"W × 20"D	Standard	Standard	Right	(4) 3" Totes + (2) 6" Totes	Y	Laminate	\$1,713.72
L.	B1A1X4C1E0-XXXX-XX	Mini H2	43.7"H × 14.8"W × 22"D	Standard	Standard	Right	(4) 3" Totes + (2) 6" Totes	Y	Lectern	\$1,744.04

## Compass Cabinets: Mini H2



Key	Part No.	Size	Dimensions	Back Panel	Side Panel	Doors	Interior Filling	Casters	Top	Base MSRP
A.	B1A1X4B1X0	Mini H2	36.1"H × 14.8"W × 19.2"D	Standard	Standard	Right	(4) 6" Totes	Y		\$1,313.51
B.	B1A1X4B1F0	Mini H2	38.6"H × 14.8"W × 19.2"D	Standard	Standard	Right	(4) 6" Totes	Y	Handles	\$1,386.27
C.	B1A1X4B1D0-XXXX-XX	Mini H2	42.1"H × 24"W × 20"D	Standard	Standard	Right	(4) 6" Totes	Y	Laminate	\$1,647.02
D.	B1A1X4B1E0-XXXX-XX	Mini H2	43.7"H × 14.8"W × 22"D	Standard	Standard	Right	(4) 6" Totes	Y	Lectern	\$1,677.33
E.	B1A1X4A1X0	Mini H2	36.1"H × 14.8"W × 19.2"D	Standard	Standard	Right	(8) 3" Totes	Y		\$1,459.04
F.	B1A1X4A1F0	Mini H2	38.6"H × 14.8"W × 19.2"D	Standard	Standard	Right	(8) 3" Totes	Y	Handles	\$1,531.80
G.	B1A1X4A1D0-XXXX-XX	Mini H2	42.1"H × 24"W × 20"D	Standard	Standard	Right	(8) 3" Totes	Y	Laminate	\$1,792.55
H.	B1A1X4A1E0-XXXX-XX	Mini H2	43.7"H × 14.8"W × 22"D	Standard	Standard	Right	(8) 3" Totes	Y	Lectern	\$1,822.86
I.	B1A1X4D1X0	Mini H2	36.1"H × 14.8"W × 19.2"D	Standard	Standard	Right	Shelves	Y		\$964.46
J.	B1A1X4D1F0	Mini H2	38.6"H × 14.8"W × 19.2"D	Standard	Standard	Right	Shelves	Y	Handles	\$1,037.22
K.	B1A1X4D1D0-XXXX-XX	Mini H2	42.1"H × 24"W × 20"D	Standard	Standard	Right	Shelves	Y	Laminate	\$1,297.97
L.	B1A1X4D1E0-XXXX-XX	Mini H2	43.7"H × 14.8"W × 22"D	Standard	Standard	Right	Shelves	Y	Lectern	\$1,328.28

## Compass Cabinets: Mini H2



Key	Part No.	Size	Dimensions	Back Panel	Side Panel	Doors	Interior Filling	Casters	Top	Base MSRP
A.	B1A1X1C1X0	Mini H2	36.1"H × 14.8"W × 19.2"D	Standard	Standard		(4) 3" Totes + (2) 6" Totes	Y		\$1,235.75
B.	B1A1X1C1F0	Mini H2	38.6"H × 14.8"W × 19.2"D	Standard	Standard		(4) 3" Totes + (2) 6" Totes	Y	Handles	\$1,308.51
C.	B1A1X1C1D0-XXXX-XX	Mini H2	42.1"H × 24"W × 20"D	Standard	Standard		(4) 3" Totes + (2) 6" Totes	Y	Laminate	\$1,569.26
D.	B1A1X1C1E0-XXXX-XX	Mini H2	43.7"H × 14.8"W × 22"D	Standard	Standard		(4) 3" Totes + (2) 6" Totes	Y	Lectern	\$1,599.57
E.	B1A1X1B1X0	Mini H2	36.1"H × 14.8"W × 19.2"D	Standard	Standard		(4) 6" Totes	Y		\$1,169.05
F.	B1A1X1B1F0	Mini H2	38.6"H × 14.8"W × 19.2"D	Standard	Standard		(4) 6" Totes	Y	Handles	\$1,241.81
G.	B1A1X1B1D0-XXXX-XX	Mini H2	42.1"H × 24"W × 20"D	Standard	Standard		(4) 6" Totes	Y	Laminate	\$1,502.55
H.	B1A1X1B1E0-XXXX-XX	Mini H2	43.7"H × 14.8"W × 22"D	Standard	Standard		(4) 6" Totes	Y	Lectern	\$1,532.87
I.	B1A1X1A1X0	Mini H2	36.1"H × 14.8"W × 19.2"D	Standard	Standard		(8) 3" Totes	Y		\$1,314.58
J.	B1A1X1A1F0	Mini H2	38.6"H × 14.8"W × 19.2"D	Standard	Standard		(8) 3" Totes	Y	Handles	\$1,387.34
K.	B1A1X1A1D0-XXXX-XX	Mini H2	42.1"H × 24"W × 20"D	Standard	Standard		(8) 3" Totes	Y	Laminate	\$1,648.08
L.	B1A1X1A1E0-XXXX-XX	Mini H2	43.7"H × 14.8"W × 22"D	Standard	Standard		(8) 3" Totes	Y	Lectern	\$1,678.40

## Compass Cabinets: Mini H2 / Mini H2 + Whiteboard Back Panel



Key	Part No.	Size	Dimensions	Back Panel	Side Panel	Doors	Interior Filling	Casters	Top	Base MSRP
A.	B1A1X1D1X0	Mini H2	36.1"H × 14.8"W × 19.2"D	Standard	Standard		Shelves	Y		\$833.00
B.	B1A1X1D1F0	Mini H2	38.6"H × 14.8"W × 19.2"D	Standard	Standard		Shelves	Y	Handles	\$905.76
C.	B1A1X1D1D0-XXXX-XX	Mini H2	42.1"H × 24"W × 20"D	Standard	Standard		Shelves	Y	Laminate	\$1,166.51
D.	B1A1X1D1E0-XXXX-XX	Mini H2	43.7"H × 14.8"W × 22"D	Standard	Standard		Shelves	Y	Lectern	\$1,196.82
E.	B1B2X4C1X0	Mini H2	36.1"H × 14.8"W × 19.2"D	Whiteboard	Peg	Right	(4) 3" Totes + (2) 6" Totes	Y		\$1,744.04
F.	B1B2X4C1F0	Mini H2	38.6"H × 14.8"W × 19.2"D	Whiteboard	Peg	Right	(4) 3" Totes + (2) 6" Totes	Y	Handles	\$1,816.80
G.	B1B2X4C1D0-XXXX-XX	Mini H2	42.1"H × 24"W × 20"D	Whiteboard	Peg	Right	(4) 3" Totes + (2) 6" Totes	Y	Laminate	\$2,077.54
H.	B1B2X4C1E0-XXXX-XX	Mini H2	43.7"H × 14.8"W × 22"D	Whiteboard	Peg	Right	(4) 3" Totes + (2) 6" Totes	Y	Lectern	\$2,107.86
I.	B1B2X4B1X0	Mini H2	36.1"H × 14.8"W × 19.2"D	Whiteboard	Peg	Right	(4) 6" Totes	Y		\$1,677.33
J.	B1B2X4B1F0	Mini H2	38.6"H × 14.8"W × 19.2"D	Whiteboard	Peg	Right	(4) 6" Totes	Y	Handles	\$1,750.10
K.	B1B2X4B1D0-XXXX-XX	Mini H2	42.1"H × 24"W × 20"D	Whiteboard	Peg	Right	(4) 6" Totes	Y	Laminate	\$2,010.84
L.	B1B2X4B1E0-XXXX-XX	Mini H2	43.7"H × 14.8"W × 22"D	Whiteboard	Peg	Right	(4) 6" Totes	Y	Lectern	\$2,041.16

## Compass Cabinets: Mini H2 + Whiteboard Back Panel



Key	Part No.	Size	Dimensions	Back Panel	Side Panel	Doors	Interior Filling	Casters	Top	Base MSRP
A.	B1B2X4A1X0	Mini H2	36.1"H × 14.8"W × 19.2"D	Whiteboard	Peg	Right	(8) 3" Totes	Y		\$1,822.86
B.	B1B2X4A1F0	Mini H2	38.6"H × 14.8"W × 19.2"D	Whiteboard	Peg	Right	(8) 3" Totes	Y	Handles	\$1,895.63
C.	B1B2X4A1D0-XXXX-XX	Mini H2	42.1"H × 24"W × 20"D	Whiteboard	Peg	Right	(8) 3" Totes	Y	Laminate	\$2,156.37
D.	B1B2X4A1E0-XXXX-XX	Mini H2	43.7"H × 14.8"W × 22"D	Whiteboard	Peg	Right	(8) 3" Totes	Y	Lectern	\$2,186.69
E.	B1B2X4D1X0	Mini H2	36.1"H × 14.8"W × 19.2"D	Whiteboard	Peg	Right	Shelves	Y		\$1,328.28
F.	B1B2X4D1F0	Mini H2	38.6"H × 14.8"W × 19.2"D	Whiteboard	Peg	Right	Shelves	Y	Handles	\$1,401.05
G.	B1B2X4D1D0-XXXX-XX	Mini H2	42.1"H × 24"W × 20"D	Whiteboard	Peg	Right	Shelves	Y	Laminate	\$1,661.79
H.	B1B2X4D1E0-XXXX-XX	Mini H2	43.7"H × 14.8"W × 22"D	Whiteboard	Peg	Right	Shelves	Y	Lectern	\$1,692.11
I.	B1B2X1C1X0	Mini H2	36.1"H × 14.8"W × 19.2"D	Whiteboard	Peg		(4) 3" Totes + (2) 6" Totes	Y		\$1,599.57
J.	B1B2X1C1F0	Mini H2	38.6"H × 14.8"W × 19.2"D	Whiteboard	Peg		(4) 3" Totes + (2) 6" Totes	Y	Handles	\$1,672.34
K.	B1B2X1C1D0-XXXX-XX	Mini H2	42.1"H × 24"W × 20"D	Whiteboard	Peg		(4) 3" Totes + (2) 6" Totes	Y	Laminate	\$1,933.08
L.	B1B2X1C1E0-XXXX-XX	Mini H2	43.7"H × 14.8"W × 22"D	Whiteboard	Peg		(4) 3" Totes + (2) 6" Totes	Y	Lectern	\$1,963.40

## Compass Cabinets: Mini H2 + Whiteboard Back Panel



Key	Part No.	Size	Dimensions	Back Panel	Side Panel	Doors	Interior Filling	Casters	Top	Base MSRP
A.	B1B2X1B1X0	Mini H2	36.1"H × 14.8"W × 19.2"D	Whiteboard	Peg		(4) 6" Totes	Y		\$1,532.87
B.	B1B2X1B1F0	Mini H2	38.6"H × 14.8"W × 19.2"D	Whiteboard	Peg		(4) 6" Totes	Y	Handles	\$1,605.64
C.	B1B2X1B1D0-XXXX-XX	Mini H2	42.1"H × 24"W × 20"D	Whiteboard	Peg		(4) 6" Totes	Y	Laminate	\$1,866.38
D.	B1B2X1B1E0-XXXX-XX	Mini H2	43.7"H × 14.8"W × 22"D	Whiteboard	Peg		(4) 6" Totes	Y	Lectern	\$1,896.70
E.	B1B2X1A1X0	Mini H2	36.1"H × 14.8"W × 19.2"D	Whiteboard	Peg		(8) 3" Totes	Y		\$1,678.39
F.	B1B2X1A1F0	Mini H2	38.6"H × 14.8"W × 19.2"D	Whiteboard	Peg		(8) 3" Totes	Y	Handles	\$1,751.16
G.	B1B2X1A1D0-XXXX-XX	Mini H2	42.1"H × 24"W × 20"D	Whiteboard	Peg		(8) 3" Totes	Y	Laminate	\$2,011.91
H.	B1B2X1A1E0-XXXX-XX	Mini H2	43.7"H × 14.8"W × 22"D	Whiteboard	Peg		(8) 3" Totes	Y	Lectern	\$2,042.22
I.	B1B2X1D1X0	Mini H2	36.1"H × 14.8"W × 19.2"D	Whiteboard	Peg		Shelves	Y		\$1,196.82
J.	B1B2X1D1F0	Mini H2	38.6"H × 14.8"W × 19.2"D	Whiteboard	Peg		Shelves	Y	Handles	\$1,269.59
K.	B1B2X1D1D0-XXXX-XX	Mini H2	42.1"H × 24"W × 20"D	Whiteboard	Peg		Shelves	Y	Laminate	\$1,530.33
L.	B1B2X1D1E0-XXXX-XX	Mini H2	43.7"H × 14.8"W × 22"D	Whiteboard	Peg		Shelves	Y	Lectern	\$1,560.65



## Compass Cabinets: Mini H2 + Whiteboard Back Panel



Key	Part No.	Size	Dimensions	Back Panel	Side Panel	Doors	Interior Filling	Casters	Top	Base MSRP
A.	B1B1X4C1X0	Mini H2	36.1"H × 14.8"W × 19.2"D	Whiteboard	Standard	Right	(4) 3" Totes + (2) 6" Totes	Y		\$1,531.80
B.	B1B1X4C1F0	Mini H2	38.6"H × 14.8"W × 19.2"D	Whiteboard	Standard	Right	(4) 3" Totes + (2) 6" Totes	Y	Handles	\$1,604.57
C.	B1B1X4C1D0-XXXX-XX	Mini H2	42.1"H × 24"W × 20"D	Whiteboard	Standard	Right	(4) 3" Totes + (2) 6" Totes	Y	Laminate	\$1,865.31
D.	B1B1X4C1E0-XXXX-XX	Mini H2	43.7"H × 14.8"W × 22"D	Whiteboard	Standard	Right	(4) 3" Totes + (2) 6" Totes	Y	Lectern	\$1,895.63
E.	B1B1X4B1X0	Mini H2	36.1"H × 14.8"W × 19.2"D	Whiteboard	Standard	Right	(4) 6" Totes	Y		\$1,465.11
F.	B1B1X4B1F0	Mini H2	38.6"H × 14.8"W × 19.2"D	Whiteboard	Standard	Right	(4) 6" Totes	Y	Handles	\$1,537.87
G.	B1B1X4B1D0-XXXX-XX	Mini H2	42.1"H × 24"W × 20"D	Whiteboard	Standard	Right	(4) 6" Totes	Y	Laminate	\$1,798.61
H.	B1B1X4B1E0-XXXX-XX	Mini H2	43.7"H × 14.8"W × 22"D	Whiteboard	Standard	Right	(4) 6" Totes	Y	Lectern	\$1,828.93
I.	B1B1X4A1X0	Mini H2	36.1"H × 14.8"W × 19.2"D	Whiteboard	Standard	Right	(8) 3" Totes	Y		\$1,610.64
J.	B1B1X4A1F0	Mini H2	38.6"H × 14.8"W × 19.2"D	Whiteboard	Standard	Right	(8) 3" Totes	Y	Handles	\$1,683.40
K.	B1B1X4A1D0-XXXX-XX	Mini H2	42.1"H × 24"W × 20"D	Whiteboard	Standard	Right	(8) 3" Totes	Y	Laminate	\$1,944.14
L.	B1B1X4A1E0-XXXX-XX	Mini H2	43.7"H × 14.8"W × 22"D	Whiteboard	Standard	Right	(8) 3" Totes	Y	Lectern	\$1,974.46

## Compass Cabinets: Mini H2 + Whiteboard Back Panel



Key	Part No.	Size	Dimensions	Back Panel	Side Panel	Doors	Interior Filling	Casters	Top	Base MSRP
A.	B1B1X4D1X0	Mini H2	36.1"H × 14.8"W × 19.2"D	Whiteboard	Standard	Right	Shelves	Y		\$1,116.06
B.	B1B1X4D1F0	Mini H2	38.6"H × 14.8"W × 19.2"D	Whiteboard	Standard	Right	Shelves	Y	Handles	\$1,188.82
C.	B1B1X4D1D0-XXXX-XX	Mini H2	42.1"H × 24"W × 20"D	Whiteboard	Standard	Right	Shelves	Y	Laminate	\$1,449.56
D.	B1B1X4D1E0-XXXX-XX	Mini H2	43.7"H × 14.8"W × 22"D	Whiteboard	Standard	Right	Shelves	Y	Lectern	\$1,479.88
E.	B1B1X1C1X0	Mini H2	36.1"H × 14.8"W × 19.2"D	Whiteboard	Standard		(4) 3" Totes + (2) 6" Totes	Y		\$1,387.34
F.	B1B1X1C1F0	Mini H2	38.6"H × 14.8"W × 19.2"D	Whiteboard	Standard		(4) 3" Totes + (2) 6" Totes	Y	Handles	\$1,460.11
G.	B1B1X1C1D0-XXXX-XX	Mini H2	42.1"H × 24"W × 20"D	Whiteboard	Standard		(4) 3" Totes + (2) 6" Totes	Y	Laminate	\$1,720.85
H.	B1B1X1C1E0-XXXX-XX	Mini H2	43.7"H × 14.8"W × 22"D	Whiteboard	Standard		(4) 3" Totes + (2) 6" Totes	Y	Lectern	\$1,751.17
I.	B1B1X1B1X0	Mini H2	36.1"H × 14.8"W × 19.2"D	Whiteboard	Standard		(4) 6" Totes	Y		\$1,320.64
J.	B1B1X1B1F0	Mini H2	38.6"H × 14.8"W × 19.2"D	Whiteboard	Standard		(4) 6" Totes	Y	Handles	\$1,393.40
K.	B1B1X1B1D0-XXXX-XX	Mini H2	42.1"H × 24"W × 20"D	Whiteboard	Standard		(4) 6" Totes	Y	Laminate	\$1,654.15
L.	B1B1X1B1E0-XXXX-XX	Mini H2	43.7"H × 14.8"W × 22"D	Whiteboard	Standard		(4) 6" Totes	Y	Lectern	\$1,684.46

## Compass Cabinets: Mini H2 + Whiteboard Back Panel



Key	Part No.	Size	Dimensions	Back Panel	Side Panel	Doors	Interior Filling	Casters	Top	Base MSRP
A.	B1B1X1A1X0	Mini H2	36.1"H × 14.8"W × 19.2"D	Whiteboard	Standard		(8) 3" Totes	Y		\$1,466.17
B.	B1B1X1A1F0	Mini H2	38.6"H × 14.8"W × 19.2"D	Whiteboard	Standard		(8) 3" Totes	Y	Handles	\$1,538.93
C.	B1B1X1A1D0-XXXX-XX	Mini H2	42.1"H × 24"W × 20"D	Whiteboard	Standard		(8) 3" Totes	Y	Laminate	\$1,799.67
D.	B1B1X1A1E0-XXXX-XX	Mini H2	43.7"H × 14.8"W × 22"D	Whiteboard	Standard		(8) 3" Totes	Y	Lectern	\$1,829.99
E.	B1B1X1D1X0	Mini H2	36.1"H × 14.8"W × 19.2"D	Whiteboard	Standard		Shelves	Y		\$984.60
F.	B1B1X1D1F0	Mini H2	38.6"H × 14.8"W × 19.2"D	Whiteboard	Standard		Shelves	Y	Handles	\$1,057.36
G.	B1B1X1D1D0-XXXX-XX	Mini H2	42.1"H × 24"W × 20"D	Whiteboard	Standard		Shelves	Y	Laminate	\$1,318.10
H.	B1B1X1D1E0-XXXX-XX	Mini H2	43.7"H × 14.8"W × 22"D	Whiteboard	Standard		Shelves	Y	Lectern	\$1,348.42

## Compass Cabinets: Mini H3



Key	Part No.	Size	Dimensions	Back Panel	Side Panel	Doors	Interior Filling	Casters	Top	Base MSRP
A.	C1A2X4A1X0	Mini H3	51.1"H × 14.8"W × 19.2"D	Standard	Peg	Right	(12) 3" Totes	Y		\$2,189.69
B.	C1A2X4A1F0	Mini H3	53.6"H × 14.8"W × 19.2"D	Standard	Peg	Right	(12) 3" Totes	Y	Handles	\$2,262.46
C.	C1A2X4A1D0-XXXX-XX	Mini H3	57.1"H × 24"W × 20"D	Standard	Peg	Right	(12) 3" Totes	Y	Laminate	\$2,523.20
D.	C1A2X4G1X0	Mini H3	51.1"H × 14.8"W × 19.2"D	Standard	Peg	Right	(3) 3" Totes + (5) 6" Totes	Y		\$2,062.36
E.	C1A2X4G1F0	Mini H3	53.6"H × 14.8"W × 19.2"D	Standard	Peg	Right	(3) 3" Totes + (5) 6" Totes	Y	Handles	\$2,135.12
F.	C1A2X4G1D0-XXXX-XX	Mini H3	57.1"H × 24"W × 20"D	Standard	Peg	Right	(3) 3" Totes + (5) 6" Totes	Y	Laminate	\$2,395.86
G.	C1A2X4B1X0	Mini H3	51.1"H × 14.8"W × 19.2"D	Standard	Peg	Right	(6) 6" Totes	Y		\$1,977.47
H.	C1A2X4B1F0	Mini H3	53.6"H × 14.8"W × 19.2"D	Standard	Peg	Right	(6) 6" Totes	Y	Handles	\$2,050.23
I.	C1A2X4B1D0-XXXX-XX	Mini H3	57.1"H × 24"W × 20"D	Standard	Peg	Right	(6) 6" Totes	Y	Laminate	\$2,310.97
J.	C1A2X4D1X0	Mini H3	51.1"H × 14.8"W × 19.2"D	Standard	Peg	Right	Shelves	Y		\$1,471.23
K.	C1A2X4D1F0	Mini H3	53.6"H × 14.8"W × 19.2"D	Standard	Peg	Right	Shelves	Y	Handles	\$1,543.99
L.	C1A2X4D1D0-XXXX-XX	Mini H3	57.1"H × 24"W × 20"D	Standard	Peg	Right	Shelves	Y	Laminate	\$1,804.73

## Compass Cabinets: Mini H3



Key	Part No.	Size	Dimensions	Back Panel	Side Panel	Doors	Interior Filling	Casters	Top	Base MSRP
A.	C1A2X1A1X0	Mini H3	51.1"H × 14.8"W × 19.2"D	Standard	Peg		(12) 3" Totes	Y		\$1,987.94
B.	C1A2X1A1F0	Mini H3	53.6"H × 14.8"W × 19.2"D	Standard	Peg		(12) 3" Totes	Y	Handles	\$2,060.71
C.	C1A2X1A1D0-XXXX-XX	Mini H3	57.1"H × 24"W × 20"D	Standard	Peg		(12) 3" Totes	Y	Laminate	\$2,321.45
D.	C1A2X1G1X0	Mini H3	51.1"H × 14.8"W × 19.2"D	Standard	Peg		(3) 3" Totes + (5) 6" Totes	Y		\$1,860.60
E.	C1A2X1G1F0	Mini H3	53.6"H × 14.8"W × 19.2"D	Standard	Peg		(3) 3" Totes + (5) 6" Totes	Y	Handles	\$1,933.37
F.	C1A2X1G1D0-XXXX-XX	Mini H3	57.1"H × 24"W × 20"D	Standard	Peg		(3) 3" Totes + (5) 6" Totes	Y	Laminate	\$2,194.11
G.	C1A2X1B1X0	Mini H3	51.1"H × 14.8"W × 19.2"D	Standard	Peg		(6) 6" Totes	Y		\$1,775.71
H.	C1A2X1B1F0	Mini H3	53.6"H × 14.8"W × 19.2"D	Standard	Peg		(6) 6" Totes	Y	Handles	\$1,848.47
I.	C1A2X1B1D0-XXXX-XX	Mini H3	57.1"H × 24"W × 20"D	Standard	Peg		(6) 6" Totes	Y	Laminate	\$2,109.22
J.	C1A2X1D1X0	Mini H3	51.1"H × 14.8"W × 19.2"D	Standard	Peg		Shelves	Y		\$1,287.71
K.	C1A2X1D1F0	Mini H3	53.6"H × 14.8"W × 19.2"D	Standard	Peg		Shelves	Y	Handles	\$1,360.47
L.	C1A2X1D1D0-XXXX-XX	Mini H3	57.1"H × 24"W × 20"D	Standard	Peg		Shelves	Y	Laminate	\$1,621.22

## Compass Cabinets: Mini H3



Key	Part No.	Size	Dimensions	Back Panel	Side Panel	Doors	Interior Filling	Casters	Top	Base MSRP
A.	C1A1X4A1X0	Mini H3	51.1"H × 14.8"W × 19.2"D	Standard	Standard	Right	(12) 3" Totes	Y		\$1,947.14
B.	C1A1X4A1F0	Mini H3	53.6"H × 14.8"W × 19.2"D	Standard	Standard	Right	(12) 3" Totes	Y	Handles	\$2,019.91
C.	C1A1X4A1D0-XXXX-XX	Mini H3	57.1"H × 24"W × 20"D	Standard	Standard	Right	(12) 3" Totes	Y	Laminate	\$2,280.65
D.	C1A1X4G1X0	Mini H3	51.1"H × 14.8"W × 19.2"D	Standard	Standard	Right	(3) 3" Totes + (5) 6" Totes	Y		\$1,819.81
E.	C1A1X4G1F0	Mini H3	53.6"H × 14.8"W × 19.2"D	Standard	Standard	Right	(3) 3" Totes + (5) 6" Totes	Y	Handles	\$1,892.57
F.	C1A1X4G1D0-XXXX-XX	Mini H3	57.1"H × 24"W × 20"D	Standard	Standard	Right	(3) 3" Totes + (5) 6" Totes	Y	Laminate	\$2,153.31
G.	C1A1X4B1X0	Mini H3	51.1"H × 14.8"W × 19.2"D	Standard	Standard	Right	(6) 6" Totes	Y		\$1,734.92
H.	C1A1X4B1F0	Mini H3	53.6"H × 14.8"W × 19.2"D	Standard	Standard	Right	(6) 6" Totes	Y	Handles	\$1,807.68
I.	C1A1X4B1D0-XXXX-XX	Mini H3	57.1"H × 24"W × 20"D	Standard	Standard	Right	(6) 6" Totes	Y	Laminate	\$2,068.42
J.	C1A1X4D1X0	Mini H3	51.1"H × 14.8"W × 19.2"D	Standard	Standard	Right	Shelves	Y		\$1,228.68
K.	C1A1X4D1F0	Mini H3	53.6"H × 14.8"W × 19.2"D	Standard	Standard	Right	Shelves	Y	Handles	\$1,301.44
L.	C1A1X4D1D0-XXXX-XX	Mini H3	57.1"H × 24"W × 20"D	Standard	Standard	Right	Shelves	Y	Laminate	\$1,562.18

## Compass Cabinets: Mini H3



Key	Part No.	Size	Dimensions	Back Panel	Side Panel	Doors	Interior Filling	Casters	Top	Base MSRP
A.	C1A1X1A1X0	Mini H3	51.1"H × 14.8"W × 19.2"D	Standard	Standard		(12) 3" Totes	Y		\$1,745.39
B.	C1A1X1A1F0	Mini H3	53.6"H × 14.8"W × 19.2"D	Standard	Standard		(12) 3" Totes	Y	Handles	\$1,818.16
C.	C1A1X1A1D0-XXXX-XX	Mini H3	57.1"H × 24"W × 20"D	Standard	Standard		(12) 3" Totes	Y	Laminate	\$2,078.90
D.	C1A1X1G1X0	Mini H3	51.1"H × 14.8"W × 19.2"D	Standard	Standard		(3) 3" Totes + (5) 6" Totes	Y		\$1,618.05
E.	C1A1X1G1F0	Mini H3	53.6"H × 14.8"W × 19.2"D	Standard	Standard		(3) 3" Totes + (5) 6" Totes	Y	Handles	\$1,690.82
F.	C1A1X1G1D0-XXXX-XX	Mini H3	57.1"H × 24"W × 20"D	Standard	Standard		(3) 3" Totes + (5) 6" Totes	Y	Laminate	\$1,951.56
G.	C1A1X1B1X0	Mini H3	51.1"H × 14.8"W × 19.2"D	Standard	Standard		(6) 6" Totes	Y		\$1,533.16
H.	C1A1X1B1F0	Mini H3	53.6"H × 14.8"W × 19.2"D	Standard	Standard		(6) 6" Totes	Y	Handles	\$1,605.92
I.	C1A1X1B1D0-XXXX-XX	Mini H3	57.1"H × 24"W × 20"D	Standard	Standard		(6) 6" Totes	Y	Laminate	\$1,866.67
J.	C1A1X1D1X0	Mini H3	51.1"H × 14.8"W × 19.2"D	Standard	Standard		Shelves	Y		\$1,045.16
K.	C1A1X1D1F0	Mini H3	53.6"H × 14.8"W × 19.2"D	Standard	Standard		Shelves	Y	Handles	\$1,117.92
L.	C1A1X1D1D0-XXXX-XX	Mini H3	57.1"H × 24"W × 20"D	Standard	Standard		Shelves	Y	Laminate	\$1,378.67

## Compass Cabinets: Mini H3 + Whiteboard Back Panel



Key	Part No.	Size	Dimensions	Back Panel	Side Panel	Doors	Interior Filling	Casters	Top	Base MSRP
A.	C1B2X4A1X0	Mini H3	51.1"H × 14.8"W × 19.2"D	Whiteboard	Peg	Right	(12) 3" Totes	Y		\$2,353.42
B.	C1B2X4A1F0	Mini H3	53.6"H × 14.8"W × 19.2"D	Whiteboard	Peg	Right	(12) 3" Totes	Y	Handles	\$2,426.18
C.	C1B2X4A1D0-XXXX-XX	Mini H3	57.1"H × 24"W × 20"D	Whiteboard	Peg	Right	(12) 3" Totes	Y	Laminate	\$2,686.92
D.	C1B2X4G1X0	Mini H3	51.1"H × 14.8"W × 19.2"D	Whiteboard	Peg	Right	(3) 3" Totes + (5) 6" Totes	Y		\$2,226.07
E.	C1B2X4G1F0	Mini H3	53.6"H × 14.8"W × 19.2"D	Whiteboard	Peg	Right	(3) 3" Totes + (5) 6" Totes	Y	Handles	\$2,298.84
F.	C1B2X4G1D0-XXXX-XX	Mini H3	57.1"H × 24"W × 20"D	Whiteboard	Peg	Right	(3) 3" Totes + (5) 6" Totes	Y	Laminate	\$2,559.59
G.	C1B2X4B1X0	Mini H3	51.1"H × 14.8"W × 19.2"D	Whiteboard	Peg	Right	(6) 6" Totes	Y		\$2,141.18
H.	C1B2X4B1F0	Mini H3	53.6"H × 14.8"W × 19.2"D	Whiteboard	Peg	Right	(6) 6" Totes	Y	Handles	\$2,213.95
I.	C1B2X4B1D0-XXXX-XX	Mini H3	57.1"H × 24"W × 20"D	Whiteboard	Peg	Right	(6) 6" Totes	Y	Laminate	\$2,474.69
J.	C1B2X4D1X0	Mini H3	51.1"H × 14.8"W × 19.2"D	Whiteboard	Peg	Right	Shelves	Y		\$1,634.94
K.	C1B2X4D1F0	Mini H3	53.6"H × 14.8"W × 19.2"D	Whiteboard	Peg	Right	Shelves	Y	Handles	\$1,707.71
L.	C1B2X4D1D0-XXXX-XX	Mini H3	57.1"H × 24"W × 20"D	Whiteboard	Peg	Right	Shelves	Y	Laminate	\$1,968.46



## Compass Cabinets: Mini H3 + Whiteboard Back Panel



Key	Part No.	Size	Dimensions	Back Panel	Side Panel	Doors	Interior Filling	Casters	Top	Base MSRP
A.	C1B2X1A1X0	Mini H3	51.1"H × 14.8"W × 19.2"D	Whiteboard	Peg		(12) 3" Totes	Y		\$2,151.66
B.	C1B2X1A1F0	Mini H3	53.6"H × 14.8"W × 19.2"D	Whiteboard	Peg		(12) 3" Totes	Y	Handles	\$2,224.43
C.	C1B2X1A1D0-XXXX-XX	Mini H3	57.1"H × 24"W × 20"D	Whiteboard	Peg		(12) 3" Totes	Y	Laminate	\$2,485.17
D.	C1B2X1G1X0	Mini H3	51.1"H × 14.8"W × 19.2"D	Whiteboard	Peg		(3) 3" Totes + (5) 6" Totes	Y		\$2,024.33
E.	C1B2X1G1F0	Mini H3	53.6"H × 14.8"W × 19.2"D	Whiteboard	Peg		(3) 3" Totes + (5) 6" Totes	Y	Handles	\$2,097.09
F.	C1B2X1G1D0-XXXX-XX	Mini H3	57.1"H × 24"W × 20"D	Whiteboard	Peg		(3) 3" Totes + (5) 6" Totes	Y	Laminate	\$2,357.83
G.	C1B2X1B1X0	Mini H3	51.1"H × 14.8"W × 19.2"D	Whiteboard	Peg		(6) 6" Totes	Y		\$1,939.43
H.	C1B2X1B1F0	Mini H3	53.6"H × 14.8"W × 19.2"D	Whiteboard	Peg		(6) 6" Totes	Y	Handles	\$2,012.20
I.	C1B2X1B1D0-XXXX-XX	Mini H3	57.1"H × 24"W × 20"D	Whiteboard	Peg		(6) 6" Totes	Y	Laminate	\$2,272.94
J.	C1B2X1D1X0	Mini H3	51.1"H × 14.8"W × 19.2"D	Whiteboard	Peg		Shelves	Y		\$1,451.44
K.	C1B2X1D1F0	Mini H3	53.6"H × 14.8"W × 19.2"D	Whiteboard	Peg		Shelves	Y	Handles	\$1,524.20
L.	C1B2X1D1D0-XXXX-XX	Mini H3	57.1"H × 24"W × 20"D	Whiteboard	Peg		Shelves	Y	Laminate	\$1,784.94

## Compass Cabinets: Mini H3 + Whiteboard Back Panel



Key	Part No.	Size	Dimensions	Back Panel	Side Panel	Doors	Interior Filling	Casters	Top	Base MSRP
A.	C1B1X4A1X0	Mini H3	51.1"H × 14.8"W × 19.2"D	Whiteboard	Standard	Right	(12) 3" Totes	Y		\$2,110.87
B.	C1B1X4A1F0	Mini H3	53.6"H × 14.8"W × 19.2"D	Whiteboard	Standard	Right	(12) 3" Totes	Y	Handles	\$2,183.63
C.	C1B1X4A1D0-XXXX-XX	Mini H3	57.1"H × 24"W × 20"D	Whiteboard	Standard	Right	(12) 3" Totes	Y	Laminate	\$2,444.37
D.	C1B1X4G1X0	Mini H3	51.1"H × 14.8"W × 19.2"D	Whiteboard	Standard	Right	(3) 3" Totes + (5) 6" Totes	Y		\$1,983.52
E.	C1B1X4G1F0	Mini H3	53.6"H × 14.8"W × 19.2"D	Whiteboard	Standard	Right	(3) 3" Totes + (5) 6" Totes	Y	Handles	\$2,056.29
F.	C1B1X4G1D0-XXXX-XX	Mini H3	57.1"H × 24"W × 20"D	Whiteboard	Standard	Right	(3) 3" Totes + (5) 6" Totes	Y	Laminate	\$2,317.04
G.	C1B1X4B1X0	Mini H3	51.1"H × 14.8"W × 19.2"D	Whiteboard	Standard	Right	(6) 6" Totes	Y		\$1,898.63
H.	C1B1X4B1F0	Mini H3	53.6"H × 14.8"W × 19.2"D	Whiteboard	Standard	Right	(6) 6" Totes	Y	Handles	\$1,971.40
I.	C1B1X4B1D0-XXXX-XX	Mini H3	57.1"H × 24"W × 20"D	Whiteboard	Standard	Right	(6) 6" Totes	Y	Laminate	\$2,232.14
J.	C1B1X4D1X0	Mini H3	51.1"H × 14.8"W × 19.2"D	Whiteboard	Standard	Right	Shelves	Y		\$1,392.39
K.	C1B1X4D1F0	Mini H3	53.6"H × 14.8"W × 19.2"D	Whiteboard	Standard	Right	Shelves	Y	Handles	\$1,465.16
L.	C1B1X4D1D0-XXXX-XX	Mini H3	57.1"H × 24"W × 20"D	Whiteboard	Standard	Right	Shelves	Y	Laminate	\$1,725.91

## Compass Cabinets: Mini H3 + Whiteboard Back Panel



Key	Part No.	Size	Dimensions	Back Panel	Side Panel	Doors	Interior Filling	Casters	Top	Base MSRP
A.	C1B1X1A1X0	Mini H3	51.1"H × 14.8"W × 19.2"D	Whiteboard	Standard		(12) 3" Totes	Y		\$1,909.11
B.	C1B1X1A1F0	Mini H3	53.6"H × 14.8"W × 19.2"D	Whiteboard	Standard		(12) 3" Totes	Y	Handles	\$1,981.88
C.	C1B1X1A1D0-XXXX-XX	Mini H3	57.1"H × 24"W × 20"D	Whiteboard	Standard		(12) 3" Totes	Y	Laminate	\$2,242.62
D.	C1B1X1G1X0	Mini H3	51.1"H × 14.8"W × 19.2"D	Whiteboard	Standard		(3) 3" Totes + (5) 6" Totes	Y		\$1,781.78
E.	C1B1X1G1F0	Mini H3	53.6"H × 14.8"W × 19.2"D	Whiteboard	Standard		(3) 3" Totes + (5) 6" Totes	Y	Handles	\$1,854.54
F.	C1B1X1G1D0-XXXX-XX	Mini H3	57.1"H × 24"W × 20"D	Whiteboard	Standard		(3) 3" Totes + (5) 6" Totes	Y	Laminate	\$2,115.28
G.	C1B1X1B1X0	Mini H3	51.1"H × 14.8"W × 19.2"D	Whiteboard	Standard		(6) 6" Totes	Y		\$1,696.88
H.	C1B1X1B1F0	Mini H3	53.6"H × 14.8"W × 19.2"D	Whiteboard	Standard		(6) 6" Totes	Y	Handles	\$1,769.65
I.	C1B1X1B1D0-XXXX-XX	Mini H3	57.1"H × 24"W × 20"D	Whiteboard	Standard		(6) 6" Totes	Y	Laminate	\$2,030.39
J.	C1B1X1D1X0	Mini H3	51.1"H × 14.8"W × 19.2"D	Whiteboard	Standard		Shelves	Y		\$1,208.89
K.	C1B1X1D1F0	Mini H3	53.6"H × 14.8"W × 19.2"D	Whiteboard	Standard		Shelves	Y	Handles	\$1,281.65
L.	C1B1X1D1D0-XXXX-XX	Mini H3	57.1"H × 24"W × 20"D	Whiteboard	Standard		Shelves	Y	Laminate	\$1,542.39

## Compass Cabinets: Midi H1



Key	Part No.	Size	Dimensions	Back Panel	Side Panel	Doors	Interior Filling	Casters	Top	Base MSRP
A.	A2A2X2A1X0	Midi H1	25.9"H × 28.4"W × 19.2"D	Standard	Peg	Y	(10) 3" Totes	Y		\$1,543.34
B.	A2A2X2A1F0	Midi H1	28.4"H × 28.4"W × 19.2"D	Standard	Peg	Y	(10) 3" Totes	Y	Handles	\$1,616.11
C.	A2A2X2A1D0-XXXX-XX	Midi H1	31.9"H × 36"W × 20"D	Standard	Peg	Y	(10) 3" Totes	Y	Laminate	\$1,925.36
D.	A2A2X2A1B0	Midi H1	61.9"H × 28.4"W × 19.2"D	Standard	Peg	Y	(10) 3" Totes	Y	Ogee	\$2,149.72
E.	A2A2X2A1A0	Midi H1	55.9"H × 28.4"W × 19.2"D	Standard	Peg	Y	(10) 3" Totes	Y	TV Mount	\$2,210.36
F.	A2A2X2C1X0	Midi H1	25.9"H × 28.4"W × 19.2"D	Standard	Peg	Y	(6) 3" Totes + (2) 6" Totes	Y		\$1,506.96
G.	A2A2X2C1F0	Midi H1	28.4"H × 28.4"W × 19.2"D	Standard	Peg	Y	(6) 3" Totes + (2) 6" Totes	Y	Handles	\$1,579.73
H.	A2A2X2C1D0-XXXX-XX	Midi H1	31.9"H × 36"W × 20"D	Standard	Peg	Y	(6) 3" Totes + (2) 6" Totes	Y	Laminate	\$1,888.98
I.	A2A2X2C1B0	Midi H1	61.9"H × 28.4"W × 19.2"D	Standard	Peg	Y	(6) 3" Totes + (2) 6" Totes	Y	Ogee	\$2,113.34
J.	A2A2X2C1A0	Midi H1	55.9"H × 28.4"W × 19.2"D	Standard	Peg	Y	(6) 3" Totes + (2) 6" Totes	Y	TV Mount	\$2,173.97
K.	A2A2X2D1X0	Midi H1	25.9"H × 28.4"W × 19.2"D	Standard	Peg	Y	Shelves	Y		\$1,167.20
L.	A2A2X2D1F0	Midi H1	28.4"H × 28.4"W × 19.2"D	Standard	Peg	Y	Shelves	Y	Handles	\$1,239.97

## Compass Cabinets: Midi H1



Key	Part No.	Size	Dimensions	Back Panel	Side Panel	Doors	Interior Filling	Casters	Top	Base MSRP
A.	A2A2X2D1D0-XXXX-XX	Midi H1	31.9"H × 36"W × 20"D	Standard	Peg	Y	Shelves	Y	Laminate	\$1,549.21
B.	A2A2X2D1B0	Midi H1	61.9"H × 28.4"W × 19.2"D	Standard	Peg	Y	Shelves	Y	Ogee	\$1,773.58
C.	A2A2X2D1A0	Midi H1	55.9"H × 28.4"W × 19.2"D	Standard	Peg	Y	Shelves	Y	TV Mount	\$1,834.21
D.	A2A2X1A1X0	Midi H1	25.9"H × 28.4"W × 19.2"D	Standard	Peg		(10) 3" Totes	Y		\$1,359.82
E.	A2A2X1A1F0	Midi H1	28.4"H × 28.4"W × 19.2"D	Standard	Peg		(10) 3" Totes	Y	Handles	\$1,432.59
F.	A2A2X1A1D0-XXXX-XX	Midi H1	31.9"H × 36"W × 20"D	Standard	Peg		(10) 3" Totes	Y	Laminate	\$1,741.85
G.	A2A2X1A1B0	Midi H1	61.9"H × 28.4"W × 19.2"D	Standard	Peg		(10) 3" Totes	Y	Ogee	\$1,966.20
H.	A2A2X1A1A0	Midi H1	55.9"H × 28.4"W × 19.2"D	Standard	Peg		(10) 3" Totes	Y	TV Mount	\$2,026.84
I.	A2A2X1C1X0	Midi H1	25.9"H × 28.4"W × 19.2"D	Standard	Peg		(6) 3" Totes + (2) 6" Totes	Y		\$1,323.44
J.	A2A2X1C1F0	Midi H1	28.4"H × 28.4"W × 19.2"D	Standard	Peg		(6) 3" Totes + (2) 6" Totes	Y	Handles	\$1,396.21
K.	A2A2X1C1D0-XXXX-XX	Midi H1	31.9"H × 36"W × 20"D	Standard	Peg		(6) 3" Totes + (2) 6" Totes	Y	Laminate	\$1,705.46
L.	A2A2X1C1B0	Midi H1	61.9"H × 28.4"W × 19.2"D	Standard	Peg		(6) 3" Totes + (2) 6" Totes	Y	Ogee	\$1,929.82

## Compass Cabinets: Midi H1



Key	Part No.	Size	Dimensions	Back Panel	Side Panel	Doors	Interior Filling	Casters	Top	Base MSRP
A.	A2A2X1C1A0	Midi H1	55.9"H × 28.4"W × 19.2"D	Standard	Peg		(6) 3" Totes + (2) 6" Totes	Y	TV Mount	\$1,990.45
B.	A2A2X1D1X0	Midi H1	25.9"H × 28.4"W × 19.2"D	Standard	Peg		Shelves	Y		\$999.30
C.	A2A2X1D1F0	Midi H1	28.4"H × 28.4"W × 19.2"D	Standard	Peg		Shelves	Y	Handles	\$1,072.06
D.	A2A2X1D1D0-XXXX-XX	Midi H1	31.9"H × 36"W × 20"D	Standard	Peg		Shelves	Y	Laminate	\$1,381.31
E.	A2A2X1D1B0	Midi H1	61.9"H × 28.4"W × 19.2"D	Standard	Peg		Shelves	Y	Ogee	\$1,605.67
F.	A2A2X1D1A0	Midi H1	55.9"H × 28.4"W × 19.2"D	Standard	Peg		Shelves	Y	TV Mount	\$1,666.31
G.	A2A1X2A1X0	Midi H1	25.9"H × 28.4"W × 19.2"D	Standard	Standard	Y	(10) 3" Totes	Y		\$1,361.43
H.	A2A1X2A1F0	Midi H1	28.4"H × 28.4"W × 19.2"D	Standard	Standard	Y	(10) 3" Totes	Y	Handles	\$1,434.20
I.	A2A1X2A1D0-XXXX-XX	Midi H1	31.9"H × 36"W × 20"D	Standard	Standard	Y	(10) 3" Totes	Y	Laminate	\$1,743.45
J.	A2A1X2A1B0	Midi H1	61.9"H × 28.4"W × 19.2"D	Standard	Standard	Y	(10) 3" Totes	Y	Ogee	\$1,967.81
K.	A2A1X2A1A0	Midi H1	55.9"H × 28.4"W × 19.2"D	Standard	Standard	Y	(10) 3" Totes	Y	TV Mount	\$2,028.44
L.	A2A1X2C1X0	Midi H1	25.9"H × 28.4"W × 19.2"D	Standard	Standard	Y	(6) 3" Totes + (2) 6" Totes	Y		\$1,325.05

## Compass Cabinets: Midi H1



Key	Part No.	Size	Dimensions	Back Panel	Side Panel	Doors	Interior Filling	Casters	Top	Base MSRP
A.	A2A1X2C1F0	Midi H1	28.4"H × 28.4"W × 19.2"D	Standard	Standard	Y	(6) 3" Totes + (2) 6" Totes	Y	Handles	\$1,397.81
B.	A2A1X2C1D0-XXXX-XX	Midi H1	31.9"H × 36"W × 20"D	Standard	Standard	Y	(6) 3" Totes + (2) 6" Totes	Y	Laminate	\$1,707.07
C.	A2A1X2C1B0	Midi H1	61.9"H × 28.4"W × 19.2"D	Standard	Standard	Y	(6) 3" Totes + (2) 6" Totes	Y	Ogee	\$1,931.42
D.	A2A1X2C1A0	Midi H1	55.9"H × 28.4"W × 19.2"D	Standard	Standard	Y	(6) 3" Totes + (2) 6" Totes	Y	TV Mount	\$1,992.06
E.	A2A1X2D1X0	Midi H1	25.9"H × 28.4"W × 19.2"D	Standard	Standard	Y	Shelves	Y		\$985.29
F.	A2A1X2D1F0	Midi H1	28.4"H × 28.4"W × 19.2"D	Standard	Standard	Y	Shelves	Y	Handles	\$1,058.05
G.	A2A1X2D1D0-XXXX-XX	Midi H1	31.9"H × 36"W × 20"D	Standard	Standard	Y	Shelves	Y	Laminate	\$1,367.30
H.	A2A1X2D1B0	Midi H1	61.9"H × 28.4"W × 19.2"D	Standard	Standard	Y	Shelves	Y	Ogee	\$1,591.66
I.	A2A1X2D1A0	Midi H1	55.9"H × 28.4"W × 19.2"D	Standard	Standard	Y	Shelves	Y	TV Mount	\$1,652.30
J.	A2A1X1A1X0	Midi H1	25.9"H × 28.4"W × 19.2"D	Standard	Standard		(10) 3" Totes	Y		\$1,177.92
K.	A2A1X1A1F0	Midi H1	28.4"H × 28.4"W × 19.2"D	Standard	Standard		(10) 3" Totes	Y	Handles	\$1,250.69
L.	A2A1X1A1D0-XXXX-XX	Midi H1	31.9"H × 36"W × 20"D	Standard	Standard		(10) 3" Totes	Y	Laminate	\$1,559.93

## Compass Cabinets: Midi H1



Key	Part No.	Size	Dimensions	Back Panel	Side Panel	Doors	Interior Filling	Casters	Top	Base MSRP
A.	A2A1X1A1B0	Midi H1	61.9"H × 28.4"W × 19.2"D	Standard	Standard		(10) 3" Totes	Y	Ogee	\$1,784.30
B.	A2A1X1A1A0	Midi H1	55.9"H × 28.4"W × 19.2"D	Standard	Standard		(10) 3" Totes	Y	TV Mount	\$1,844.93
C.	A2A1X1C1X0	Midi H1	25.9"H × 28.4"W × 19.2"D	Standard	Standard		(6) 3" Totes + (2) 6" Totes	Y		\$1,141.54
D.	A2A1X1C1F0	Midi H1	28.4"H × 28.4"W × 19.2"D	Standard	Standard		(6) 3" Totes + (2) 6" Totes	Y	Handles	\$1,214.30
E.	A2A1X1C1D0-XXXX-XX	Midi H1	31.9"H × 36"W × 20"D	Standard	Standard		(6) 3" Totes + (2) 6" Totes	Y	Laminate	\$1,523.55
F.	A2A1X1C1B0	Midi H1	61.9"H × 28.4"W × 19.2"D	Standard	Standard		(6) 3" Totes + (2) 6" Totes	Y	Ogee	\$1,747.91
G.	A2A1X1C1A0	Midi H1	55.9"H × 28.4"W × 19.2"D	Standard	Standard		(6) 3" Totes + (2) 6" Totes	Y	TV Mount	\$1,808.55
H.	A2A1X1D1X0	Midi H1	25.9"H × 28.4"W × 19.2"D	Standard	Standard		Shelves	Y		\$817.38
I.	A2A1X1D1F0	Midi H1	28.4"H × 28.4"W × 19.2"D	Standard	Standard		Shelves	Y	Handles	\$890.15
J.	A2A1X1D1D0-XXXX-XX	Midi H1	31.9"H × 36"W × 20"D	Standard	Standard		Shelves	Y	Laminate	\$1,199.39
K.	A2A1X1D1B0	Midi H1	61.9"H × 28.4"W × 19.2"D	Standard	Standard		Shelves	Y	Ogee	\$1,423.76
L.	A2A1X1D1A0	Midi H1	55.9"H × 28.4"W × 19.2"D	Standard	Standard		Shelves	Y	TV Mount	\$1,484.40



## Compass Cabinets: Midi H2



Key	Part No.	Size	Dimensions	Back Panel	Side Panel	Doors	Interior Filling	Casters	Top	Base MSRP
A.	B2A2X2A1X0	Midi H2	36.1"H × 28.4"W × 19.2"D	Standard	Peg	Y	(16) 3" Totes	Y		\$2,038.32
B.	B2A2X2A1F0	Midi H2	38.6"H × 28.4"W × 19.2"D	Standard	Peg	Y	(16) 3" Totes	Y	Handles	\$2,111.09
C.	B2A2X2A1D0-XXXX-XX	Midi H2	42.1"H × 36"W × 20"D	Standard	Peg	Y	(16) 3" Totes	Y	Laminate	\$2,420.33
D.	B2A2X2A1E0-XXXX-XX	Midi H2	43.7"H × 28.4"W × 22"D	Standard	Peg	Y	(16) 3" Totes	Y	Lectern	\$2,432.46
E.	B2A2X2A1B0	Midi H2	72.1"H × 28.4"W × 19.2"D	Standard	Peg	Y	(16) 3" Totes	Y	Ogee	\$2,644.70
F.	B2A2X2A1A0	Midi H2	66.1"H × 28.4"W × 19.2"D	Standard	Peg	Y	(16) 3" Totes	Y	TV Mount	\$2,705.34
G.	B2A2X2C1X0	Midi H2	36.1"H × 28.4"W × 19.2"D	Standard	Peg	Y	(8) 3" Totes + (4) 6" Totes	Y		\$1,959.49
H.	B2A2X2C1F0	Midi H2	38.6"H × 28.4"W × 19.2"D	Standard	Peg	Y	(8) 3" Totes + (4) 6" Totes	Y	Handles	\$2,032.25
I.	B2A2X2C1D0-XXXX-XX	Midi H2	42.1"H × 36"W × 20"D	Standard	Peg	Y	(8) 3" Totes + (4) 6" Totes	Y	Laminate	\$2,341.51
J.	B2A2X2C1E0-XXXX-XX	Midi H2	43.7"H × 28.4"W × 22"D	Standard	Peg	Y	(8) 3" Totes + (4) 6" Totes	Y	Lectern	\$2,353.64
K.	B2A2X2C1B0	Midi H2	72.1"H × 28.4"W × 19.2"D	Standard	Peg	Y	(8) 3" Totes + (4) 6" Totes	Y	Ogee	\$2,565.86
L.	B2A2X2C1A0	Midi H2	66.1"H × 28.4"W × 19.2"D	Standard	Peg	Y	(8) 3" Totes + (4) 6" Totes	Y	TV Mount	\$2,626.50

## Compass Cabinets: Midi H2



Key	Part No.	Size	Dimensions	Back Panel	Side Panel	Doors	Interior Filling	Casters	Top	Base MSRP
A.	B2A2X2B1X0	Midi H2	36.1"H × 28.4"W × 19.2"D	Standard	Peg	Y	(8) 6" Totes	Y		\$1,892.79
B.	B2A2X2B1F0	Midi H2	38.6"H × 28.4"W × 19.2"D	Standard	Peg	Y	(8) 6" Totes	Y	Handles	\$1,965.56
C.	B2A2X2B1D0-XXXX-XX	Midi H2	42.1"H × 36"W × 20"D	Standard	Peg	Y	(8) 6" Totes	Y	Laminate	\$2,274.80
D.	B2A2X2B1E0-XXXX-XX	Midi H2	43.7"H × 28.4"W × 22"D	Standard	Peg	Y	(8) 6" Totes	Y	Lectern	\$2,286.93
E.	B2A2X2B1B0	Midi H2	72.1"H × 28.4"W × 19.2"D	Standard	Peg	Y	(8) 6" Totes	Y	Ogee	\$2,499.17
F.	B2A2X2B1A0	Midi H2	66.1"H × 28.4"W × 19.2"D	Standard	Peg	Y	(8) 6" Totes	Y	TV Mount	\$2,559.81
G.	B2A2X2D1X0	Midi H2	36.1"H × 28.4"W × 19.2"D	Standard	Peg	Y	Shelves	Y		\$1,468.24
H.	B2A2X2D1F0	Midi H2	38.6"H × 28.4"W × 19.2"D	Standard	Peg	Y	Shelves	Y	Handles	\$1,541.00
I.	B2A2X2D1D0-XXXX-XX	Midi H2	42.1"H × 36"W × 20"D	Standard	Peg	Y	Shelves	Y	Laminate	\$1,850.26
J.	B2A2X2D1E0-XXXX-XX	Midi H2	43.7"H × 28.4"W × 22"D	Standard	Peg	Y	Shelves	Y	Lectern	\$1,862.39
K.	B2A2X2D1B0	Midi H2	72.1"H × 28.4"W × 19.2"D	Standard	Peg	Y	Shelves	Y	Ogee	\$2,074.61
L.	B2A2X2D1A0	Midi H2	66.1"H × 28.4"W × 19.2"D	Standard	Peg	Y	Shelves	Y	TV Mount	\$2,135.25

## Compass Cabinets: Midi H2



Key	Part No.	Size	Dimensions	Back Panel	Side Panel	Doors	Interior Filling	Casters	Top	Base MSRP
A.	B2A2X1A1X0	Midi H2	36.1"H × 28.4"W × 19.2"D	Standard	Peg		(16) 3" Totes	Y		\$1,787.12
B.	B2A2X1A1F0	Midi H2	38.6"H × 28.4"W × 19.2"D	Standard	Peg		(16) 3" Totes	Y	Handles	\$1,859.89
C.	B2A2X1A1D0-XXXX-XX	Midi H2	42.1"H × 36"W × 20"D	Standard	Peg		(16) 3" Totes	Y	Laminate	\$2,169.13
D.	B2A2X1A1E0-XXXX-XX	Midi H2	43.7"H × 28.4"W × 22"D	Standard	Peg		(16) 3" Totes	Y	Lectern	\$2,181.26
E.	B2A2X1A1B0	Midi H2	72.1"H × 28.4"W × 19.2"D	Standard	Peg		(16) 3" Totes	Y	Ogee	\$2,393.50
F.	B2A2X1A1A0	Midi H2	66.1"H × 28.4"W × 19.2"D	Standard	Peg		(16) 3" Totes	Y	TV Mount	\$2,454.13
G.	B2A2X1C1X0	Midi H2	36.1"H × 28.4"W × 19.2"D	Standard	Peg		(8) 3" Totes + (4) 6" Totes	Y		\$1,708.29
H.	B2A2X1C1F0	Midi H2	38.6"H × 28.4"W × 19.2"D	Standard	Peg		(8) 3" Totes + (4) 6" Totes	Y	Handles	\$1,781.05
I.	B2A2X1C1D0-XXXX-XX	Midi H2	42.1"H × 36"W × 20"D	Standard	Peg		(8) 3" Totes + (4) 6" Totes	Y	Laminate	\$2,090.31
J.	B2A2X1C1E0-XXXX-XX	Midi H2	43.7"H × 28.4"W × 22"D	Standard	Peg		(8) 3" Totes + (4) 6" Totes	Y	Lectern	\$2,102.44
K.	B2A2X1C1B0	Midi H2	72.1"H × 28.4"W × 19.2"D	Standard	Peg		(8) 3" Totes + (4) 6" Totes	Y	Ogee	\$2,314.66
L.	B2A2X1C1A0	Midi H2	66.1"H × 28.4"W × 19.2"D	Standard	Peg		(8) 3" Totes + (4) 6" Totes	Y	TV Mount	\$2,375.30

## Compass Cabinets: Midi H2



Key	Part No.	Size	Dimensions	Back Panel	Side Panel	Doors	Interior Filling	Casters	Top	Base MSRP
A.	B2A2X1B1X0	Midi H2	36.1"H × 28.4"W × 19.2"D	Standard	Peg		(8) 6" Totes	Y		\$1,641.59
B.	B2A2X1B1F0	Midi H2	38.6"H × 28.4"W × 19.2"D	Standard	Peg		(8) 6" Totes	Y	Handles	\$1,714.36
C.	B2A2X1B1D0-XXXX-XX	Midi H2	42.1"H × 36"W × 20"D	Standard	Peg		(8) 6" Totes	Y	Laminate	\$2,023.60
D.	B2A2X1B1E0-XXXX-XX	Midi H2	43.7"H × 28.4"W × 22"D	Standard	Peg		(8) 6" Totes	Y	Lectern	\$2,035.73
E.	B2A2X1B1B0	Midi H2	72.1"H × 28.4"W × 19.2"D	Standard	Peg		(8) 6" Totes	Y	Ogee	\$2,247.97
F.	B2A2X1B1A0	Midi H2	66.1"H × 28.4"W × 19.2"D	Standard	Peg		(8) 6" Totes	Y	TV Mount	\$2,308.60
G.	B2A2X1D1X0	Midi H2	36.1"H × 28.4"W × 19.2"D	Standard	Peg		Shelves	Y		\$1,239.17
H.	B2A2X1D1F0	Midi H2	38.6"H × 28.4"W × 19.2"D	Standard	Peg		Shelves	Y	Handles	\$1,311.93
I.	B2A2X1D1D0-XXXX-XX	Midi H2	42.1"H × 36"W × 20"D	Standard	Peg		Shelves	Y	Laminate	\$1,621.18
J.	B2A2X1D1E0-XXXX-XX	Midi H2	43.7"H × 28.4"W × 22"D	Standard	Peg		Shelves	Y	Lectern	\$1,633.31
K.	B2A2X1D1B0	Midi H2	72.1"H × 28.4"W × 19.2"D	Standard	Peg		Shelves	Y	Ogee	\$1,845.54
L.	B2A2X1D1A0	Midi H2	66.1"H × 28.4"W × 19.2"D	Standard	Peg		Shelves	Y	TV Mount	\$1,906.18

## Compass Cabinets: Midi H2



Key	Part No.	Size	Dimensions	Back Panel	Side Panel	Doors	Interior Filling	Casters	Top	Base MSRP
A.	B2A1X2A1X0	Midi H2	36.1"H × 28.4"W × 19.2"D	Standard	Standard	Y	(16) 3" Totes	Y		\$1,826.09
B.	B2A1X2A1F0	Midi H2	38.6"H × 28.4"W × 19.2"D	Standard	Standard	Y	(16) 3" Totes	Y	Handles	\$1,898.85
C.	B2A1X2A1D0-XXXX-XX	Midi H2	42.1"H × 36"W × 20"D	Standard	Standard	Y	(16) 3" Totes	Y	Laminate	\$2,208.10
D.	B2A1X2A1E0-XXXX-XX	Midi H2	43.7"H × 28.4"W × 22"D	Standard	Standard	Y	(16) 3" Totes	Y	Lectern	\$2,220.24
E.	B2A1X2A1B0	Midi H2	72.1"H × 28.4"W × 19.2"D	Standard	Standard	Y	(16) 3" Totes	Y	Ogee	\$2,432.46
F.	B2A1X2A1A0	Midi H2	66.1"H × 28.4"W × 19.2"D	Standard	Standard	Y	(16) 3" Totes	Y	TV Mount	\$2,493.10
G.	B2A1X2C1X0	Midi H2	36.1"H × 28.4"W × 19.2"D	Standard	Standard	Y	(8) 3" Totes + (4) 6" Totes	Y		\$1,747.26
H.	B2A1X2C1F0	Midi H2	38.6"H × 28.4"W × 19.2"D	Standard	Standard	Y	(8) 3" Totes + (4) 6" Totes	Y	Handles	\$1,820.03
I.	B2A1X2C1D0-XXXX-XX	Midi H2	42.1"H × 36"W × 20"D	Standard	Standard	Y	(8) 3" Totes + (4) 6" Totes	Y	Laminate	\$2,129.27
J.	B2A1X2C1E0-XXXX-XX	Midi H2	43.7"H × 28.4"W × 22"D	Standard	Standard	Y	(8) 3" Totes + (4) 6" Totes	Y	Lectern	\$2,141.40
K.	B2A1X2C1B0	Midi H2	72.1"H × 28.4"W × 19.2"D	Standard	Standard	Y	(8) 3" Totes + (4) 6" Totes	Y	Ogee	\$2,353.64
L.	B2A1X2C1A0	Midi H2	66.1"H × 28.4"W × 19.2"D	Standard	Standard	Y	(8) 3" Totes + (4) 6" Totes	Y	TV Mount	\$2,414.28

## Compass Cabinets: Midi H2



Key	Part No.	Size	Dimensions	Back Panel	Side Panel	Doors	Interior Filling	Casters	Top	Base MSRP
A.	B2A1X2B1X0	Midi H2	36.1"H × 28.4"W × 19.2"D	Standard	Standard	Y	(8) 6" Totes	Y		\$1,680.56
B.	B2A1X2B1F0	Midi H2	38.6"H × 28.4"W × 19.2"D	Standard	Standard	Y	(8) 6" Totes	Y	Handles	\$1,753.32
C.	B2A1X2B1D0-XXXX-XX	Midi H2	42.1"H × 36"W × 20"D	Standard	Standard	Y	(8) 6" Totes	Y	Laminate	\$2,062.58
D.	B2A1X2B1E0-XXXX-XX	Midi H2	43.7"H × 28.4"W × 22"D	Standard	Standard	Y	(8) 6" Totes	Y	Lectern	\$2,074.71
E.	B2A1X2B1B0	Midi H2	72.1"H × 28.4"W × 19.2"D	Standard	Standard	Y	(8) 6" Totes	Y	Ogee	\$2,286.93
F.	B2A1X2B1A0	Midi H2	66.1"H × 28.4"W × 19.2"D	Standard	Standard	Y	(8) 6" Totes	Y	TV Mount	\$2,347.57
G.	B2A1X2D1X0	Midi H2	36.1"H × 28.4"W × 19.2"D	Standard	Standard	Y	Shelves	Y		\$1,256.01
H.	B2A1X2D1F0	Midi H2	38.6"H × 28.4"W × 19.2"D	Standard	Standard	Y	Shelves	Y	Handles	\$1,328.78
I.	B2A1X2D1D0-XXXX-XX	Midi H2	42.1"H × 36"W × 20"D	Standard	Standard	Y	Shelves	Y	Laminate	\$1,638.02
J.	B2A1X2D1E0-XXXX-XX	Midi H2	43.7"H × 28.4"W × 22"D	Standard	Standard	Y	Shelves	Y	Lectern	\$1,650.15
K.	B2A1X2D1B0	Midi H2	72.1"H × 28.4"W × 19.2"D	Standard	Standard	Y	Shelves	Y	Ogee	\$1,862.39
L.	B2A1X2D1A0	Midi H2	66.1"H × 28.4"W × 19.2"D	Standard	Standard	Y	Shelves	Y	TV Mount	\$1,923.02

## Compass Cabinets: Midi H2



Key	Part No.	Size	Dimensions	Back Panel	Side Panel	Doors	Interior Filling	Casters	Top	Base MSRP
A.	B2A1X1A1X0	Midi H2	36.1"H × 28.4"W × 19.2"D	Standard	Standard		(16) 3" Totes	Y		\$1,574.88
B.	B2A1X1A1F0	Midi H2	38.6"H × 28.4"W × 19.2"D	Standard	Standard		(16) 3" Totes	Y	Handles	\$1,647.65
C.	B2A1X1A1D0-XXXX-XX	Midi H2	42.1"H × 36"W × 20"D	Standard	Standard		(16) 3" Totes	Y	Laminate	\$1,956.91
D.	B2A1X1A1E0-XXXX-XX	Midi H2	43.7"H × 28.4"W × 22"D	Standard	Standard		(16) 3" Totes	Y	Lectern	\$1,969.03
E.	B2A1X1A1B0	Midi H2	72.1"H × 28.4"W × 19.2"D	Standard	Standard		(16) 3" Totes	Y	Ogee	\$2,181.26
F.	B2A1X1A1A0	Midi H2	66.1"H × 28.4"W × 19.2"D	Standard	Standard		(16) 3" Totes	Y	TV Mount	\$2,241.90
G.	B2A1X1C1X0	Midi H2	36.1"H × 28.4"W × 19.2"D	Standard	Standard		(8) 3" Totes + (4) 6" Totes	Y		\$1,496.06
H.	B2A1X1C1F0	Midi H2	38.6"H × 28.4"W × 19.2"D	Standard	Standard		(8) 3" Totes + (4) 6" Totes	Y	Handles	\$1,568.83
I.	B2A1X1C1D0-XXXX-XX	Midi H2	42.1"H × 36"W × 20"D	Standard	Standard		(8) 3" Totes + (4) 6" Totes	Y	Laminate	\$1,878.07
J.	B2A1X1C1E0-XXXX-XX	Midi H2	43.7"H × 28.4"W × 22"D	Standard	Standard		(8) 3" Totes + (4) 6" Totes	Y	Lectern	\$1,890.20
K.	B2A1X1C1B0	Midi H2	72.1"H × 28.4"W × 19.2"D	Standard	Standard		(8) 3" Totes + (4) 6" Totes	Y	Ogee	\$2,102.44
L.	B2A1X1C1A0	Midi H2	66.1"H × 28.4"W × 19.2"D	Standard	Standard		(8) 3" Totes + (4) 6" Totes	Y	TV Mount	\$2,163.07

## Compass Cabinets: Midi H2



Key	Part No.	Size	Dimensions	Back Panel	Side Panel	Doors	Interior Filling	Casters	Top	Base MSRP
A.	B2A1X1B1X0	Midi H2	36.1"H × 28.4"W × 19.2"D	Standard	Standard		(8) 6" Totes	Y		\$1,429.35
B.	B2A1X1B1F0	Midi H2	38.6"H × 28.4"W × 19.2"D	Standard	Standard		(8) 6" Totes	Y	Handles	\$1,502.12
C.	B2A1X1B1D0-XXXX-XX	Midi H2	42.1"H × 36"W × 20"D	Standard	Standard		(8) 6" Totes	Y	Laminate	\$1,811.38
D.	B2A1X1B1E0-XXXX-XX	Midi H2	43.7"H × 28.4"W × 22"D	Standard	Standard		(8) 6" Totes	Y	Lectern	\$1,823.50
E.	B2A1X1B1B0	Midi H2	72.1"H × 28.4"W × 19.2"D	Standard	Standard		(8) 6" Totes	Y	Ogee	\$2,035.73
F.	B2A1X1B1A0	Midi H2	66.1"H × 28.4"W × 19.2"D	Standard	Standard		(8) 6" Totes	Y	TV Mount	\$2,096.37
G.	B2A1X1D1X0	Midi H2	36.1"H × 28.4"W × 19.2"D	Standard	Standard		Shelves	Y		\$1,026.93
H.	B2A1X1D1F0	Midi H2	38.6"H × 28.4"W × 19.2"D	Standard	Standard		Shelves	Y	Handles	\$1,099.70
I.	B2A1X1D1D0-XXXX-XX	Midi H2	42.1"H × 36"W × 20"D	Standard	Standard		Shelves	Y	Laminate	\$1,408.95
J.	B2A1X1D1E0-XXXX-XX	Midi H2	43.7"H × 28.4"W × 22"D	Standard	Standard		Shelves	Y	Lectern	\$1,421.08
K.	B2A1X1D1B0	Midi H2	72.1"H × 28.4"W × 19.2"D	Standard	Standard		Shelves	Y	Ogee	\$1,633.31
L.	B2A1X1D1A0	Midi H2	66.1"H × 28.4"W × 19.2"D	Standard	Standard		Shelves	Y	TV Mount	\$1,693.94



## Compass Cabinets: Midi H2 + Whiteboard Back Panel



Key	Part No.	Size	Dimensions	Back Panel	Side Panel	Doors	Interior Filling	Casters	Top	Base MSRP
A.	B2B2X2A1X0	Midi H2	36.1\"H × 28.4\"W × 19.2\"D	Whiteboard	Peg	Y	(16) 3\" Totes	Y		\$2,280.87
B.	B2B2X2A1F0	Midi H2	38.6\"H × 28.4\"W × 19.2\"D	Whiteboard	Peg	Y	(16) 3\" Totes	Y	Handles	\$2,353.64
C.	B2B2X2A1D0-XXXX-XX	Midi H2	42.1\"H × 36\"W × 20\"D	Whiteboard	Peg	Y	(16) 3\" Totes	Y	Laminate	\$2,662.88
D.	B2B2X2A1E0-XXXX-XX	Midi H2	43.7\"H × 28.4\"W × 22\"D	Whiteboard	Peg	Y	(16) 3\" Totes	Y	Lectern	\$2,675.01
E.	B2B2X2A1B0	Midi H2	72.1\"H × 28.4\"W × 19.2\"D	Whiteboard	Peg	Y	(16) 3\" Totes	Y	Ogee	\$2,887.25
F.	B2B2X2A1A0	Midi H2	66.1\"H × 28.4\"W × 19.2\"D	Whiteboard	Peg	Y	(16) 3\" Totes	Y	TV Mount	\$2,947.89
G.	B2B2X2C1X0	Midi H2	36.1\"H × 28.4\"W × 19.2\"D	Whiteboard	Peg	Y	(8) 3\" Totes + (4) 6\" Totes	Y		\$2,202.04
H.	B2B2X2C1F0	Midi H2	38.6\"H × 28.4\"W × 19.2\"D	Whiteboard	Peg	Y	(8) 3\" Totes + (4) 6\" Totes	Y	Handles	\$2,274.80
I.	B2B2X2C1D0-XXXX-XX	Midi H2	42.1\"H × 36\"W × 20\"D	Whiteboard	Peg	Y	(8) 3\" Totes + (4) 6\" Totes	Y	Laminate	\$2,584.06
J.	B2B2X2C1E0-XXXX-XX	Midi H2	43.7\"H × 28.4\"W × 22\"D	Whiteboard	Peg	Y	(8) 3\" Totes + (4) 6\" Totes	Y	Lectern	\$2,596.19
K.	B2B2X2C1B0	Midi H2	72.1\"H × 28.4\"W × 19.2\"D	Whiteboard	Peg	Y	(8) 3\" Totes + (4) 6\" Totes	Y	Ogee	\$2,808.41
L.	B2B2X2C1A0	Midi H2	66.1\"H × 28.4\"W × 19.2\"D	Whiteboard	Peg	Y	(8) 3\" Totes + (4) 6\" Totes	Y	TV Mount	\$2,869.05

## Compass Cabinets: Midi H2 + Whiteboard Back Panel



Key	Part No.	Size	Dimensions	Back Panel	Side Panel	Doors	Interior Filling	Casters	Top	Base MSRP
A.	B2B2X2B1X0	Midi H2	36.1"H × 28.4"W × 19.2"D	Whiteboard	Peg	Y	(8) 6" Totes	Y		\$2,135.34
B.	B2B2X2B1F0	Midi H2	38.6"H × 28.4"W × 19.2"D	Whiteboard	Peg	Y	(8) 6" Totes	Y	Handles	\$2,208.11
C.	B2B2X2B1D0-XXXX-XX	Midi H2	42.1"H × 36"W × 20"D	Whiteboard	Peg	Y	(8) 6" Totes	Y	Laminate	\$2,517.35
D.	B2B2X2B1E0-XXXX-XX	Midi H2	43.7"H × 28.4"W × 22"D	Whiteboard	Peg	Y	(8) 6" Totes	Y	Lectern	\$2,529.48
E.	B2B2X2B1B0	Midi H2	72.1"H × 28.4"W × 19.2"D	Whiteboard	Peg	Y	(8) 6" Totes	Y	Ogee	\$2,741.72
F.	B2B2X2B1A0	Midi H2	66.1"H × 28.4"W × 19.2"D	Whiteboard	Peg	Y	(8) 6" Totes	Y	TV Mount	\$2,802.36
G.	B2B2X2D1X0	Midi H2	36.1"H × 28.4"W × 19.2"D	Whiteboard	Peg	Y	Shelves	Y		\$1,710.79
H.	B2B2X2D1F0	Midi H2	38.6"H × 28.4"W × 19.2"D	Whiteboard	Peg	Y	Shelves	Y	Handles	\$1,783.55
I.	B2B2X2D1D0-XXXX-XX	Midi H2	42.1"H × 36"W × 20"D	Whiteboard	Peg	Y	Shelves	Y	Laminate	\$2,092.81
J.	B2B2X2D1E0-XXXX-XX	Midi H2	43.7"H × 28.4"W × 22"D	Whiteboard	Peg	Y	Shelves	Y	Lectern	\$2,104.94
K.	B2B2X2D1B0	Midi H2	72.1"H × 28.4"W × 19.2"D	Whiteboard	Peg	Y	Shelves	Y	Ogee	\$2,317.16
L.	B2B2X2D1A0	Midi H2	66.1"H × 28.4"W × 19.2"D	Whiteboard	Peg	Y	Shelves	Y	TV Mount	\$2,377.80

## Compass Cabinets: Midi H2 + Whiteboard Back Panel



Key	Part No.	Size	Dimensions	Back Panel	Side Panel	Doors	Interior Filling	Casters	Top	Base MSRP
A.	B2B2X1A1X0	Midi H2	36.1"H × 28.4"W × 19.2"D	Whiteboard	Peg		(16) 3" Totes			\$2,029.67
B.	B2B2X1A1F0	Midi H2	38.6"H × 28.4"W × 19.2"D	Whiteboard	Peg		(16) 3" Totes		Handles	\$2,102.44
C.	B2B2X1A1D0-XXXX-XX	Midi H2	42.1"H × 36"W × 20"D	Whiteboard	Peg		(16) 3" Totes		Laminate	\$2,411.68
D.	B2B2X1A1E0-XXXX-XX	Midi H2	43.7"H × 28.4"W × 22"D	Whiteboard	Peg		(16) 3" Totes		Lectern	\$2,423.81
E.	B2B2X1A1B0	Midi H2	72.1"H × 28.4"W × 19.2"D	Whiteboard	Peg		(16) 3" Totes		Ogee	\$2,636.05
F.	B2B2X1A1A0	Midi H2	66.1"H × 28.4"W × 19.2"D	Whiteboard	Peg		(16) 3" Totes		TV Mount	\$2,696.68
G.	B2B2X1C1X0	Midi H2	36.1"H × 28.4"W × 19.2"D	Whiteboard	Peg		(8) 3" Totes + (4) 6" Totes	Y		\$1,950.84
H.	B2B2X1C1F0	Midi H2	38.6"H × 28.4"W × 19.2"D	Whiteboard	Peg		(8) 3" Totes + (4) 6" Totes	Y	Handles	\$2,023.60
I.	B2B2X1C1D0-XXXX-XX	Midi H2	42.1"H × 36"W × 20"D	Whiteboard	Peg		(8) 3" Totes + (4) 6" Totes	Y	Laminate	\$2,332.86
J.	B2B2X1C1E0-XXXX-XX	Midi H2	43.7"H × 28.4"W × 22"D	Whiteboard	Peg		(8) 3" Totes + (4) 6" Totes	Y	Lectern	\$2,344.99
K.	B2B2X1C1B0	Midi H2	72.1"H × 28.4"W × 19.2"D	Whiteboard	Peg		(8) 3" Totes + (4) 6" Totes	Y	Ogee	\$2,557.21
L.	B2B2X1C1A0	Midi H2	66.1"H × 28.4"W × 19.2"D	Whiteboard	Peg		(8) 3" Totes + (4) 6" Totes	Y	TV Mount	\$2,617.85

## Compass Cabinets: Midi H2 + Whiteboard Back Panel



Key	Part No.	Size	Dimensions	Back Panel	Side Panel	Doors	Interior Filling	Casters	Top	Base MSRP
A.	B2B2X1B1X0	Midi H2	36.1"H × 28.4"W × 19.2"D	Whiteboard	Peg		(8) 6" Totes	Y		\$1,884.14
B.	B2B2X1B1F0	Midi H2	38.6"H × 28.4"W × 19.2"D	Whiteboard	Peg		(8) 6" Totes	Y	Handles	\$1,956.91
C.	B2B2X1B1D0-XXXX-XX	Midi H2	42.1"H × 36"W × 20"D	Whiteboard	Peg		(8) 6" Totes	Y	Laminate	\$2,266.15
D.	B2B2X1B1E0-XXXX-XX	Midi H2	43.7"H × 28.4"W × 22"D	Whiteboard	Peg		(8) 6" Totes	Y	Lectern	\$2,278.28
E.	B2B2X1B1B0	Midi H2	72.1"H × 28.4"W × 19.2"D	Whiteboard	Peg		(8) 6" Totes	Y	Ogee	\$2,490.52
F.	B2B2X1B1A0	Midi H2	66.1"H × 28.4"W × 19.2"D	Whiteboard	Peg		(8) 6" Totes	Y	TV Mount	\$2,551.15
G.	B2B2X1D1X0	Midi H2	36.1"H × 28.4"W × 19.2"D	Whiteboard	Peg		Shelves	Y		\$1,481.72
H.	B2B2X1D1F0	Midi H2	38.6"H × 28.4"W × 19.2"D	Whiteboard	Peg		Shelves	Y	Handles	\$1,554.48
I.	B2B2X1D1D0-XXXX-XX	Midi H2	42.1"H × 36"W × 20"D	Whiteboard	Peg		Shelves	Y	Laminate	\$1,863.73
J.	B2B2X1D1E0-XXXX-XX	Midi H2	43.7"H × 28.4"W × 22"D	Whiteboard	Peg		Shelves	Y	Lectern	\$1,875.86
K.	B2B2X1D1B0	Midi H2	72.1"H × 28.4"W × 19.2"D	Whiteboard	Peg		Shelves	Y	Ogee	\$2,088.09
L.	B2B2X1D1A0	Midi H2	66.1"H × 28.4"W × 19.2"D	Whiteboard	Peg		Shelves	Y	TV Mount	\$2,148.73

## Compass Cabinets: Midi H2 + Whiteboard Back Panel



Key	Part No.	Size	Dimensions	Back Panel	Side Panel	Doors	Interior Filling	Casters	Top	Base MSRP
A.	B2B1X2A1X0	Midi H2	36.1"H × 28.4"W × 19.2"D	Whiteboard	Standard	Y	(16) 3" Totes	Y		\$2,068.64
B.	B2B1X2A1F0	Midi H2	38.6"H × 28.4"W × 19.2"D	Whiteboard	Standard	Y	(16) 3" Totes	Y	Handles	\$2,141.40
C.	B2B1X2A1D0-XXXX-XX	Midi H2	42.1"H × 36"W × 20"D	Whiteboard	Standard	Y	(16) 3" Totes	Y	Laminate	\$2,450.66
D.	B2B1X2A1E0-XXXX-XX	Midi H2	43.7"H × 28.4"W × 22"D	Whiteboard	Standard	Y	(16) 3" Totes	Y	Lectern	\$2,462.79
E.	B2B1X2A1B0	Midi H2	72.1"H × 28.4"W × 19.2"D	Whiteboard	Standard	Y	(16) 3" Totes	Y	Ogee	\$2,675.01
F.	B2B1X2A1A0	Midi H2	66.1"H × 28.4"W × 19.2"D	Whiteboard	Standard	Y	(16) 3" Totes	Y	TV Mount	\$2,735.65
G.	B2B1X2C1X0	Midi H2	36.1"H × 28.4"W × 19.2"D	Whiteboard	Standard	Y	(8) 3" Totes + (4) 6" Totes	Y		\$1,989.81
H.	B2B1X2C1F0	Midi H2	38.6"H × 28.4"W × 19.2"D	Whiteboard	Standard	Y	(8) 3" Totes + (4) 6" Totes	Y	Handles	\$2,062.58
I.	B2B1X2C1D0-XXXX-XX	Midi H2	42.1"H × 36"W × 20"D	Whiteboard	Standard	Y	(8) 3" Totes + (4) 6" Totes	Y	Laminate	\$2,371.82
J.	B2B1X2C1E0-XXXX-XX	Midi H2	43.7"H × 28.4"W × 22"D	Whiteboard	Standard	Y	(8) 3" Totes + (4) 6" Totes	Y	Lectern	\$2,383.95
K.	B2B1X2C1B0	Midi H2	72.1"H × 28.4"W × 19.2"D	Whiteboard	Standard	Y	(8) 3" Totes + (4) 6" Totes	Y	Ogee	\$2,596.19
L.	B2B1X2C1A0	Midi H2	66.1"H × 28.4"W × 19.2"D	Whiteboard	Standard	Y	(8) 3" Totes + (4) 6" Totes	Y	TV Mount	\$2,656.83

## Compass Cabinets: Midi H2 + Whiteboard Back Panel



Key	Part No.	Size	Dimensions	Back Panel	Side Panel	Doors	Interior Filling	Casters	Top	Base MSRP
A.	B2B1X2B1X0	Midi H2	36.1"H × 28.4"W × 19.2"D	Whiteboard	Standard	Y	(8) 6" Totes	Y		\$1,923.11
B.	B2B1X2B1F0	Midi H2	38.6"H × 28.4"W × 19.2"D	Whiteboard	Standard	Y	(8) 6" Totes	Y	Handles	\$1,995.87
C.	B2B1X2B1D0-XXXX-XX	Midi H2	42.1"H × 36"W × 20"D	Whiteboard	Standard	Y	(8) 6" Totes	Y	Laminate	\$2,305.13
D.	B2B1X2B1E0-XXXX-XX	Midi H2	43.7"H × 28.4"W × 22"D	Whiteboard	Standard	Y	(8) 6" Totes	Y	Lectern	\$2,317.26
E.	B2B1X2B1B0	Midi H2	72.1"H × 28.4"W × 19.2"D	Whiteboard	Standard	Y	(8) 6" Totes	Y	Ogee	\$2,529.48
F.	B2B1X2B1A0	Midi H2	66.1"H × 28.4"W × 19.2"D	Whiteboard	Standard	Y	(8) 6" Totes	Y	TV Mount	\$2,590.12
G.	B2B1X2D1X0	Midi H2	36.1"H × 28.4"W × 19.2"D	Whiteboard	Standard	Y	Shelves	Y		\$1,498.56
H.	B2B1X2D1F0	Midi H2	38.6"H × 28.4"W × 19.2"D	Whiteboard	Standard	Y	Shelves	Y	Handles	\$1,571.33
I.	B2B1X2D1D0-XXXX-XX	Midi H2	42.1"H × 36"W × 20"D	Whiteboard	Standard	Y	Shelves	Y	Laminate	\$1,880.57
J.	B2B1X2D1E0-XXXX-XX	Midi H2	43.7"H × 28.4"W × 22"D	Whiteboard	Standard	Y	Shelves	Y	Lectern	\$1,892.70
K.	B2B1X2D1B0	Midi H2	72.1"H × 28.4"W × 19.2"D	Whiteboard	Standard	Y	Shelves	Y	Ogee	\$2,104.94
L.	B2B1X2D1A0	Midi H2	66.1"H × 28.4"W × 19.2"D	Whiteboard	Standard	Y	Shelves	Y	TV Mount	\$2,165.57

## Compass Cabinets: Midi H2 + Whiteboard Back Panel



Key	Part No.	Size	Dimensions	Back Panel	Side Panel	Doors	Interior Filling	Casters	Top	Base MSRP
A.	B2B1X1A1X0	Midi H2	36.1"H × 28.4"W × 19.2"D	Whiteboard	Standard		(16) 3" Totes	Y		\$1,817.43
B.	B2B1X1A1F0	Midi H2	38.6"H × 28.4"W × 19.2"D	Whiteboard	Standard		(16) 3" Totes	Y	Handles	\$1,890.20
C.	B2B1X1A1D0-XXXX-XX	Midi H2	42.1"H × 36"W × 20"D	Whiteboard	Standard		(16) 3" Totes	Y	Laminate	\$2,199.46
D.	B2B1X1A1E0-XXXX-XX	Midi H2	43.7"H × 28.4"W × 22"D	Whiteboard	Standard		(16) 3" Totes	Y	Lectern	\$2,211.58
E.	B2B1X1A1B0	Midi H2	72.1"H × 28.4"W × 19.2"D	Whiteboard	Standard		(16) 3" Totes	Y	Ogee	\$2,423.81
F.	B2B1X1A1A0	Midi H2	66.1"H × 28.4"W × 19.2"D	Whiteboard	Standard		(16) 3" Totes	Y	TV Mount	\$2,484.45
G.	B2B1X1C1X0	Midi H2	36.1"H × 28.4"W × 19.2"D	Whiteboard	Standard		(8) 3" Totes + (4) 6" Totes	Y		\$1,738.61
H.	B2B1X1C1F0	Midi H2	38.6"H × 28.4"W × 19.2"D	Whiteboard	Standard		(8) 3" Totes + (4) 6" Totes	Y	Handles	\$1,811.38
I.	B2B1X1C1D0-XXXX-XX	Midi H2	42.1"H × 36"W × 20"D	Whiteboard	Standard		(8) 3" Totes + (4) 6" Totes	Y	Laminate	\$2,120.62
J.	B2B1X1C1E0-XXXX-XX	Midi H2	43.7"H × 28.4"W × 22"D	Whiteboard	Standard		(8) 3" Totes + (4) 6" Totes	Y	Lectern	\$2,132.75
K.	B2B1X1C1B0	Midi H2	72.1"H × 28.4"W × 19.2"D	Whiteboard	Standard		(8) 3" Totes + (4) 6" Totes	Y	Ogee	\$2,344.99
L.	B2B1X1C1A0	Midi H2	66.1"H × 28.4"W × 19.2"D	Whiteboard	Standard		(8) 3" Totes + (4) 6" Totes	Y	TV Mount	\$2,405.62

## Compass Cabinets: Midi H2 + Whiteboard Back Panel



Key	Part No.	Size	Dimensions	Back Panel	Side Panel	Doors	Interior Filling	Casters	Top	Base MSRP
A.	B2B1X1B1X0	Midi H2	36.1"H × 28.4"W × 19.2"D	Whiteboard	Standard		(8) 6" Totes	Y		\$1,671.90
B.	B2B1X1B1F0	Midi H2	38.6"H × 28.4"W × 19.2"D	Whiteboard	Standard		(8) 6" Totes	Y	Handles	\$1,744.67
C.	B2B1X1B1D0-XXXX-XX	Midi H2	42.1"H × 36"W × 20"D	Whiteboard	Standard		(8) 6" Totes	Y	Laminate	\$2,053.93
D.	B2B1X1B1E0-XXXX-XX	Midi H2	43.7"H × 28.4"W × 22"D	Whiteboard	Standard		(8) 6" Totes	Y	Lectern	\$2,066.05
E.	B2B1X1B1B0	Midi H2	72.1"H × 28.4"W × 19.2"D	Whiteboard	Standard		(8) 6" Totes	Y	Ogee	\$2,278.28
F.	B2B1X1B1A0	Midi H2	66.1"H × 28.4"W × 19.2"D	Whiteboard	Standard		(8) 6" Totes	Y	TV Mount	\$2,338.92
G.	B2B1X1D1X0	Midi H2	36.1"H × 28.4"W × 19.2"D	Whiteboard	Standard		Shelves	Y		\$1,269.48
H.	B2B1X1D1F0	Midi H2	38.6"H × 28.4"W × 19.2"D	Whiteboard	Standard		Shelves	Y	Handles	\$1,342.25
I.	B2B1X1D1D0-XXXX-XX	Midi H2	42.1"H × 36"W × 20"D	Whiteboard	Standard		Shelves	Y	Laminate	\$1,651.50
J.	B2B1X1D1E0-XXXX-XX	Midi H2	43.7"H × 28.4"W × 22"D	Whiteboard	Standard		Shelves	Y	Lectern	\$1,663.63
K.	B2B1X1D1B0	Midi H2	72.1"H × 28.4"W × 19.2"D	Whiteboard	Standard		Shelves	Y	Ogee	\$1,875.86
L.	B2B1X1D1A0	Midi H2	66.1"H × 28.4"W × 19.2"D	Whiteboard	Standard		Shelves	Y	TV Mount	\$1,936.49



## Compass Cabinets: Midi H3



Key	Part No.	Size	Dimensions	Back Panel	Side Panel	Doors	Interior Filling	Casters	Top	Base MSRP
A.	C2A2X2B1X0	Midi H3	51.1"H × 28.4"W × 19.2"D	Standard	Peg	Y	(12) 6" Totes	Y		\$2,517.96
B.	C2A2X2B1F0	Midi H3	53.6"H × 28.4"W × 19.2"D	Standard	Peg	Y	(12) 6" Totes	Y	Handles	\$2,590.73
C.	C2A2X2B1D0-XXXX-XX	Midi H3	57.1"H × 36"W × 20"D	Standard	Peg	Y	(12) 6" Totes	Y	Laminate	\$2,899.97
D.	C2A2X2A1X0	Midi H3	51.1"H × 28.4"W × 19.2"D	Standard	Peg	Y	(24) 3" Totes	Y		\$2,681.68
E.	C2A2X2A1F0	Midi H3	53.6"H × 28.4"W × 19.2"D	Standard	Peg	Y	(24) 3" Totes	Y	Handles	\$2,754.44
F.	C2A2X2A1D0-XXXX-XX	Midi H3	57.1"H × 36"W × 20"D	Standard	Peg	Y	(24) 3" Totes	Y	Laminate	\$3,063.70
G.	C2A2X2F1X0	Midi H3	51.1"H × 28.4"W × 19.2"D	Standard	Peg	Y	(6) 3" Totes + (6) 6" Totes + (2) 12" Totes	Y		\$2,536.15
H.	C2A2X2F1F0	Midi H3	53.6"H × 28.4"W × 19.2"D	Standard	Peg	Y	(6) 3" Totes + (6) 6" Totes + (2) 12" Totes	Y	Handles	\$2,608.91
I.	C2A2X2F1D0-XXXX-XX	Midi H3	57.1"H × 36"W × 20"D	Standard	Peg	Y	(6) 3" Totes + (6) 6" Totes + (2) 12" Totes	Y	Laminate	\$2,918.17
J.	C2A2X2D1X0	Midi H3	51.1"H × 28.4"W × 19.2"D	Standard	Peg	Y	Shelves	Y		\$1,855.18
K.	C2A2X2D1F0	Midi H3	53.6"H × 28.4"W × 19.2"D	Standard	Peg	Y	Shelves	Y	Handles	\$1,927.95
L.	C2A2X2D1D0-XXXX-XX	Midi H3	57.1"H × 36"W × 20"D	Standard	Peg	Y	Shelves	Y	Laminate	\$2,237.19

## Compass Cabinets: Midi H3



Key	Part No.	Size	Dimensions	Back Panel	Side Panel	Doors	Interior Filling	Casters	Top	Base MSRP
A.	C2A2X1B1X0	Midi H3	51.1"H × 28.4"W × 19.2"D	Standard	Peg		(12) 6" Totes	Y		\$2,160.04
B.	C2A2X1B1F0	Midi H3	53.6"H × 28.4"W × 19.2"D	Standard	Peg		(12) 6" Totes	Y	Handles	\$2,232.80
C.	C2A2X1B1D0-XXXX-XX	Midi H3	57.1"H × 36"W × 20"D	Standard	Peg		(12) 6" Totes	Y	Laminate	\$2,542.05
D.	C2A2X1A1X0	Midi H3	51.1"H × 28.4"W × 19.2"D	Standard	Peg		(24) 3" Totes	Y		\$2,323.76
E.	C2A2X1A1F0	Midi H3	53.6"H × 28.4"W × 19.2"D	Standard	Peg		(24) 3" Totes	Y	Handles	\$2,396.52
F.	C2A2X1A1D0-XXXX-XX	Midi H3	57.1"H × 36"W × 20"D	Standard	Peg		(24) 3" Totes	Y	Laminate	\$2,705.78
G.	C2A2X1F1X0	Midi H3	51.1"H × 28.4"W × 19.2"D	Standard	Peg		(6) 3" Totes + (6) 6" Totes + (2) 12" Totes	Y		\$2,178.23
H.	C2A2X1F1F0	Midi H3	53.6"H × 28.4"W × 19.2"D	Standard	Peg		(6) 3" Totes + (6) 6" Totes + (2) 12" Totes	Y	Handles	\$2,250.99
I.	C2A2X1F1D0-XXXX-XX	Midi H3	57.1"H × 36"W × 20"D	Standard	Peg		(6) 3" Totes + (6) 6" Totes + (2) 12" Totes	Y	Laminate	\$2,560.24
J.	C2A2X1D1X0	Midi H3	51.1"H × 28.4"W × 19.2"D	Standard	Peg		Shelves	Y		\$1,527.19
K.	C2A2X1D1F0	Midi H3	53.6"H × 28.4"W × 19.2"D	Standard	Peg		Shelves	Y	Handles	\$1,599.95
L.	C2A2X1D1D0-XXXX-XX	Midi H3	57.1"H × 36"W × 20"D	Standard	Peg		Shelves	Y	Laminate	\$1,909.20

## Compass Cabinets: Midi H3



Key	Part No.	Size	Dimensions	Back Panel	Side Panel	Doors	Interior Filling	Casters	Top	Base MSRP
A.	C2A1X2B1X0	Midi H3	51.1"H × 28.4"W × 19.2"D	Standard	Standard	Y	(12) 6" Totes	Y		\$2,275.41
B.	C2A1X2B1F0	Midi H3	53.6"H × 28.4"W × 19.2"D	Standard	Standard	Y	(12) 6" Totes	Y	Handles	\$2,348.18
C.	C2A1X2B1D0-XXXX-XX	Midi H3	57.1"H × 36"W × 20"D	Standard	Standard	Y	(12) 6" Totes	Y	Laminate	\$2,657.42
D.	C2A1X2A1X0	Midi H3	51.1"H × 28.4"W × 19.2"D	Standard	Standard	Y	(24) 3" Totes	Y		\$2,439.13
E.	C2A1X2A1F0	Midi H3	53.6"H × 28.4"W × 19.2"D	Standard	Standard	Y	(24) 3" Totes	Y	Handles	\$2,511.89
F.	C2A1X2A1D0-XXXX-XX	Midi H3	57.1"H × 36"W × 20"D	Standard	Standard	Y	(24) 3" Totes	Y	Laminate	\$2,821.15
G.	C2A1X2F1X0	Midi H3	51.1"H × 28.4"W × 19.2"D	Standard	Standard	Y	(6) 3" Totes + (6) 6" Totes + (2) 12" Totes	Y		\$2,293.60
H.	C2A1X2F1F0	Midi H3	53.6"H × 28.4"W × 19.2"D	Standard	Standard	Y	(6) 3" Totes + (6) 6" Totes + (2) 12" Totes	Y	Handles	\$2,366.36
I.	C2A1X2F1D0-XXXX-XX	Midi H3	57.1"H × 36"W × 20"D	Standard	Standard	Y	(6) 3" Totes + (6) 6" Totes + (2) 12" Totes	Y	Laminate	\$2,675.62
J.	C2A1X2D1X0	Midi H3	51.1"H × 28.4"W × 19.2"D	Standard	Standard	Y	Shelves	Y		\$1,612.63
K.	C2A1X2D1F0	Midi H3	53.6"H × 28.4"W × 19.2"D	Standard	Standard	Y	Shelves	Y	Handles	\$1,685.40
L.	C2A1X2D1D0-XXXX-XX	Midi H3	57.1"H × 36"W × 20"D	Standard	Standard	Y	Shelves	Y	Laminate	\$1,994.64

## Compass Cabinets: Midi H3



Key	Part No.	Size	Dimensions	Back Panel	Side Panel	Doors	Interior Filling	Casters	Top	Base MSRP
A.	C2A1X1B1X0	Midi H3	51.1"H × 28.4"W × 19.2"D	Standard	Standard		(12) 6" Totes	Y		\$1,917.49
B.	C2A1X1B1F0	Midi H3	53.6"H × 28.4"W × 19.2"D	Standard	Standard		(12) 6" Totes	Y	Handles	\$1,990.25
C.	C2A1X1B1D0-XXXX-XX	Midi H3	57.1"H × 36"W × 20"D	Standard	Standard		(12) 6" Totes	Y	Laminate	\$2,299.50
D.	C2A1X1A1X0	Midi H3	51.1"H × 28.4"W × 19.2"D	Standard	Standard		(24) 3" Totes	Y		\$2,081.21
E.	C2A1X1A1F0	Midi H3	53.6"H × 28.4"W × 19.2"D	Standard	Standard		(24) 3" Totes	Y	Handles	\$2,153.97
F.	C2A1X1A1D0-XXXX-XX	Midi H3	57.1"H × 36"W × 20"D	Standard	Standard		(24) 3" Totes	Y	Laminate	\$2,463.23
G.	C2A1X1F1X0	Midi H3	51.1"H × 28.4"W × 19.2"D	Standard	Standard		(6) 3" Totes + (6) 6" Totes + (2) 12" Totes	Y		\$1,935.68
H.	C2A1X1F1F0	Midi H3	53.6"H × 28.4"W × 19.2"D	Standard	Standard		(6) 3" Totes + (6) 6" Totes + (2) 12" Totes	Y	Handles	\$2,008.44
I.	C2A1X1F1D0-XXXX-XX	Midi H3	57.1"H × 36"W × 20"D	Standard	Standard		(6) 3" Totes + (6) 6" Totes + (2) 12" Totes	Y	Laminate	\$2,317.69
J.	C2A1X1D1X0	Midi H3	51.1"H × 28.4"W × 19.2"D	Standard	Standard		Shelves	Y		\$1,284.64
K.	C2A1X1D1F0	Midi H3	53.6"H × 28.4"W × 19.2"D	Standard	Standard		Shelves	Y	Handles	\$1,357.41
L.	C2A1X1D1D0-XXXX-XX	Midi H3	57.1"H × 36"W × 20"D	Standard	Standard		Shelves	Y	Laminate	\$1,666.65

## Compass Cabinets: Midi H3 + Whiteboard Back Panel



Key	Part No.	Size	Dimensions	Back Panel	Side Panel	Doors	Interior Filling	Casters	Top	Base MSRP
A.	C2B2X2B1X0	Midi H3	51.1"H × 28.4"W × 19.2"D	Whiteboard	Peg	Y	(12) 6" Totes	Y		\$2,772.64
B.	C2B2X2B1F0	Midi H3	53.6"H × 28.4"W × 19.2"D	Whiteboard	Peg	Y	(12) 6" Totes	Y	Handles	\$2,845.41
C.	C2B2X2B1D0-XXXX-XX	Midi H3	57.1"H × 36"W × 20"D	Whiteboard	Peg	Y	(12) 6" Totes	Y	Laminate	\$3,154.65
D.	C2B2X2A1X0	Midi H3	51.1"H × 28.4"W × 19.2"D	Whiteboard	Peg	Y	(24) 3" Totes	Y		\$2,936.36
E.	C2B2X2A1F0	Midi H3	53.6"H × 28.4"W × 19.2"D	Whiteboard	Peg	Y	(24) 3" Totes	Y	Handles	\$3,009.12
F.	C2B2X2A1D0-XXXX-XX	Midi H3	57.1"H × 36"W × 20"D	Whiteboard	Peg	Y	(24) 3" Totes	Y	Laminate	\$3,318.38
G.	C2B2X2F1X0	Midi H3	51.1"H × 28.4"W × 19.2"D	Whiteboard	Peg	Y	(6) 3" Totes + (6) 6" Totes + (2) 12" Totes	Y		\$2,790.83
H.	C2B2X2F1F0	Midi H3	53.6"H × 28.4"W × 19.2"D	Whiteboard	Peg	Y	(6) 3" Totes + (6) 6" Totes + (2) 12" Totes	Y	Handles	\$2,863.59
I.	C2B2X2F1D0-XXXX-XX	Midi H3	57.1"H × 36"W × 20"D	Whiteboard	Peg	Y	(6) 3" Totes + (6) 6" Totes + (2) 12" Totes	Y	Laminate	\$3,172.85
J.	C2B2X2D1X0	Midi H3	51.1"H × 28.4"W × 19.2"D	Whiteboard	Peg	Y	Shelves	Y		\$2,109.86
K.	C2B2X2D1F0	Midi H3	53.6"H × 28.4"W × 19.2"D	Whiteboard	Peg	Y	Shelves	Y	Handles	\$2,182.62
L.	C2B2X2D1D0-XXXX-XX	Midi H3	57.1"H × 36"W × 20"D	Whiteboard	Peg	Y	Shelves	Y	Laminate	\$2,491.88

## Compass Cabinets: Midi H3 + Whiteboard Back Panel



Key	Part No.	Size	Dimensions	Back Panel	Side Panel	Doors	Interior Filling	Casters	Top	Base MSRP
A.	C2B2X1B1X0	Midi H3	51.1"H × 28.4"W × 19.2"D	Whiteboard	Peg		(12) 6" Totes	Y		\$2,414.72
B.	C2B2X1B1F0	Midi H3	53.6"H × 28.4"W × 19.2"D	Whiteboard	Peg		(12) 6" Totes	Y	Handles	\$2,487.48
C.	C2B2X1B1D0-XXXX-XX	Midi H3	57.1"H × 36"W × 20"D	Whiteboard	Peg		(12) 6" Totes	Y	Laminate	\$2,796.73
D.	C2B2X1A1X0	Midi H3	51.1"H × 28.4"W × 19.2"D	Whiteboard	Peg		(24) 3" Totes	Y		\$2,578.43
E.	C2B2X1A1F0	Midi H3	53.6"H × 28.4"W × 19.2"D	Whiteboard	Peg		(24) 3" Totes	Y	Handles	\$2,651.20
F.	C2B2X1A1D0-XXXX-XX	Midi H3	57.1"H × 36"W × 20"D	Whiteboard	Peg		(24) 3" Totes	Y	Laminate	\$2,960.45
G.	C2B2X1F1X0	Midi H3	51.1"H × 28.4"W × 19.2"D	Whiteboard	Peg		(6) 3" Totes + (6) 6" Totes + (2) 12" Totes	Y		\$2,432.90
H.	C2B2X1F1F0	Midi H3	53.6"H × 28.4"W × 19.2"D	Whiteboard	Peg		(6) 3" Totes + (6) 6" Totes + (2) 12" Totes	Y	Handles	\$2,505.67
I.	C2B2X1F1D0-XXXX-XX	Midi H3	57.1"H × 36"W × 20"D	Whiteboard	Peg		(6) 3" Totes + (6) 6" Totes + (2) 12" Totes	Y	Laminate	\$2,814.91
J.	C2B2X1D1X0	Midi H3	51.1"H × 28.4"W × 19.2"D	Whiteboard	Peg		Shelves	Y		\$1,781.86
K.	C2B2X1D1F0	Midi H3	53.6"H × 28.4"W × 19.2"D	Whiteboard	Peg		Shelves	Y	Handles	\$1,854.63
L.	C2B2X1D1D0-XXXX-XX	Midi H3	57.1"H × 36"W × 20"D	Whiteboard	Peg		Shelves	Y	Laminate	\$2,163.88

## Compass Cabinets: Midi H3 + Whiteboard Back Panel



Key	Part No.	Size	Dimensions	Back Panel	Side Panel	Doors	Interior Filling	Casters	Top	Base MSRP
A.	C2B1X2B1X0	Midi H3	51.1"H × 28.4"W × 19.2"D	Whiteboard	Standard	Y	(12) 6" Totes	Y		\$2,530.09
B.	C2B1X2B1F0	Midi H3	53.6"H × 28.4"W × 19.2"D	Whiteboard	Standard	Y	(12) 6" Totes	Y	Handles	\$2,602.86
C.	C2B1X2B1D0-XXXX-XX	Midi H3	57.1"H × 36"W × 20"D	Whiteboard	Standard	Y	(12) 6" Totes	Y	Laminate	\$2,912.10
D.	C2B1X2A1X0	Midi H3	51.1"H × 28.4"W × 19.2"D	Whiteboard	Standard	Y	(24) 3" Totes	Y		\$2,693.81
E.	C2B1X2A1F0	Midi H3	53.6"H × 28.4"W × 19.2"D	Whiteboard	Standard	Y	(24) 3" Totes	Y	Handles	\$2,766.57
F.	C2B1X2A1D0-XXXX-XX	Midi H3	57.1"H × 36"W × 20"D	Whiteboard	Standard	Y	(24) 3" Totes	Y	Laminate	\$3,075.83
G.	C2B1X2F1X0	Midi H3	51.1"H × 28.4"W × 19.2"D	Whiteboard	Standard	Y	(6) 3" Totes + (6) 6" Totes + (2) 12" Totes	Y		\$2,548.28
H.	C2B1X2F1F0	Midi H3	53.6"H × 28.4"W × 19.2"D	Whiteboard	Standard	Y	(6) 3" Totes + (6) 6" Totes + (2) 12" Totes	Y	Handles	\$2,621.04
I.	C2B1X2F1D0-XXXX-XX	Midi H3	57.1"H × 36"W × 20"D	Whiteboard	Standard	Y	(6) 3" Totes + (6) 6" Totes + (2) 12" Totes	Y	Laminate	\$2,930.30
J.	C2B1X2D1X0	Midi H3	51.1"H × 28.4"W × 19.2"D	Whiteboard	Standard	Y	Shelves	Y		\$1,867.31
K.	C2B1X2D1F0	Midi H3	53.6"H × 28.4"W × 19.2"D	Whiteboard	Standard	Y	Shelves	Y	Handles	\$1,940.07
L.	C2B1X2D1D0-XXXX-XX	Midi H3	57.1"H × 36"W × 20"D	Whiteboard	Standard	Y	Shelves	Y	Laminate	\$2,249.32

## Compass Cabinets: Midi H3 + Whiteboard Back Panel



Key	Part No.	Size	Dimensions	Back Panel	Side Panel	Doors	Interior Filling	Casters	Top	Base MSRP
A.	C2B1X1B1X0	Midi H3	51.1"H × 28.4"W × 19.2"D	Whiteboard	Standard		(12) 6" Totes	Y		\$2,172.17
B.	C2B1X1B1F0	Midi H3	53.6"H × 28.4"W × 19.2"D	Whiteboard	Standard		(12) 6" Totes	Y	Handles	\$2,244.93
C.	C2B1X1B1D0-XXXX-XX	Midi H3	57.1"H × 36"W × 20"D	Whiteboard	Standard		(12) 6" Totes	Y	Laminate	\$2,554.18
D.	C2B1X1A1X0	Midi H3	51.1"H × 28.4"W × 19.2"D	Whiteboard	Standard		(24) 3" Totes	Y		\$2,335.88
E.	C2B1X1A1F0	Midi H3	53.6"H × 28.4"W × 19.2"D	Whiteboard	Standard		(24) 3" Totes	Y	Handles	\$2,408.65
F.	C2B1X1A1D0-XXXX-XX	Midi H3	57.1"H × 36"W × 20"D	Whiteboard	Standard		(24) 3" Totes	Y	Laminate	\$2,717.90
G.	C2B1X1F1X0	Midi H3	51.1"H × 28.4"W × 19.2"D	Whiteboard	Standard		(6) 3" Totes + (6) 6" Totes + (2) 12" Totes	Y		\$2,190.35
H.	C2B1X1F1F0	Midi H3	53.6"H × 28.4"W × 19.2"D	Whiteboard	Standard		(6) 3" Totes + (6) 6" Totes + (2) 12" Totes	Y	Handles	\$2,263.12
I.	C2B1X1F1D0-XXXX-XX	Midi H3	57.1"H × 36"W × 20"D	Whiteboard	Standard		(6) 3" Totes + (6) 6" Totes + (2) 12" Totes	Y	Laminate	\$2,572.36
J.	C2B1X1D1X0	Midi H3	51.1"H × 28.4"W × 19.2"D	Whiteboard	Standard		Shelves	Y		\$1,539.31
K.	C2B1X1D1F0	Midi H3	53.6"H × 28.4"W × 19.2"D	Whiteboard	Standard		Shelves	Y	Handles	\$1,612.08
L.	C2B1X1D1D0-XXXX-XX	Midi H3	57.1"H × 36"W × 20"D	Whiteboard	Standard		Shelves	Y	Laminate	\$1,921.33



## Compass Cabinets: Maxi H1



Key	Part No.	Size	Dimensions	Back Panel	Side Panel	Doors	Interior Filling	Casters	Top	Base MSRP
A.	A3A2X2A1X0	Maxi H1	25.9"H × 42"W × 19.2"D	Standard	Peg	Y	(15) 3" Totes	Y		\$1,968.96
B.	A3A2X2A1F0	Maxi H1	28.4"H × 42"W × 19.2"D	Standard	Peg	Y	(15) 3" Totes	Y	Handles	\$2,041.73
C.	A3A2X2A1D0-XXXX-XX	Maxi H1	31.9"H × 48"W × 20"D	Standard	Peg	Y	(15) 3" Totes	Y	Laminate	\$2,363.11
D.	A3A2X2A1B0	Maxi H1	61.9"H × 42"W × 19.2"D	Standard	Peg	Y	(15) 3" Totes	Y	Ogee	\$2,635.97
E.	A3A2X2A1A0	Maxi H1	55.9"H × 42"W × 19.2"D	Standard	Peg	Y	(15) 3" Totes	Y	TV Mount	\$2,757.25
F.	A3A2X2C1X0	Maxi H1	25.9"H × 42"W × 19.2"D	Standard	Peg	Y	(9) 3" Totes + (3) 6" Totes	Y		\$1,932.58
G.	A3A2X2C1F0	Maxi H1	28.4"H × 42"W × 19.2"D	Standard	Peg	Y	(9) 3" Totes + (3) 6" Totes	Y	Handles	\$2,005.34
H.	A3A2X2C1D0-XXXX-XX	Maxi H1	31.9"H × 48"W × 20"D	Standard	Peg	Y	(9) 3" Totes + (3) 6" Totes	Y	Laminate	\$2,326.73
I.	A3A2X2C1B0	Maxi H1	61.9"H × 42"W × 19.2"D	Standard	Peg	Y	(9) 3" Totes + (3) 6" Totes	Y	Ogee	\$2,599.59
J.	A3A2X2C1A0	Maxi H1	55.9"H × 42"W × 19.2"D	Standard	Peg	Y	(9) 3" Totes + (3) 6" Totes	Y	TV Mount	\$2,720.87
K.	A3A2X2E1X0	Maxi H1	25.9"H × 42"W × 19.2"D	Standard	Peg	Y	Cubbies	Y		\$1,804.96
L.	A3A2X2E1F0	Maxi H1	28.4"H × 42"W × 19.2"D	Standard	Peg	Y	Cubbies	Y	Handles	\$1,877.73

## Compass Cabinets: Maxi H1



Key	Part No.	Size	Dimensions	Back Panel	Side Panel	Doors	Interior Filling	Casters	Top	Base MSRP
A.	A3A2X2E1D0-XXXX-XX	Maxi H1	31.9"H × 48"W × 20"D	Standard	Peg	Y	Cubbies	Y	Laminate	\$2,199.11
B.	A3A2X2E1B0	Maxi H1	61.9"H × 42"W × 19.2"D	Standard	Peg	Y	Cubbies	Y	Ogee	\$2,471.97
C.	A3A2X2E1A0	Maxi H1	55.9"H × 42"W × 19.2"D	Standard	Peg	Y	Cubbies	Y	TV Mount	\$2,593.25
D.	A3A2X2D1X0	Maxi H1	25.9"H × 42"W × 19.2"D	Standard	Peg	Y	Shelves	Y		\$1,426.20
E.	A3A2X2D1F0	Maxi H1	28.4"H × 42"W × 19.2"D	Standard	Peg	Y	Shelves	Y	Handles	\$1,498.97
F.	A3A2X2D1D0-XXXX-XX	Maxi H1	31.9"H × 48"W × 20"D	Standard	Peg	Y	Shelves	Y	Laminate	\$1,820.35
G.	A3A2X2D1B0	Maxi H1	61.9"H × 42"W × 19.2"D	Standard	Peg	Y	Shelves	Y	Ogee	\$2,093.22
H.	A3A2X2D1A0	Maxi H1	55.9"H × 42"W × 19.2"D	Standard	Peg	Y	Shelves	Y	TV Mount	\$2,214.49
I.	A3A2X1A1X0	Maxi H1	25.9"H × 42"W × 19.2"D	Standard	Peg		(15) 3" Totes	Y		\$1,747.70
J.	A3A2X1A1F0	Maxi H1	28.4"H × 42"W × 19.2"D	Standard	Peg		(15) 3" Totes	Y	Handles	\$1,820.47
K.	A3A2X1A1D0-XXXX-XX	Maxi H1	31.9"H × 48"W × 20"D	Standard	Peg		(15) 3" Totes	Y	Laminate	\$2,141.84
L.	A3A2X1A1B0	Maxi H1	61.9"H × 42"W × 19.2"D	Standard	Peg		(15) 3" Totes	Y	Ogee	\$2,414.72

## Compass Cabinets: Maxi H1



Key	Part No.	Size	Dimensions	Back Panel	Side Panel	Doors	Interior Filling	Casters	Top	Base MSRP
A.	A3A2X1A1A0	Maxi H1	55.9"H × 42"W × 19.2"D	Standard	Peg		(15) 3" Totes	Y	TV Mount	\$2,535.99
B.	A3A2X1C1X0	Maxi H1	25.9"H × 42"W × 19.2"D	Standard	Peg		(9) 3" Totes + (3) 6" Totes	Y		\$1,711.32
C.	A3A2X1C1F0	Maxi H1	28.4"H × 42"W × 19.2"D	Standard	Peg		(9) 3" Totes + (3) 6" Totes	Y	Handles	\$1,784.09
D.	A3A2X1C1D0-XXXX-XX	Maxi H1	31.9"H × 48"W × 20"D	Standard	Peg		(9) 3" Totes + (3) 6" Totes	Y	Laminate	\$2,105.46
E.	A3A2X1C1B0	Maxi H1	61.9"H × 42"W × 19.2"D	Standard	Peg		(9) 3" Totes + (3) 6" Totes	Y	Ogee	\$2,378.33
F.	A3A2X1C1A0	Maxi H1	55.9"H × 42"W × 19.2"D	Standard	Peg		(9) 3" Totes + (3) 6" Totes	Y	TV Mount	\$2,499.61
G.	A3A2X1E1X0	Maxi H1	25.9"H × 42"W × 19.2"D	Standard	Peg		Cubbies	Y		\$1,607.13
H.	A3A2X1E1F0	Maxi H1	28.4"H × 42"W × 19.2"D	Standard	Peg		Cubbies	Y	Handles	\$1,679.90
I.	A3A2X1E1D0-XXXX-XX	Maxi H1	31.9"H × 48"W × 20"D	Standard	Peg		Cubbies	Y	Laminate	\$2,001.27
J.	A3A2X1E1B0	Maxi H1	61.9"H × 42"W × 19.2"D	Standard	Peg		Cubbies	Y	Ogee	\$2,274.14
K.	A3A2X1E1A0	Maxi H1	55.9"H × 42"W × 19.2"D	Standard	Peg		Cubbies	Y	TV Mount	\$2,395.42
L.	A3A2X1D1X0	Maxi H1	25.9"H × 42"W × 19.2"D	Standard	Peg		Shelves	Y		\$1,227.07

## Compass Cabinets: Maxi H1



Key	Part No.	Size	Dimensions	Back Panel	Side Panel	Doors	Interior Filling	Casters	Top	Base MSRP
A.	A3A2X1D1F0	Maxi H1	28.4"H × 42"W × 19.2"D	Standard	Peg		Shelves	Y	Handles	\$1,299.84
B.	A3A2X1D1D0-XXXX-XX	Maxi H1	31.9"H × 48"W × 20"D	Standard	Peg		Shelves	Y	Laminate	\$1,621.22
C.	A3A2X1D1B0	Maxi H1	61.9"H × 42"W × 19.2"D	Standard	Peg		Shelves	Y	Ogee	\$1,894.08
D.	A3A2X1D1A0	Maxi H1	55.9"H × 42"W × 19.2"D	Standard	Peg		Shelves	Y	TV Mount	\$2,015.36
E.	A3A1X2A1X0	Maxi H1	25.9"H × 42"W × 19.2"D	Standard	Standard	Y	(15) 3" Totes	Y		\$1,787.05
F.	A3A1X2A1F0	Maxi H1	28.4"H × 42"W × 19.2"D	Standard	Standard	Y	(15) 3" Totes	Y	Handles	\$1,859.81
G.	A3A1X2A1D0-XXXX-XX	Maxi H1	31.9"H × 48"W × 20"D	Standard	Standard	Y	(15) 3" Totes	Y	Laminate	\$2,181.20
H.	A3A1X2A1B0	Maxi H1	61.9"H × 42"W × 19.2"D	Standard	Standard	Y	(15) 3" Totes	Y	Ogee	\$2,454.06
I.	A3A1X2A1A0	Maxi H1	55.9"H × 42"W × 19.2"D	Standard	Standard	Y	(15) 3" Totes	Y	TV Mount	\$2,575.34
J.	A3A1X2C1X0	Maxi H1	25.9"H × 42"W × 19.2"D	Standard	Standard	Y	(9) 3" Totes + (3) 6" Totes	Y		\$1,750.67
K.	A3A1X2C1F0	Maxi H1	28.4"H × 42"W × 19.2"D	Standard	Standard	Y	(9) 3" Totes + (3) 6" Totes	Y	Handles	\$1,823.43
L.	A3A1X2C1D0-XXXX-XX	Maxi H1	31.9"H × 48"W × 20"D	Standard	Standard	Y	(9) 3" Totes + (3) 6" Totes	Y	Laminate	\$2,144.81

## Compass Cabinets: Maxi H1



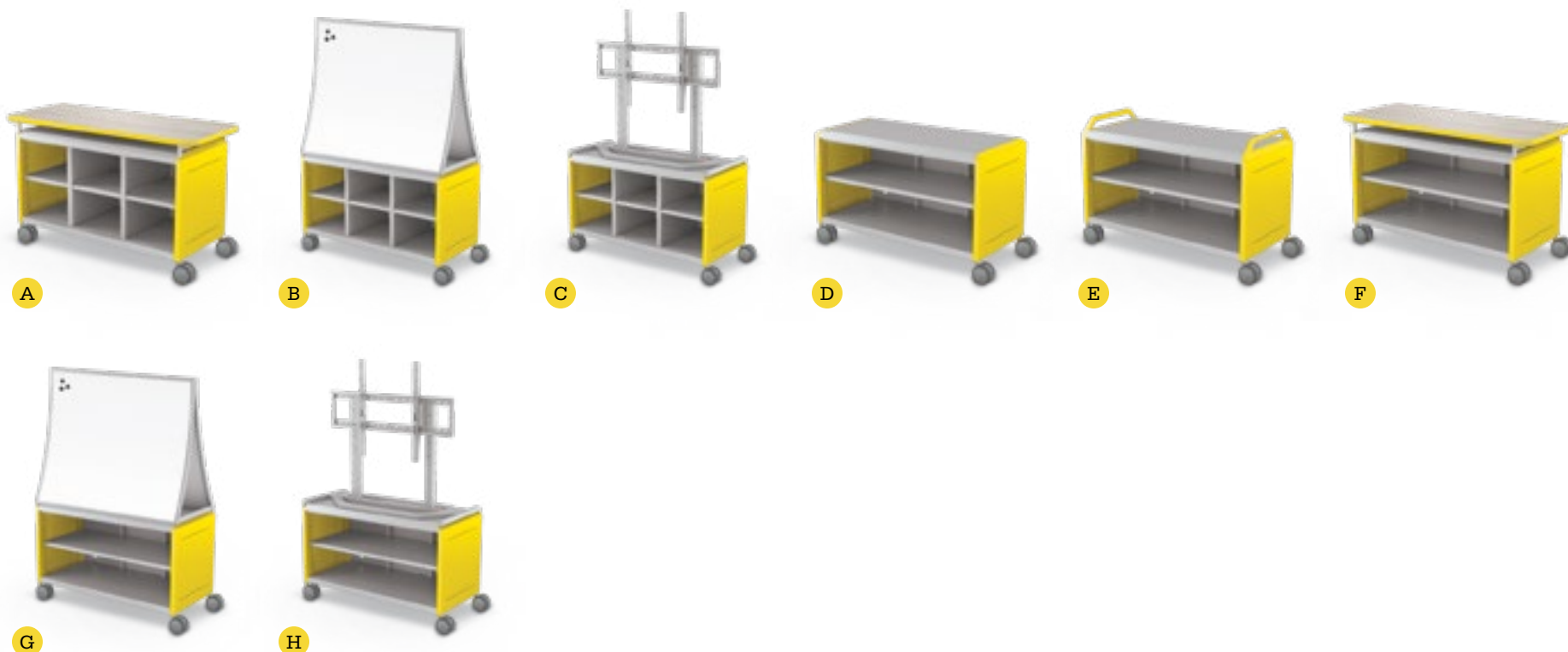
Key	Part No.	Size	Dimensions	Back Panel	Side Panel	Doors	Interior Filling	Casters	Top	Base MSRP
A.	A3A1X2C1B0	Maxi H1	61.9"H × 42"W × 19.2"D	Standard	Standard	Y	(9) 3" Totes + (3) 6" Totes	Y	Ogee	\$2,417.68
B.	A3A1X2C1A0	Maxi H1	55.9"H × 42"W × 19.2"D	Standard	Standard	Y	(9) 3" Totes + (3) 6" Totes	Y	TV Mount	\$2,538.95
C.	A3A1X2E1X0	Maxi H1	25.9"H × 42"W × 19.2"D	Standard	Standard	Y	Cubbies	Y		\$1,623.05
D.	A3A1X2E1F0	Maxi H1	28.4"H × 42"W × 19.2"D	Standard	Standard	Y	Cubbies	Y	Handles	\$1,695.81
E.	A3A1X2E1D0-XXXX-XX	Maxi H1	31.9"H × 48"W × 20"D	Standard	Standard	Y	Cubbies	Y	Laminate	\$2,017.20
F.	A3A1X2E1B0	Maxi H1	61.9"H × 42"W × 19.2"D	Standard	Standard	Y	Cubbies	Y	Ogee	\$2,290.06
G.	A3A1X2E1A0	Maxi H1	55.9"H × 42"W × 19.2"D	Standard	Standard	Y	Cubbies	Y	TV Mount	\$2,411.34
H.	A3A1X2D1X0	Maxi H1	25.9"H × 42"W × 19.2"D	Standard	Standard	Y	Shelves	Y		\$1,244.29
I.	A3A1X2D1F0	Maxi H1	28.4"H × 42"W × 19.2"D	Standard	Standard	Y	Shelves	Y	Handles	\$1,317.06
J.	A3A1X2D1D0-XXXX-XX	Maxi H1	31.9"H × 48"W × 20"D	Standard	Standard	Y	Shelves	Y	Laminate	\$1,638.44
K.	A3A1X2D1B0	Maxi H1	61.9"H × 42"W × 19.2"D	Standard	Standard	Y	Shelves	Y	Ogee	\$1,911.30
L.	A3A1X2D1A0	Maxi H1	55.9"H × 42"W × 19.2"D	Standard	Standard	Y	Shelves	Y	TV Mount	\$2,032.58

## Compass Cabinets: Maxi H1



Key	Part No.	Size	Dimensions	Back Panel	Side Panel	Doors	Interior Filling	Casters	Top	Base MSRP
A.	A3A1X1A1X0	Maxi H1	25.9"H × 42"W × 19.2"D	Standard	Standard		(15) 3" Totes	Y		\$1,565.78
B.	A3A1X1A1F0	Maxi H1	28.4"H × 42"W × 19.2"D	Standard	Standard		(15) 3" Totes	Y	Handles	\$1,638.56
C.	A3A1X1A1D0-XXXX-XX	Maxi H1	31.9"H × 48"W × 20"D	Standard	Standard		(15) 3" Totes	Y	Laminate	\$1,959.93
D.	A3A1X1A1B0	Maxi H1	61.9"H × 42"W × 19.2"D	Standard	Standard		(15) 3" Totes	Y	Ogee	\$2,232.80
E.	A3A1X1A1A0	Maxi H1	55.9"H × 42"W × 19.2"D	Standard	Standard		(15) 3" Totes	Y	TV Mount	\$2,354.08
F.	A3A1X1C1X0	Maxi H1	25.9"H × 42"W × 19.2"D	Standard	Standard		(9) 3" Totes + (3) 6" Totes	Y		\$1,529.41
G.	A3A1X1C1F0	Maxi H1	28.4"H × 42"W × 19.2"D	Standard	Standard		(9) 3" Totes + (3) 6" Totes	Y	Handles	\$1,602.17
H.	A3A1X1C1D0-XXXX-XX	Maxi H1	31.9"H × 48"W × 20"D	Standard	Standard		(9) 3" Totes + (3) 6" Totes	Y	Laminate	\$1,923.55
I.	A3A1X1C1B0	Maxi H1	61.9"H × 42"W × 19.2"D	Standard	Standard		(9) 3" Totes + (3) 6" Totes	Y	Ogee	\$2,196.42
J.	A3A1X1C1A0	Maxi H1	55.9"H × 42"W × 19.2"D	Standard	Standard		(9) 3" Totes + (3) 6" Totes	Y	TV Mount	\$2,317.70
K.	A3A1X1E1X0	Maxi H1	25.9"H × 42"W × 19.2"D	Standard	Standard		Cubbies	Y		\$1,425.22
L.	A3A1X1E1F0	Maxi H1	28.4"H × 42"W × 19.2"D	Standard	Standard		Cubbies	Y	Handles	\$1,497.98

## Compass Cabinets: Maxi H1



Key	Part No.	Size	Dimensions	Back Panel	Side Panel	Doors	Interior Filling	Casters	Top	Base MSRP
A.	A3A1X1E1D0-XXXX-XX	Maxi H1	31.9"H × 48"W × 20"D	Standard	Standard		Cubbies	Y	Laminate	\$1,819.36
B.	A3A1X1E1B0	Maxi H1	61.9"H × 42"W × 19.2"D	Standard	Standard		Cubbies	Y	Ogee	\$2,092.23
C.	A3A1X1E1A0	Maxi H1	55.9"H × 42"W × 19.2"D	Standard	Standard		Cubbies	Y	TV Mount	\$2,213.51
D.	A3A1X1D1X0	Maxi H1	25.9"H × 42"W × 19.2"D	Standard	Standard		Shelves	Y		\$1,045.16
E.	A3A1X1D1F0	Maxi H1	28.4"H × 42"W × 19.2"D	Standard	Standard		Shelves	Y	Handles	\$1,117.92
F.	A3A1X1D1D0-XXXX-XX	Maxi H1	31.9"H × 48"W × 20"D	Standard	Standard		Shelves	Y	Laminate	\$1,439.31
G.	A3A1X1D1B0	Maxi H1	61.9"H × 42"W × 19.2"D	Standard	Standard		Shelves	Y	Ogee	\$1,712.17
H.	A3A1X1D1A0	Maxi H1	55.9"H × 42"W × 19.2"D	Standard	Standard		Shelves	Y	TV Mount	\$1,833.45

## Compass Cabinets: Maxi H2



Key	Part No.	Size	Dimensions	Back Panel	Side Panel	Doors	Interior Filling	Casters	Top	Base MSRP
A.	B3A2X2C1X0	Maxi H2	36.1"H × 42"W × 19.2"D	Standard	Peg	Y	(12) 3" Totes + (6) 6" Totes	Y		\$2,519.20
B.	B3A2X2C1D0-BUTCHER	Maxi H2	42.7"H × 60"W × 24"D	Standard	Peg	Y	(12) 3" Totes + (6) 6" Totes	Y	Butcher	\$3,671.31
C.	B3A2X2C1F0	Maxi H2	38.6"H × 42"W × 19.2"D	Standard	Peg	Y	(12) 3" Totes + (6) 6" Totes	Y	Handles	\$2,591.97
D.	B3A2X2C1D0-XXXX-XX	Maxi H2	42.1"H × 48"W × 20"D	Standard	Peg	Y	(12) 3" Totes + (6) 6" Totes	Y	Laminate	\$2,913.34
E.	B3A2X2C1B0	Maxi H2	72.1"H × 42"W × 19.2"D	Standard	Peg	Y	(12) 3" Totes + (6) 6" Totes	Y	Ogee	\$3,186.21
F.	B3A2X2C1A0	Maxi H2	66.1"H × 42"W × 19.2"D	Standard	Peg	Y	(12) 3" Totes + (6) 6" Totes	Y	TV Mount	\$3,307.49
G.	B3A2X2B1X0	Maxi H2	36.1"H × 42"W × 19.2"D	Standard	Peg	Y	(12) 6" Totes	Y		\$2,343.35
H.	B3A2X2B1D0-BUTCHER	Maxi H2	42.7"H × 60"W × 24"D	Standard	Peg	Y	(12) 6" Totes	Y	Butcher	\$3,495.46
I.	B3A2X2B1F0	Maxi H2	38.6"H × 42"W × 19.2"D	Standard	Peg	Y	(12) 6" Totes	Y	Handles	\$2,416.11
J.	B3A2X2B1D0-XXXX-XX	Maxi H2	42.1"H × 48"W × 20"D	Standard	Peg	Y	(12) 6" Totes	Y	Laminate	\$2,737.50
K.	B3A2X2B1B0	Maxi H2	72.1"H × 42"W × 19.2"D	Standard	Peg	Y	(12) 6" Totes	Y	Ogee	\$3,010.36
L.	B3A2X2B1A0	Maxi H2	66.1"H × 42"W × 19.2"D	Standard	Peg	Y	(12) 6" Totes	Y	TV Mount	\$3,131.64



## Compass Cabinets: Maxi H2



Key	Part No.	Size	Dimensions	Back Panel	Side Panel	Doors	Interior Filling	Casters	Top	Base MSRP
A.	B3A2X2A1X0	Maxi H2	36.1"H × 42"W × 19.2"D	Standard	Peg	Y	(24) 3" Totes	Y		\$2,616.21
B.	B3A2X2A1D0-BUTCHER	Maxi H2	42.7"H × 60"W × 24"D	Standard	Peg	Y	(24) 3" Totes	Y	Butcher	\$3,768.32
C.	B3A2X2A1F0	Maxi H2	38.6"H × 42"W × 19.2"D	Standard	Peg	Y	(24) 3" Totes	Y	Handles	\$2,688.98
D.	B3A2X2A1D0-XXXX-XX	Maxi H2	42.1"H × 48"W × 20"D	Standard	Peg	Y	(24) 3" Totes	Y	Laminate	\$3,010.36
E.	B3A2X2A1B0	Maxi H2	72.1"H × 42"W × 19.2"D	Standard	Peg	Y	(24) 3" Totes	Y	Ogee	\$3,283.22
F.	B3A2X2A1A0	Maxi H2	66.1"H × 42"W × 19.2"D	Standard	Peg	Y	(24) 3" Totes	Y	TV Mount	\$3,404.50
G.	B3A2X2A1X2	Maxi H2	36.1"H × 42"W × 19.2"D	Standard	Peg	Y	(8) 3" Totes + Left Hand Shelves	Y		\$2,494.95
H.	B3A2X2A1D2-BUTCHER	Maxi H2	42.7"H × 60"W × 24"D	Standard	Peg	Y	(8) 3" Totes + Left Hand Shelves	Y	Butcher	\$3,647.06
I.	B3A2X2A1F2	Maxi H2	38.6"H × 42"W × 19.2"D	Standard	Peg	Y	(8) 3" Totes + Left Hand Shelves	Y	Handles	\$2,567.82
J.	B3A2X2A1D2-XXXX-XX	Maxi H2	42.1"H × 48"W × 20"D	Standard	Peg	Y	(8) 3" Totes + Left Hand Shelves	Y	Laminate	\$2,889.09
K.	B3A2X2A1B2	Maxi H2	72.1"H × 42"W × 19.2"D	Standard	Peg	Y	(8) 3" Totes + Left Hand Shelves	Y	Ogee	\$3,161.95
L.	B3A2X2A1A2	Maxi H2	66.1"H × 42"W × 19.2"D	Standard	Peg	Y	(8) 3" Totes + Left Hand Shelves	Y	TV Mount	\$3,283.22

## Compass Cabinets: Maxi H2



Key	Part No.	Size	Dimensions	Back Panel	Side Panel	Doors	Interior Filling	Casters	Top	Base MSRP
A.	B3A2X2E1X0	Maxi H2	36.1"H × 42"W × 19.2"D	Standard	Peg	Y	Cubbies	Y		\$2,342.89
B.	B3A2X2E1D0-BUTCHER	Maxi H2	42.7"H × 60"W × 24"D	Standard	Peg	Y	Cubbies	Y	Butcher	\$3,495.00
C.	B3A2X2E1F0	Maxi H2	38.6"H × 42"W × 19.2"D	Standard	Peg	Y	Cubbies	Y	Handles	\$2,415.65
D.	B3A2X2E1D0-XXXX-XX	Maxi H2	42.1"H × 48"W × 20"D	Standard	Peg	Y	Cubbies	Y	Laminate	\$2,737.02
E.	B3A2X2E1B0	Maxi H2	72.1"H × 42"W × 19.2"D	Standard	Peg	Y	Cubbies	Y	Ogee	\$3,009.90
F.	B3A2X2E1A0	Maxi H2	66.1"H × 42"W × 19.2"D	Standard	Peg	Y	Cubbies	Y	TV Mount	\$3,131.17
G.	B3A2X2D1X0	Maxi H2	36.1"H × 42"W × 19.2"D	Standard	Peg	Y	Shelves	Y		\$1,791.03
H.	B3A2X2D1D0-BUTCHER	Maxi H2	42.7"H × 60"W × 24"D	Standard	Peg	Y	Shelves	Y	Butcher	\$2,943.14
I.	B3A2X2D1F0	Maxi H2	38.6"H × 42"W × 19.2"D	Standard	Peg	Y	Shelves	Y	Handles	\$1,863.79
J.	B3A2X2D1D0-XXXX-XX	Maxi H2	42.1"H × 48"W × 20"D	Standard	Peg	Y	Shelves	Y	Laminate	\$2,185.17
K.	B3A2X2D1B0	Maxi H2	72.1"H × 42"W × 19.2"D	Standard	Peg	Y	Shelves	Y	Ogee	\$2,458.04
L.	B3A2X2D1A0	Maxi H2	66.1"H × 42"W × 19.2"D	Standard	Peg	Y	Shelves	Y	TV Mount	\$2,579.31

## Compass Cabinets: Maxi H2



Key	Part No.	Size	Dimensions	Back Panel	Side Panel	Doors	Interior Filling	Casters	Top	Base MSRP
A.	B3A2X1C1X0	Maxi H2	36.1"H × 42"W × 19.2"D	Standard	Peg		(12) 3" Totes + (6) 6" Totes	Y		\$2,217.23
B.	B3A2X1C1D0-BUTCHER	Maxi H2	42.7"H × 60"W × 24"D	Standard	Peg		(12) 3" Totes + (6) 6" Totes	Y	Butcher	\$3,369.35
C.	B3A2X1C1F0	Maxi H2	38.6"H × 42"W × 19.2"D	Standard	Peg		(12) 3" Totes + (6) 6" Totes	Y	Handles	\$2,290.00
D.	B3A2X1C1D0-XXXX-XX	Maxi H2	42.1"H × 48"W × 20"D	Standard	Peg		(12) 3" Totes + (6) 6" Totes	Y	Laminate	\$2,611.37
E.	B3A2X1C1B0	Maxi H2	72.1"H × 42"W × 19.2"D	Standard	Peg		(12) 3" Totes + (6) 6" Totes	Y	Ogee	\$2,884.25
F.	B3A2X1C1A0	Maxi H2	66.1"H × 42"W × 19.2"D	Standard	Peg		(12) 3" Totes + (6) 6" Totes	Y	TV Mount	\$3,005.52
G.	B3A2X1B1X0	Maxi H2	36.1"H × 42"W × 19.2"D	Standard	Peg		(12) 6" Totes	Y		\$2,041.38
H.	B3A2X1B1D0-BUTCHER	Maxi H2	42.7"H × 60"W × 24"D	Standard	Peg		(12) 6" Totes	Y	Butcher	\$3,193.49
I.	B3A2X1B1F0	Maxi H2	38.6"H × 42"W × 19.2"D	Standard	Peg		(12) 6" Totes	Y	Handles	\$2,114.14
J.	B3A2X1B1D0-XXXX-XX	Maxi H2	42.1"H × 48"W × 20"D	Standard	Peg		(12) 6" Totes	Y	Laminate	\$2,435.53
K.	B3A2X1B1B0	Maxi H2	72.1"H × 42"W × 19.2"D	Standard	Peg		(12) 6" Totes	Y	Ogee	\$2,708.39
L.	B3A2X1B1A0	Maxi H2	66.1"H × 42"W × 19.2"D	Standard	Peg		(12) 6" Totes	Y	TV Mount	\$2,829.67

## Compass Cabinets: Maxi H2



Key	Part No.	Size	Dimensions	Back Panel	Side Panel	Doors	Interior Filling	Casters	Top	Base MSRP
A.	B3A2X1A1X0	Maxi H2	36.1"H × 42"W × 19.2"D	Standard	Peg		(24) 3" Totes	Y		\$2,314.25
B.	B3A2X1A1D0-BUTCHER	Maxi H2	42.7"H × 60"W × 24"D	Standard	Peg		(24) 3" Totes	Y	Butcher	\$3,466.37
C.	B3A2X1A1F0	Maxi H2	38.6"H × 42"W × 19.2"D	Standard	Peg		(24) 3" Totes	Y	Handles	\$2,387.02
D.	B3A2X1A1D0-XXXX-XX	Maxi H2	42.1"H × 48"W × 20"D	Standard	Peg		(24) 3" Totes	Y	Laminate	\$2,708.39
E.	B3A2X1A1B0	Maxi H2	72.1"H × 42"W × 19.2"D	Standard	Peg		(24) 3" Totes	Y	Ogee	\$2,981.27
F.	B3A2X1A1A0	Maxi H2	66.1"H × 42"W × 19.2"D	Standard	Peg		(24) 3" Totes	Y	TV Mount	\$3,102.54
G.	B3A2X1A1X2	Maxi H2	36.1"H × 42"W × 19.2"D	Standard	Peg		(8) 3" Totes + Left Hand Shelves	Y		\$2,192.98
H.	B3A2X1A1D2-BUTCHER	Maxi H2	42.7"H × 60"W × 24"D	Standard	Peg		(8) 3" Totes + Left Hand Shelves	Y	Butcher	\$3,345.09
I.	B3A2X1A1F2	Maxi H2	38.6"H × 42"W × 19.2"D	Standard	Peg		(8) 3" Totes + Left Hand Shelves	Y	Handles	\$2,265.74
J.	B3A2X1A1D2-XXXX-XX	Maxi H2	42.1"H × 48"W × 20"D	Standard	Peg		(8) 3" Totes + Left Hand Shelves	Y	Laminate	\$2,587.13
K.	B3A2X1A1B2	Maxi H2	72.1"H × 42"W × 19.2"D	Standard	Peg		(8) 3" Totes + Left Hand Shelves	Y	Ogee	\$2,859.99
L.	B3A2X1A1A2	Maxi H2	66.1"H × 42"W × 19.2"D	Standard	Peg		(8) 3" Totes + Left Hand Shelves	Y	TV Mount	\$2,981.27

## Compass Cabinets: Maxi H2



Key	Part No.	Size	Dimensions	Back Panel	Side Panel	Doors	Interior Filling	Casters	Top	Base MSRP
A.	B3A2X1E1X0	Maxi H2	36.1"H × 42"W × 19.2"D	Standard	Peg		Cubbies	Y		\$2,066.97
B.	B3A2X1E1D0-BUTCHER	Maxi H2	42.7"H × 60"W × 24"D	Standard	Peg		Cubbies	Y	Butcher	\$3,219.08
C.	B3A2X1E1F0	Maxi H2	38.6"H × 42"W × 19.2"D	Standard	Peg		Cubbies	Y	Handles	\$2,139.73
D.	B3A2X1E1D0-XXXX-XX	Maxi H2	42.1"H × 48"W × 20"D	Standard	Peg		Cubbies	Y	Laminate	\$2,461.11
E.	B3A2X1E1B0	Maxi H2	72.1"H × 42"W × 19.2"D	Standard	Peg		Cubbies	Y	Ogee	\$2,733.98
F.	B3A2X1E1A0	Maxi H2	66.1"H × 42"W × 19.2"D	Standard	Peg		Cubbies	Y	TV Mount	\$2,855.25
G.	B3A2X1D1X0	Maxi H2	36.1"H × 42"W × 19.2"D	Standard	Peg		Shelves	Y		\$1,513.79
H.	B3A2X1D1D0-BUTCHER	Maxi H2	42.7"H × 60"W × 24"D	Standard	Peg		Shelves	Y	Butcher	\$2,665.90
I.	B3A2X1D1F0	Maxi H2	38.6"H × 42"W × 19.2"D	Standard	Peg		Shelves	Y	Handles	\$1,586.55
J.	B3A2X1D1D0-XXXX-XX	Maxi H2	42.1"H × 48"W × 20"D	Standard	Peg		Shelves	Y	Laminate	\$1,907.93
K.	B3A2X1D1B0	Maxi H2	72.1"H × 42"W × 19.2"D	Standard	Peg		Shelves	Y	Ogee	\$2,180.80
L.	B3A2X1D1A0	Maxi H2	66.1"H × 42"W × 19.2"D	Standard	Peg		Shelves	Y	TV Mount	\$2,302.07

## Compass Cabinets: Maxi H2



Key	Part No.	Size	Dimensions	Back Panel	Side Panel	Doors	Interior Filling	Casters	Top	Base MSRP
A.	B3A1X2C1X0	Maxi H2	36.1"H × 42"W × 19.2"D	Standard	Standard	Y	(12) 3" Totes + (6) 6" Totes	Y		\$2,306.97
B.	B3A1X2C1D0-BUTCHER	Maxi H2	42.7"H × 60"W × 24"D	Standard	Standard	Y	(12) 3" Totes + (6) 6" Totes	Y	Butcher	\$3,459.08
C.	B3A1X2C1F0	Maxi H2	38.6"H × 42"W × 19.2"D	Standard	Standard	Y	(12) 3" Totes + (6) 6" Totes	Y	Handles	\$2,379.73
D.	B3A1X2C1D0-XXXX-XX	Maxi H2	42.1"H × 48"W × 20"D	Standard	Standard	Y	(12) 3" Totes + (6) 6" Totes	Y	Laminate	\$2,701.11
E.	B3A1X2C1B0	Maxi H2	72.1"H × 42"W × 19.2"D	Standard	Standard	Y	(12) 3" Totes + (6) 6" Totes	Y	Ogee	\$2,973.98
F.	B3A1X2C1A0	Maxi H2	66.1"H × 42"W × 19.2"D	Standard	Standard	Y	(12) 3" Totes + (6) 6" Totes	Y	TV Mount	\$3,095.25
G.	B3A1X2B1X0	Maxi H2	36.1"H × 42"W × 19.2"D	Standard	Standard	Y	(12) 6" Totes	Y		\$2,131.12
H.	B3A1X2B1D0-BUTCHER	Maxi H2	42.7"H × 60"W × 24"D	Standard	Standard	Y	(12) 6" Totes	Y	Butcher	\$3,283.23
I.	B3A1X2B1F0	Maxi H2	38.6"H × 42"W × 19.2"D	Standard	Standard	Y	(12) 6" Totes	Y	Handles	\$2,203.89
J.	B3A1X2B1D0-XXXX-XX	Maxi H2	42.1"H × 48"W × 20"D	Standard	Standard	Y	(12) 6" Totes	Y	Laminate	\$2,525.26
K.	B3A1X2B1B0	Maxi H2	72.1"H × 42"W × 19.2"D	Standard	Standard	Y	(12) 6" Totes	Y	Ogee	\$2,798.13
L.	B3A1X2B1A0	Maxi H2	66.1"H × 42"W × 19.2"D	Standard	Standard	Y	(12) 6" Totes	Y	TV Mount	\$2,919.41

## Compass Cabinets: Maxi H2



Key	Part No.	Size	Dimensions	Back Panel	Side Panel	Doors	Interior Filling	Casters	Top	Base MSRP
A.	B3A1X2A1X0	Maxi H2	36.1"H × 42"W × 19.2"D	Standard	Standard	Y	(24) 3" Totes	Y		\$2,403.99
B.	B3A1X2A1D0-BUTCHER	Maxi H2	42.7"H × 60"W × 24"D	Standard	Standard	Y	(24) 3" Totes	Y	Butcher	\$3,556.10
C.	B3A1X2A1F0	Maxi H2	38.6"H × 42"W × 19.2"D	Standard	Standard	Y	(24) 3" Totes	Y	Handles	\$2,476.75
D.	B3A1X2A1D0-XXXX-XX	Maxi H2	42.1"H × 48"W × 20"D	Standard	Standard	Y	(24) 3" Totes	Y	Laminate	\$2,798.12
E.	B3A1X2A1B0	Maxi H2	72.1"H × 42"W × 19.2"D	Standard	Standard	Y	(24) 3" Totes	Y	Ogee	\$3,071.00
F.	B3A1X2A1A0	Maxi H2	66.1"H × 42"W × 19.2"D	Standard	Standard	Y	(24) 3" Totes	Y	TV Mount	\$3,192.27
G.	B3A1X2A1X2	Maxi H2	36.1"H × 42"W × 19.2"D	Standard	Standard	Y	(8) 3" Totes + Left Hand Shelves	Y		\$2,282.71
H.	B3A1X2A1D2-BUTCHER	Maxi H2	42.7"H × 60"W × 24"D	Standard	Standard	Y	(8) 3" Totes + Left Hand Shelves	Y	Butcher	\$3,434.82
I.	B3A1X2A1F2	Maxi H2	38.6"H × 42"W × 19.2"D	Standard	Standard	Y	(8) 3" Totes + Left Hand Shelves	Y	Handles	\$2,355.48
J.	B3A1X2A1D2-XXXX-XX	Maxi H2	42.1"H × 48"W × 20"D	Standard	Standard	Y	(8) 3" Totes + Left Hand Shelves	Y	Laminate	\$2,676.86
K.	B3A1X2A1B2	Maxi H2	72.1"H × 42"W × 19.2"D	Standard	Standard	Y	(8) 3" Totes + Left Hand Shelves	Y	Ogee	\$2,949.72
L.	B3A1X2A1A2	Maxi H2	66.1"H × 42"W × 19.2"D	Standard	Standard	Y	(8) 3" Totes + Left Hand Shelves	Y	TV Mount	\$3,071.00

## Compass Cabinets: Maxi H2



Key	Part No.	Size	Dimensions	Back Panel	Side Panel	Doors	Interior Filling	Casters	Top	Base MSRP
A.	B3A1X2E1X0	Maxi H2	36.1"H × 42"W × 19.2"D	Standard	Standard	Y	Cubbies	Y		\$2,130.65
B.	B3A1X2E1D0-BUTCHER	Maxi H2	42.7"H × 60"W × 24"D	Standard	Standard	Y	Cubbies	Y	Butcher	\$3,282.76
C.	B3A1X2E1F0	Maxi H2	38.6"H × 42"W × 19.2"D	Standard	Standard	Y	Cubbies	Y	Handles	\$2,203.41
D.	B3A1X2E1D0-XXXX-XX	Maxi H2	42.1"H × 48"W × 20"D	Standard	Standard	Y	Cubbies	Y	Laminate	\$2,524.80
E.	B3A1X2E1B0	Maxi H2	72.1"H × 42"W × 19.2"D	Standard	Standard	Y	Cubbies	Y	Ogee	\$2,797.66
F.	B3A1X2E1A0	Maxi H2	66.1"H × 42"W × 19.2"D	Standard	Standard	Y	Cubbies	Y	TV Mount	\$2,918.94
G.	B3A1X2D1X0	Maxi H2	36.1"H × 42"W × 19.2"D	Standard	Standard	Y	Shelves	Y		\$1,578.79
H.	B3A1X2D1D0-BUTCHER	Maxi H2	42.7"H × 60"W × 24"D	Standard	Standard	Y	Shelves	Y	Butcher	\$2,730.90
I.	B3A1X2D1F0	Maxi H2	38.6"H × 42"W × 19.2"D	Standard	Standard	Y	Shelves	Y	Handles	\$1,651.56
J.	B3A1X2D1D0-XXXX-XX	Maxi H2	42.1"H × 48"W × 20"D	Standard	Standard	Y	Shelves	Y	Laminate	\$1,972.94
K.	B3A1X2D1B0	Maxi H2	72.1"H × 42"W × 19.2"D	Standard	Standard	Y	Shelves	Y	Ogee	\$2,245.80
L.	B3A1X2D1A0	Maxi H2	66.1"H × 42"W × 19.2"D	Standard	Standard	Y	Shelves	Y	TV Mount	\$2,367.08



## Compass Cabinets: Maxi H2



Key	Part No.	Size	Dimensions	Back Panel	Side Panel	Doors	Interior Filling	Casters	Top	Base MSRP
A.	B3A1X1C1X0	Maxi H2	36.1"H × 42"W × 19.2"D	Standard	Standard		(12) 3" Totes + (6) 6" Totes	Y		\$2,005.00
B.	B3A1X1C1D0-BUTCHER	Maxi H2	42.7"H × 60"W × 24"D	Standard	Standard		(12) 3" Totes + (6) 6" Totes	Y	Butcher	\$3,157.11
C.	B3A1X1C1F0	Maxi H2	38.6"H × 42"W × 19.2"D	Standard	Standard		(12) 3" Totes + (6) 6" Totes	Y	Handles	\$2,077.76
D.	B3A1X1C1D0-XXXX-XX	Maxi H2	42.1"H × 48"W × 20"D	Standard	Standard		(12) 3" Totes + (6) 6" Totes	Y	Laminate	\$2,399.15
E.	B3A1X1C1B0	Maxi H2	72.1"H × 42"W × 19.2"D	Standard	Standard		(12) 3" Totes + (6) 6" Totes	Y	Ogee	\$2,672.01
F.	B3A1X1C1A0	Maxi H2	66.1"H × 42"W × 19.2"D	Standard	Standard		(12) 3" Totes + (6) 6" Totes	Y	TV Mount	\$2,793.28
G.	B3A1X1B1X0	Maxi H2	36.1"H × 42"W × 19.2"D	Standard	Standard		(12) 6" Totes	Y		\$1,829.15
H.	B3A1X1B1D0-BUTCHER	Maxi H2	42.7"H × 60"W × 24"D	Standard	Standard		(12) 6" Totes	Y	Butcher	\$2,981.27
I.	B3A1X1B1F0	Maxi H2	38.6"H × 42"W × 19.2"D	Standard	Standard		(12) 6" Totes	Y	Handles	\$1,901.92
J.	B3A1X1B1D0-XXXX-XX	Maxi H2	42.1"H × 48"W × 20"D	Standard	Standard		(12) 6" Totes	Y	Laminate	\$2,223.29
K.	B3A1X1B1B0	Maxi H2	72.1"H × 42"W × 19.2"D	Standard	Standard		(12) 6" Totes	Y	Ogee	\$2,496.17
L.	B3A1X1B1A0	Maxi H2	66.1"H × 42"W × 19.2"D	Standard	Standard		(12) 6" Totes	Y	TV Mount	\$2,617.44

## Compass Cabinets: Maxi H2



Key	Part No.	Size	Dimensions	Back Panel	Side Panel	Doors	Interior Filling	Casters	Top	Base MSRP
A.	B3A1X1A1X0	Maxi H2	36.1"H × 42"W × 19.2"D	Standard	Standard		(24) 3" Totes	Y		\$2,102.02
B.	B3A1X1A1D0-BUTCHER	Maxi H2	42.7"H × 60"W × 24"D	Standard	Standard		(24) 3" Totes	Y	Butcher	\$3,254.13
C.	B3A1X1A1F0	Maxi H2	38.6"H × 42"W × 19.2"D	Standard	Standard		(24) 3" Totes	Y	Handles	\$2,174.78
D.	B3A1X1A1D0-XXXX-XX	Maxi H2	42.1"H × 48"W × 20"D	Standard	Standard		(24) 3" Totes	Y	Laminate	\$2,496.17
E.	B3A1X1A1B0	Maxi H2	72.1"H × 42"W × 19.2"D	Standard	Standard		(24) 3" Totes	Y	Ogee	\$2,769.03
F.	B3A1X1A1A0	Maxi H2	66.1"H × 42"W × 19.2"D	Standard	Standard		(24) 3" Totes	Y	TV Mount	\$2,890.30
G.	B3A1X1A1X2	Maxi H2	36.1"H × 42"W × 19.2"D	Standard	Standard		(8) 3" Totes + Left Hand Shelves	Y		\$1,980.75
H.	B3A1X1A1D2-BUTCHER	Maxi H2	42.7"H × 60"W × 24"D	Standard	Standard		(8) 3" Totes + Left Hand Shelves	Y	Butcher	\$3,132.86
I.	B3A1X1A1F2	Maxi H2	38.6"H × 42"W × 19.2"D	Standard	Standard		(8) 3" Totes + Left Hand Shelves	Y	Handles	\$2,053.52
J.	B3A1X1A1D2-XXXX-XX	Maxi H2	42.1"H × 48"W × 20"D	Standard	Standard		(8) 3" Totes + Left Hand Shelves	Y	Laminate	\$2,374.89
K.	B3A1X1A1B2	Maxi H2	72.1"H × 42"W × 19.2"D	Standard	Standard		(8) 3" Totes + Left Hand Shelves	Y	Ogee	\$2,647.75
L.	B3A1X1A1A2	Maxi H2	66.1"H × 42"W × 19.2"D	Standard	Standard		(8) 3" Totes + Left Hand Shelves	Y	TV Mount	\$2,769.03

## Compass Cabinets: Maxi H2



Key	Part No.	Size	Dimensions	Back Panel	Side Panel	Doors	Interior Filling	Casters	Top	Base MSRP
A.	B3A1X1E1X0	Maxi H2	36.1"H × 42"W × 19.2"D	Standard	Standard		Cubbies	Y		\$1,854.73
B.	B3A1X1E1D0-BUTCHER	Maxi H2	42.7"H × 60"W × 24"D	Standard	Standard		Cubbies	Y	Butcher	\$3,006.84
C.	B3A1X1E1F0	Maxi H2	38.6"H × 42"W × 19.2"D	Standard	Standard		Cubbies	Y	Handles	\$1,927.50
D.	B3A1X1E1D0-XXXX-XX	Maxi H2	42.1"H × 48"W × 20"D	Standard	Standard		Cubbies	Y	Laminate	\$2,248.88
E.	B3A1X1E1B0	Maxi H2	72.1"H × 42"W × 19.2"D	Standard	Standard		Cubbies	Y	Ogee	\$2,521.74
F.	B3A1X1E1A0	Maxi H2	66.1"H × 42"W × 19.2"D	Standard	Standard		Cubbies	Y	TV Mount	\$2,643.02
G.	B3A1X1D1X0	Maxi H2	36.1"H × 42"W × 19.2"D	Standard	Standard		Shelves	Y		\$1,301.56
H.	B3A1X1D1D0-BUTCHER	Maxi H2	42.7"H × 60"W × 24"D	Standard	Standard		Shelves	Y	Butcher	\$2,453.67
I.	B3A1X1D1F0	Maxi H2	38.6"H × 42"W × 19.2"D	Standard	Standard		Shelves	Y	Handles	\$1,374.32
J.	B3A1X1D1D0-XXXX-XX	Maxi H2	42.1"H × 48"W × 20"D	Standard	Standard		Shelves	Y	Laminate	\$1,695.71
K.	B3A1X1D1B0	Maxi H2	72.1"H × 42"W × 19.2"D	Standard	Standard		Shelves	Y	Ogee	\$1,968.57
L.	B3A1X1D1A0	Maxi H2	66.1"H × 42"W × 19.2"D	Standard	Standard		Shelves	Y	TV Mount	\$2,089.85

## Compass Cabinets: Maxi H2 + Whiteboard Back Panel



Key	Part No.	Size	Dimensions	Back Panel	Side Panel	Doors	Interior Filling	Casters	Top	Base MSRP
A.	B3B2X2C1X0	Maxi H2	36.1"H × 42"W × 19.2"D	Whiteboard	Peg	Y	(12) 3" Totes + (6) 6" Totes	Y		\$2,792.07
B.	B3B2X2C1D0-BUTCHER	Maxi H2	42.7"H × 60"W × 24"D	Whiteboard	Peg	Y	(12) 3" Totes + (6) 6" Totes	Y	Butcher	\$3,944.18
C.	B3B2X2C1F0	Maxi H2	38.6"H × 42"W × 19.2"D	Whiteboard	Peg	Y	(12) 3" Totes + (6) 6" Totes	Y	Handles	\$2,864.83
D.	B3B2X2C1D0-XXXXXX	Maxi H2	42.1"H × 48"W × 20"D	Whiteboard	Peg	Y	(12) 3" Totes + (6) 6" Totes	Y	Laminate	\$3,186.21
E.	B3B2X2C1B0	Maxi H2	72.1"H × 42"W × 19.2"D	Whiteboard	Peg	Y	(12) 3" Totes + (6) 6" Totes	Y	Ogee	\$3,459.08
F.	B3B2X2C1A0	Maxi H2	66.1"H × 42"W × 19.2"D	Whiteboard	Peg	Y	(12) 3" Totes + (6) 6" Totes	Y	TV Mount	\$3,580.35
G.	B3B2X2B1X0	Maxi H2	36.1"H × 42"W × 19.2"D	Whiteboard	Peg	Y	(12) 6" Totes	Y		\$2,616.22
H.	B3B2X2B1D0-BUTCHER	Maxi H2	42.7"H × 60"W × 24"D	Whiteboard	Peg	Y	(12) 6" Totes	Y	Butcher	\$3,768.33
I.	B3B2X2B1F0	Maxi H2	38.6"H × 42"W × 19.2"D	Whiteboard	Peg	Y	(12) 6" Totes	Y	Handles	\$2,688.99
J.	B3B2X2B1D0-XXXX-XX	Maxi H2	42.1"H × 48"W × 20"D	Whiteboard	Peg	Y	(12) 6" Totes	Y	Laminate	\$3,010.36
K.	B3B2X2B1B0	Maxi H2	72.1"H × 42"W × 19.2"D	Whiteboard	Peg	Y	(12) 6" Totes	Y	Ogee	\$3,283.23
L.	B3B2X2B1A0	Maxi H2	66.1"H × 42"W × 19.2"D	Whiteboard	Peg	Y	(12) 6" Totes	Y	TV Mount	\$3,404.51

## Compass Cabinets: Maxi H2 + Whiteboard Back Panel



Key	Part No.	Size	Dimensions	Back Panel	Side Panel	Doors	Interior Filling	Casters	Top	Base MSRP
A.	B3B2X2A1X0	Maxi H2	36.1"H × 42"W × 19.2"D	Whiteboard	Peg	Y	(24) 3" Totes	Y		\$2,889.09
B.	B3B2X2A1D0-BUTCHER	Maxi H2	42.7"H × 60"W × 24"D	Whiteboard	Peg	Y	(24) 3" Totes	Y	Butcher	\$4,041.20
C.	B3B2X2A1F0	Maxi H2	38.6"H × 42"W × 19.2"D	Whiteboard	Peg	Y	(24) 3" Totes	Y	Handles	\$2,961.85
D.	B3B2X2A1D0-XXXX-XX	Maxi H2	42.1"H × 48"W × 20"D	Whiteboard	Peg	Y	(24) 3" Totes	Y	Laminate	\$3,283.22
E.	B3B2X2A1B0	Maxi H2	72.1"H × 42"W × 19.2"D	Whiteboard	Peg	Y	(24) 3" Totes	Y	Ogee	\$3,556.10
F.	B3B2X2A1A0	Maxi H2	66.1"H × 42"W × 19.2"D	Whiteboard	Peg	Y	(24) 3" Totes	Y	TV Mount	\$3,677.37
G.	B3B2X2A1X2	Maxi H2	36.1"H × 42"W × 19.2"D	Whiteboard	Peg	Y	(8) 3" Totes + Left Hand Shelves	Y		\$2,767.81
H.	B3B2X2A1D2-BUTCHER	Maxi H2	42.7"H × 60"W × 24"D	Whiteboard	Peg	Y	(8) 3" Totes + Left Hand Shelves	Y	Butcher	\$3,919.92
I.	B3B2X2A1F2	Maxi H2	38.6"H × 42"W × 19.2"D	Whiteboard	Peg	Y	(8) 3" Totes + Left Hand Shelves	Y	Handles	\$2,840.58
J.	B3B2X2A1D2-XXXX-XX	Maxi H2	42.1"H × 48"W × 20"D	Whiteboard	Peg	Y	(8) 3" Totes + Left Hand Shelves	Y	Laminate	\$3,161.96
K.	B3B2X2A1B2	Maxi H2	72.1"H × 42"W × 19.2"D	Whiteboard	Peg	Y	(8) 3" Totes + Left Hand Shelves	Y	Ogee	\$3,434.82
L.	B3B2X2A1A2	Maxi H2	66.1"H × 42"W × 19.2"D	Whiteboard	Peg	Y	(8) 3" Totes + Left Hand Shelves	Y	TV Mount	\$3,556.10

## Compass Cabinets: Maxi H2 + Whiteboard Back Panel



Key	Part No.	Size	Dimensions	Back Panel	Side Panel	Doors	Interior Filling	Casters	Top	Base MSRP
A.	B3B2X2E1X0	Maxi H2	36.1"H × 42"W × 19.2"D	Whiteboard	Peg	Y	Cubbies	Y		\$2,615.75
B.	B3B2X2E1D0-BUTCHER	Maxi H2	42.7"H × 60"W × 24"D	Whiteboard	Peg	Y	Cubbies	Y	Butcher	\$3,767.86
C.	B3B2X2E1F0	Maxi H2	38.6"H × 42"W × 19.2"D	Whiteboard	Peg	Y	Cubbies	Y	Handles	\$2,688.51
D.	B3B2X2E1D0-XXXXXX	Maxi H2	42.1"H × 48"W × 20"D	Whiteboard	Peg	Y	Cubbies	Y	Laminate	\$3,009.90
E.	B3B2X2E1B0	Maxi H2	72.1"H × 42"W × 19.2"D	Whiteboard	Peg	Y	Cubbies	Y	Ogee	\$3,282.76
F.	B3B2X2E1A0	Maxi H2	66.1"H × 42"W × 19.2"D	Whiteboard	Peg	Y	Cubbies	Y	TV Mount	\$3,404.04
G.	B3B2X2D1X0	Maxi H2	36.1"H × 42"W × 19.2"D	Whiteboard	Peg	Y	Shelves	Y		\$2,063.89
H.	B3B2X2D1D0-BUTCHER	Maxi H2	42.7"H × 60"W × 24"D	Whiteboard	Peg	Y	Shelves	Y	Butcher	\$3,216.00
I.	B3B2X2D1F0	Maxi H2	38.6"H × 42"W × 19.2"D	Whiteboard	Peg	Y	Shelves	Y	Handles	\$2,136.66
J.	B3B2X2D1D0-XXXXXX	Maxi H2	42.1"H × 48"W × 20"D	Whiteboard	Peg	Y	Shelves	Y	Laminate	\$2,458.04
K.	B3B2X2D1B0	Maxi H2	72.1"H × 42"W × 19.2"D	Whiteboard	Peg	Y	Shelves	Y	Ogee	\$2,730.90
L.	B3B2X2D1A0	Maxi H2	66.1"H × 42"W × 19.2"D	Whiteboard	Peg	Y	Shelves	Y	TV Mount	\$2,852.18

## Compass Cabinets: Maxi H2 + Whiteboard Back Panel



Key	Part No.	Size	Dimensions	Back Panel	Side Panel	Doors	Interior Filling	Casters	Top	Base MSRP
A.	B3B2X1C1X0	Maxi H2	36.1"H × 42"W × 19.2"D	Whiteboard	Peg		(12) 3" Totes + (6) 6" Totes	Y		\$2,490.10
B.	B3B2X1C1D0-BUTCHER	Maxi H2	42.7"H × 60"W × 24"D	Whiteboard	Peg		(12) 3" Totes + (6) 6" Totes	Y	Butcher	\$3,642.21
C.	B3B2X1C1F0	Maxi H2	38.6"H × 42"W × 19.2"D	Whiteboard	Peg		(12) 3" Totes + (6) 6" Totes	Y	Handles	\$2,562.86
D.	B3B2X1C1D0-XXXXXX	Maxi H2	42.1"H × 48"W × 20"D	Whiteboard	Peg		(12) 3" Totes + (6) 6" Totes	Y	Laminate	\$2,884.25
E.	B3B2X1C1B0	Maxi H2	72.1"H × 42"W × 19.2"D	Whiteboard	Peg		(12) 3" Totes + (6) 6" Totes	Y	Ogee	\$3,157.11
F.	B3B2X1C1A0	Maxi H2	66.1"H × 42"W × 19.2"D	Whiteboard	Peg		(12) 3" Totes + (6) 6" Totes	Y	TV Mount	\$3,278.38
G.	B3B2X1B1X0	Maxi H2	36.1"H × 42"W × 19.2"D	Whiteboard	Peg		(12) 6" Totes	Y		\$2,314.25
H.	B3B2X1B1D0-BUTCHER	Maxi H2	42.7"H × 60"W × 24"D	Whiteboard	Peg		(12) 6" Totes	Y	Butcher	\$3,466.37
I.	B3B2X1B1F0	Maxi H2	38.6"H × 42"W × 19.2"D	Whiteboard	Peg		(12) 6" Totes	Y	Handles	\$2,387.02
J.	B3B2X1B1D0-XXXX-XX	Maxi H2	42.1"H × 48"W × 20"D	Whiteboard	Peg		(12) 6" Totes	Y	Laminate	\$2,708.39
K.	B3B2X1B1B0	Maxi H2	72.1"H × 42"W × 19.2"D	Whiteboard	Peg		(12) 6" Totes	Y	Ogee	\$2,981.27
L.	B3B2X1B1A0	Maxi H2	66.1"H × 42"W × 19.2"D	Whiteboard	Peg		(12) 6" Totes	Y	TV Mount	\$3,102.54

## Compass Cabinets: Maxi H2 + Whiteboard Back Panel



Key	Part No.	Size	Dimensions	Back Panel	Side Panel	Doors	Interior Filling	Casters	Top	Base MSRP
A.	B3B2X1A1X0	Maxi H2	36.1"H × 42"W × 19.2"D	Whiteboard	Peg		(24) 3" Totes	Y		\$2,587.12
B.	B3B2X1A1D0-BUTCHER	Maxi H2	42.7"H × 60"W × 24"D	Whiteboard	Peg		(24) 3" Totes	Y	Butcher	\$3,739.23
C.	B3B2X1A1F0	Maxi H2	38.6"H × 42"W × 19.2"D	Whiteboard	Peg		(24) 3" Totes	Y	Handles	\$2,659.88
D.	B3B2X1A1D0-XXXXXX	Maxi H2	42.1"H × 48"W × 20"D	Whiteboard	Peg		(24) 3" Totes	Y	Laminate	\$2,981.27
E.	B3B2X1A1B0	Maxi H2	72.1"H × 42"W × 19.2"D	Whiteboard	Peg		(24) 3" Totes	Y	Ogee	\$3,254.13
F.	B3B2X1A1A0	Maxi H2	66.1"H × 42"W × 19.2"D	Whiteboard	Peg		(24) 3" Totes	Y	TV Mount	\$3,375.40
G.	B3B2X1A1X2	Maxi H2	36.1"H × 42"W × 19.2"D	Whiteboard	Peg		(8) 3" Totes + Left Hand Shelves	Y		\$2,465.85
H.	B3B2X1A1D2-BUTCHER	Maxi H2	42.7"H × 60"W × 24"D	Whiteboard	Peg		(8) 3" Totes + Left Hand Shelves	Y	Butcher	\$3,617.96
I.	B3B2X1A1F2	Maxi H2	38.6"H × 42"W × 19.2"D	Whiteboard	Peg		(8) 3" Totes + Left Hand Shelves	Y	Handles	\$2,538.62
J.	B3B2X1A1D2-XXXXXX	Maxi H2	42.1"H × 48"W × 20"D	Whiteboard	Peg		(8) 3" Totes + Left Hand Shelves	Y	Laminate	\$2,859.99
K.	B3B2X1A1B2	Maxi H2	72.1"H × 42"W × 19.2"D	Whiteboard	Peg		(8) 3" Totes + Left Hand Shelves	Y	Ogee	\$3,132.85
L.	B3B2X1A1A2	Maxi H2	66.1"H × 42"W × 19.2"D	Whiteboard	Peg		(8) 3" Totes + Left Hand Shelves	Y	TV Mount	\$3,254.13



## Compass Cabinets: Maxi H2 + Whiteboard Back Panel



Key	Part No.	Size	Dimensions	Back Panel	Side Panel	Doors	Interior Filling	Casters	Top	Base MSRP
A.	B3B2X1E1X0	Maxi H2	36.1"H × 42"W × 19.2"D	Whiteboard	Peg		Cubbies	Y		\$2,339.83
B.	B3B2X1E1D0-BUTCHER	Maxi H2	42.7"H × 60"W × 24"D	Whiteboard	Peg		Cubbies	Y	Butcher	\$3,491.94
C.	B3B2X1E1F0	Maxi H2	38.6"H × 42"W × 19.2"D	Whiteboard	Peg		Cubbies	Y	Handles	\$2,412.60
D.	B3B2X1E1D0-XXXXXX	Maxi H2	42.1"H × 48"W × 20"D	Whiteboard	Peg		Cubbies	Y	Laminate	\$2,733.98
E.	B3B2X1E1B0	Maxi H2	72.1"H × 42"W × 19.2"D	Whiteboard	Peg		Cubbies	Y	Ogee	\$3,006.84
F.	B3B2X1E1A0	Maxi H2	66.1"H × 42"W × 19.2"D	Whiteboard	Peg		Cubbies	Y	TV Mount	\$3,128.12
G.	B3B2X1D1X0	Maxi H2	36.1"H × 42"W × 19.2"D	Whiteboard	Peg		Shelves	Y		\$1,786.66
H.	B3B2X1D1D0-BUTCHER	Maxi H2	42.7"H × 60"W × 24"D	Whiteboard	Peg		Shelves	Y	Butcher	\$2,938.77
I.	B3B2X1D1F0	Maxi H2	38.6"H × 42"W × 19.2"D	Whiteboard	Peg		Shelves	Y	Handles	\$1,859.42
J.	B3B2X1D1D0-XXXXXX	Maxi H2	42.1"H × 48"W × 20"D	Whiteboard	Peg		Shelves	Y	Laminate	\$2,180.80
K.	B3B2X1D1B0	Maxi H2	72.1"H × 42"W × 19.2"D	Whiteboard	Peg		Shelves	Y	Ogee	\$2,453.67
L.	B3B2X1D1A0	Maxi H2	66.1"H × 42"W × 19.2"D	Whiteboard	Peg		Shelves	Y	TV Mount	\$2,574.95

## Compass Cabinets: Maxi H2 + Whiteboard Back Panel



Key	Part No.	Size	Dimensions	Back Panel	Side Panel	Doors	Interior Filling	Casters	Top	Base MSRP
A.	B3B1X2C1X0	Maxi H2	36.1"H × 42"W × 19.2"D	Whiteboard	Standard	Y	(12) 3" Totes + (6) 6" Totes	Y		\$2,579.84
B.	B3B1X2C1X0-BUTCHER	Maxi H2	36.1"H × 42"W × 19.2"D	Whiteboard	Standard	Y	(12) 3" Totes + (6) 6" Totes	Y	Butcher	CALL
C.	B3B1X2C1F0	Maxi H2	36.1"H × 42"W × 19.2"D	Whiteboard	Standard	Y	(12) 3" Totes + (6) 6" Totes	Y	Handles	CALL
D.	B3B1X2C1D0-XXXXXX	Maxi H2	36.1"H × 42"W × 19.2"D	Whiteboard	Standard	Y	(12) 3" Totes + (6) 6" Totes	Y	Laminate	CALL
E.	B3B1X2C1B0	Maxi H2	36.1"H × 42"W × 19.2"D	Whiteboard	Standard	Y	(12) 3" Totes + (6) 6" Totes	Y	Ogee	CALL
F.	B3B1X2C1A0	Maxi H2	36.1"H × 42"W × 19.2"D	Whiteboard	Standard	Y	(12) 3" Totes + (6) 6" Totes	Y	TV Mount	CALL
G.	B3B1X2B1X0	Maxi H2	36.1"H × 42"W × 19.2"D	Whiteboard	Standard	Y	(12) 6" Totes	Y		CALL
H.	B3B1X2B1X0-BUTCHER	Maxi H2	36.1"H × 42"W × 19.2"D	Whiteboard	Standard	Y	(12) 6" Totes	Y	Butcher	CALL
I.	B3B1X2B1F0	Maxi H2	36.1"H × 42"W × 19.2"D	Whiteboard	Standard	Y	(12) 6" Totes	Y	Handles	CALL
J.	B3B1X2B1D0-XXXX-XX	Maxi H2	36.1"H × 42"W × 19.2"D	Whiteboard	Standard	Y	(12) 6" Totes	Y	Laminate	CALL
K.	B3B1X2B1B0	Maxi H2	36.1"H × 42"W × 19.2"D	Whiteboard	Standard	Y	(12) 6" Totes	Y	Ogee	CALL
L.	B3B1X2B1A0	Maxi H2	36.1"H × 42"W × 19.2"D	Whiteboard	Standard	Y	(12) 6" Totes	Y	TV Mount	CALL

## Compass Cabinets: Maxi H2 + Whiteboard Back Panel



Key	Part No.	Size	Dimensions	Back Panel	Side Panel	Doors	Interior Filling	Casters	Top	Base MSRP
A.	B3B1X2A1X0	Maxi H2	36.1"H × 42"W × 19.2"D	Whiteboard	Standard	Y	(24) 3" Totes	Y		\$2,676.85
B.	B3B1X2A1D0-BUTCHER	Maxi H2	42.7"H × 60"W × 24"D	Whiteboard	Standard	Y	(24) 3" Totes	Y	Butcher	\$3,828.96
C.	B3B1X2A1F0	Maxi H2	38.6"H × 42"W × 19.2"D	Whiteboard	Standard	Y	(24) 3" Totes	Y	Handles	\$2,749.61
D.	B3B1X2A1D0-XXXX-XX	Maxi H2	42.1"H × 48"W × 20"D	Whiteboard	Standard	Y	(24) 3" Totes	Y	Laminate	\$3,071.00
E.	B3B1X2A1B0	Maxi H2	72.1"H × 42"W × 19.2"D	Whiteboard	Standard	Y	(24) 3" Totes	Y	Ogee	\$3,343.86
F.	B3B1X2A1A0	Maxi H2	66.1"H × 42"W × 19.2"D	Whiteboard	Standard	Y	(24) 3" Totes	Y	TV Mount	\$3,465.14
G.	B3B1X2A1X2	Maxi H2	36.1"H × 42"W × 19.2"D	Whiteboard	Standard	Y	(8) 3" Totes + Left Hand Shelves	Y		\$2,555.58
H.	B3B1X2A1D2-BUTCHER	Maxi H2	42.7"H × 60"W × 24"D	Whiteboard	Standard	Y	(8) 3" Totes + Left Hand Shelves	Y	Butcher	\$3,707.70
I.	B3B1X2A1F2	Maxi H2	38.6"H × 42"W × 19.2"D	Whiteboard	Standard	Y	(8) 3" Totes + Left Hand Shelves	Y	Handles	\$2,628.35
J.	B3B1X2A1D2-XXXX-XX	Maxi H2	42.1"H × 48"W × 20"D	Whiteboard	Standard	Y	(8) 3" Totes + Left Hand Shelves	Y	Laminate	\$2,949.72
K.	B3B1X2A1B2	Maxi H2	72.1"H × 42"W × 19.2"D	Whiteboard	Standard	Y	(8) 3" Totes + Left Hand Shelves	Y	Ogee	\$3,222.59
L.	B3B1X2A1A2	Maxi H2	66.1"H × 42"W × 19.2"D	Whiteboard	Standard	Y	(8) 3" Totes + Left Hand Shelves	Y	TV Mount	\$3,343.86

## Compass Cabinets: Maxi H2 + Whiteboard Back Panel



Key	Part No.	Size	Dimensions	Back Panel	Side Panel	Doors	Interior Filling	Casters	Top	Base MSRP
A.	B3B1X2E1X0	Maxi H2	36.1"H × 42"W × 19.2"D	Whiteboard	Standard	Y	Cubbies	Y		\$2,403.52
B.	B3B1X2E1D0-BUTCHER	Maxi H2	42.7"H × 60"W × 24"D	Whiteboard	Standard	Y	Cubbies	Y	Butcher	\$3,555.64
C.	B3B1X2E1F0	Maxi H2	38.6"H × 42"W × 19.2"D	Whiteboard	Standard	Y	Cubbies	Y	Handles	\$2,476.29
D.	B3B1X2E1D0-XXXXXX	Maxi H2	42.1"H × 48"W × 20"D	Whiteboard	Standard	Y	Cubbies	Y	Laminate	\$2,797.66
E.	B3B1X2E1B0	Maxi H2	72.1"H × 42"W × 19.2"D	Whiteboard	Standard	Y	Cubbies	Y	Ogee	\$3,070.54
F.	B3B1X2E1A0	Maxi H2	66.1"H × 42"W × 19.2"D	Whiteboard	Standard	Y	Cubbies	Y	TV Mount	\$3,191.81
G.	B3B1X2D1X0	Maxi H2	36.1"H × 42"W × 19.2"D	Whiteboard	Standard	Y	Shelves	Y		\$1,851.66
H.	B3B1X2D1D0-BUTCHER	Maxi H2	42.7"H × 60"W × 24"D	Whiteboard	Standard	Y	Shelves	Y	Butcher	\$3,003.78
I.	B3B1X2D1F0	Maxi H2	38.6"H × 42"W × 19.2"D	Whiteboard	Standard	Y	Shelves	Y	Handles	\$1,924.43
J.	B3B1X2D1D0-XXXXXX	Maxi H2	42.1"H × 48"W × 20"D	Whiteboard	Standard	Y	Shelves	Y	Laminate	\$2,245.80
K.	B3B1X2D1B0	Maxi H2	72.1"H × 42"W × 19.2"D	Whiteboard	Standard	Y	Shelves	Y	Ogee	\$2,518.68
L.	B3B1X2D1A0	Maxi H2	66.1"H × 42"W × 19.2"D	Whiteboard	Standard	Y	Shelves	Y	TV Mount	\$2,639.95

## Compass Cabinets: Maxi H2 + Whiteboard Back Panel



Key	Part No.	Size	Dimensions	Back Panel	Side Panel	Doors	Interior Filling	Casters	Top	Base MSRP
A.	B3B1X1C1X0	Maxi H2	36.1"H × 42"W × 19.2"D	Whiteboard	Standard		(12) 3" Totes + (6) 6" Totes	Y		\$2,277.87
B.	B3B1X1C1D0-BUTCHER	Maxi H2	42.7"H × 60"W × 24"D	Whiteboard	Standard		(12) 3" Totes + (6) 6" Totes	Y	Butcher	\$3,429.98
C.	B3B1X1C1F0	Maxi H2	38.6"H × 42"W × 19.2"D	Whiteboard	Standard		(12) 3" Totes + (6) 6" Totes	Y	Handles	\$2,350.64
D.	B3B1X1C1D0-XXXXXX	Maxi H2	42.1"H × 48"W × 20"D	Whiteboard	Standard		(12) 3" Totes + (6) 6" Totes	Y	Laminate	\$2,672.01
E.	B3B1X1C1B0	Maxi H2	72.1"H × 42"W × 19.2"D	Whiteboard	Standard		(12) 3" Totes + (6) 6" Totes	Y	Ogee	\$2,944.88
F.	B3B1X1C1A0	Maxi H2	66.1"H × 42"W × 19.2"D	Whiteboard	Standard		(12) 3" Totes + (6) 6" Totes	Y	TV Mount	\$3,066.16
G.	B3B1X1B1X0	Maxi H2	36.1"H × 42"W × 19.2"D	Whiteboard	Standard		(12) 6" Totes	Y		\$2,102.02
H.	B3B1X1B1D0-BUTCHER	Maxi H2	42.7"H × 60"W × 24"D	Whiteboard	Standard		(12) 6" Totes	Y	Butcher	\$3,254.13
I.	B3B1X1B1F0	Maxi H2	38.6"H × 42"W × 19.2"D	Whiteboard	Standard		(12) 6" Totes	Y	Handles	\$2,174.78
J.	B3B1X1B1D0-XXXXXX	Maxi H2	42.1"H × 48"W × 20"D	Whiteboard	Standard		(12) 6" Totes	Y	Laminate	\$2,496.17
K.	B3B1X1B1B0	Maxi H2	72.1"H × 42"W × 19.2"D	Whiteboard	Standard		(12) 6" Totes	Y	Ogee	\$2,769.03
L.	B3B1X1B1A0	Maxi H2	66.1"H × 42"W × 19.2"D	Whiteboard	Standard		(12) 6" Totes	Y	TV Mount	\$2,890.30

## Compass Cabinets: Maxi H2 + Whiteboard Back Panel



Key	Part No.	Size	Dimensions	Back Panel	Side Panel	Doors	Interior Filling	Casters	Top	Base MSRP
A.	B3B1X1A1X0	Maxi H2	36.1"H × 42"W × 19.2"D	Whiteboard	Standard		(24) 3" Totes	Y		\$2,374.89
B.	B3B1X1A1D0-BUTCHER	Maxi H2	42.7"H × 60"W × 24"D	Whiteboard	Standard		(24) 3" Totes	Y	Butcher	\$3,527.00
C.	B3B1X1A1F0	Maxi H2	38.6"H × 42"W × 19.2"D	Whiteboard	Standard		(24) 3" Totes	Y	Handles	\$2,447.66
D.	B3B1X1A1D0-XXXX-XX	Maxi H2	42.1"H × 48"W × 20"D	Whiteboard	Standard		(24) 3" Totes	Y	Laminate	\$2,769.03
E.	B3B1X1A1B0	Maxi H2	72.1"H × 42"W × 19.2"D	Whiteboard	Standard		(24) 3" Totes	Y	Ogee	\$3,041.90
F.	B3B1X1A1A0	Maxi H2	66.1"H × 42"W × 19.2"D	Whiteboard	Standard		(24) 3" Totes	Y	TV Mount	\$3,163.18
G.	B3B1X1A1X2	Maxi H2	36.1"H × 42"W × 19.2"D	Whiteboard	Standard		(8) 3" Totes + Left Hand Shelves	Y		\$2,253.62
H.	B3B1X1A1D2-BUTCHER	Maxi H2	42.7"H × 60"W × 24"D	Whiteboard	Standard		(8) 3" Totes + Left Hand Shelves	Y	Butcher	\$3,405.73
I.	B3B1X1A1F2	Maxi H2	38.6"H × 42"W × 19.2"D	Whiteboard	Standard		(8) 3" Totes + Left Hand Shelves	Y	Handles	\$2,326.38
J.	B3B1X1A1D2-XXXX-XX	Maxi H2	42.1"H × 48"W × 20"D	Whiteboard	Standard		(8) 3" Totes + Left Hand Shelves	Y	Laminate	\$2,647.76
K.	B3B1X1A1B2	Maxi H2	72.1"H × 42"W × 19.2"D	Whiteboard	Standard		(8) 3" Totes + Left Hand Shelves	Y	Ogee	\$2,920.63
L.	B3B1X1A1A2	Maxi H2	66.1"H × 42"W × 19.2"D	Whiteboard	Standard		(8) 3" Totes + Left Hand Shelves	Y	TV Mount	\$3,041.90

## Compass Cabinets: Maxi H2 + Whiteboard Back Panel



Key	Part No.	Size	Dimensions	Back Panel	Side Panel	Doors	Interior Filling	Casters	Top	Base MSRP
A.	B3B1X1E1X0	Maxi H2	36.1"H × 42"W × 19.2"D	Whiteboard	Standard		Cubbies	Y		\$2,127.60
B.	B3B1X1E1D0-BUTCHER	Maxi H2	42.7"H × 60"W × 24"D	Whiteboard	Standard		Cubbies	Y	Butcher	\$3,279.72
C.	B3B1X1E1F0	Maxi H2	38.6"H × 42"W × 19.2"D	Whiteboard	Standard		Cubbies	Y	Handles	\$2,200.37
D.	B3B1X1E1D0-XXXXXX	Maxi H2	42.1"H × 48"W × 20"D	Whiteboard	Standard		Cubbies	Y	Laminate	\$2,521.74
E.	B3B1X1E1B0	Maxi H2	72.1"H × 42"W × 19.2"D	Whiteboard	Standard		Cubbies	Y	Ogee	\$2,794.62
F.	B3B1X1E1A0	Maxi H2	66.1"H × 42"W × 19.2"D	Whiteboard	Standard		Cubbies	Y	TV Mount	\$2,915.89
G.	B3B1X1D1X0	Maxi H2	36.1"H × 42"W × 19.2"D	Whiteboard	Standard		Shelves	Y		\$1,574.42
H.	B3B1X1D1D0-BUTCHER	Maxi H2	42.7"H × 60"W × 24"D	Whiteboard	Standard		Shelves	Y	Butcher	\$2,726.54
I.	B3B1X1D1F0	Maxi H2	38.6"H × 42"W × 19.2"D	Whiteboard	Standard		Shelves	Y	Handles	\$1,647.19
J.	B3B1X1D1D0-XXXXXX	Maxi H2	42.1"H × 48"W × 20"D	Whiteboard	Standard		Shelves	Y	Laminate	\$1,968.57
K.	B3B1X1D1B0	Maxi H2	72.1"H × 42"W × 19.2"D	Whiteboard	Standard		Shelves	Y	Ogee	\$2,241.44
L.	B3B1X1D1A0	Maxi H2	66.1"H × 42"W × 19.2"D	Whiteboard	Standard		Shelves	Y	TV Mount	\$2,362.71

## Compass Cabinets: Maxi H3



Key	Part No.	Size	Dimensions	Back Panel	Side Panel	Doors	Interior Filling	Casters	Top	Base MSRP
A.	C3A2X2A1X2	Maxi H3	51.1"H × 42"W × 19.2"D	Standard	Peg	Y	(12) 3" Totes + Left Hand Shelves	Y		\$3,272.89
B.	C3A2X2A1F2	Maxi H3	53.6"H × 42"W × 19.2"D	Standard	Peg	Y	(12) 3" Totes + Left Hand Shelves	Y	Handles	\$3,345.66
C.	C3A2X2A1D2-XXXX-XX	Maxi H3	57.1"H × 48"W × 24"D	Standard	Peg	Y	(12) 3" Totes + Left Hand Shelves	Y	Laminate	\$3,667.04
D.	C3A2X2B1X4	Maxi H3	51.1"H × 42"W × 19.2"D	Standard	Peg	Y	(12) 6" Totes + LH Wardrobe	Y		\$2,605.88
E.	C3A2X2B1F4	Maxi H3	53.6"H × 42"W × 19.2"D	Standard	Peg	Y	(12) 6" Totes + LH Wardrobe	Y	Handles	\$2,678.64
F.	C3A2X2B1D4-XXXX-XX	Maxi H3	57.1"H × 48"W × 24"D	Standard	Peg	Y	(12) 6" Totes + LH Wardrobe	Y	Laminate	\$3,000.03
G.	C3A2X2B1X3	Maxi H3	51.1"H × 42"W × 19.2"D	Standard	Peg	Y	(12) 6" Totes + RH Wardrobe	Y		\$2,605.88
H.	C3A2X2B1F3	Maxi H3	53.6"H × 42"W × 19.2"D	Standard	Peg	Y	(12) 6" Totes + RH Wardrobe	Y	Handles	\$2,678.64
I.	C3A2X2B1D3-XXXX-XX	Maxi H3	57.1"H × 48"W × 24"D	Standard	Peg	Y	(12) 6" Totes + RH Wardrobe	Y	Laminate	\$3,000.03
J.	C3A2X2B1X0	Maxi H3	51.1"H × 42"W × 19.2"D	Standard	Peg	Y	(18) 6" Totes	Y		\$2,969.70
K.	C3A2X2B1F0	Maxi H3	53.6"H × 42"W × 19.2"D	Standard	Peg	Y	(18) 6" Totes	Y	Handles	\$3,042.47
L.	C3A2X2B1D0-XXXX-XX	Maxi H3	57.1"H × 48"W × 24"D	Standard	Peg	Y	(18) 6" Totes	Y	Laminate	\$3,363.85



## Compass Cabinets: Maxi H3



Key	Part No.	Size	Dimensions	Back Panel	Side Panel	Doors	Interior Filling	Casters	Top	Base MSRP
A.	C3A2X2A1X4	Maxi H3	51.1"H × 42"W × 19.2"D	Standard	Peg	Y	(24) 3" Totes + LH Wardrobe	Y		\$3,090.98
B.	C3A2X2A1F4	Maxi H3	53.6"H × 42"W × 19.2"D	Standard	Peg	Y	(24) 3" Totes + LH Wardrobe	Y	Handles	\$3,163.74
C.	C3A2X2A1D4-XXXX-XX	Maxi H3	57.1"H × 48"W × 24"D	Standard	Peg	Y	(24) 3" Totes + LH Wardrobe	Y	Laminate	\$3,485.13
D.	C3A2X2A1X3	Maxi H3	51.1"H × 42"W × 19.2"D	Standard	Peg	Y	(24) 3" Totes + RH Wardrobe	Y		\$3,090.98
E.	C3A2X2A1F3	Maxi H3	53.6"H × 42"W × 19.2"D	Standard	Peg	Y	(24) 3" Totes + RH Wardrobe	Y	Handles	\$3,163.74
F.	C3A2X2A1D3-XXXX-XX	Maxi H3	57.1"H × 48"W × 24"D	Standard	Peg	Y	(24) 3" Totes + RH Wardrobe	Y	Laminate	\$3,485.13
G.	C3A2X2A1X0	Maxi H3	51.1"H × 42"W × 19.2"D	Standard	Peg	Y	(36) 3" Totes	Y		\$3,454.80
H.	C3A2X2A1F0	Maxi H3	53.6"H × 42"W × 19.2"D	Standard	Peg	Y	(36) 3" Totes	Y	Handles	\$3,527.57
I.	C3A2X2A1D0-XXXX-XX	Maxi H3	57.1"H × 48"W × 24"D	Standard	Peg	Y	(36) 3" Totes	Y	Laminate	\$3,848.95
J.	C3A2X2F1X4	Maxi H3	51.1"H × 42"W × 19.2"D	Standard	Peg	Y	(6) 3" Totes + (6) 6" Totes + (2) 12" Totes + LH Wardrobe	Y		\$2,921.19
K.	C3A2X2F1F4	Maxi H3	53.6"H × 42"W × 19.2"D	Standard	Peg	Y	(6) 3" Totes + (6) 6" Totes + (2) 12" Totes + LH Wardrobe	Y	Handles	\$2,993.96
L.	C3A2X2F1D4-XXXX-XX	Maxi H3	57.1"H × 48"W × 24"D	Standard	Peg	Y	(6) 3" Totes + (6) 6" Totes + (2) 12" Totes + LH Wardrobe	Y	Laminate	\$3,315.34

## Compass Cabinets: Maxi H3



Key	Part No.	Size	Dimensions	Back Panel	Side Panel	Doors	Interior Filling	Casters	Top	Base MSRP
A.	C3A2X2F1X3	Maxi H3	51.1"H × 42"W × 19.2"D	Standard	Peg	Y	(6) 3" Totes + (6) 6" Totes + (2) 12" Totes + RH Wardrobe	Y		\$2,921.19
B.	C3A2X2F1F3	Maxi H3	53.6"H × 42"W × 19.2"D	Standard	Peg	Y	(6) 3" Totes + (6) 6" Totes + (2) 12" Totes + RH Wardrobe	Y	Handles	\$2,993.96
C.	C3A2X2F1D3-XXXX-XX	Maxi H3	57.1"H × 48"W × 24"D	Standard	Peg	Y	(6) 3" Totes + (6) 6" Totes + (2) 12" Totes + RH Wardrobe	Y	Laminate	\$3,315.34
D.	C3A2X2F1X0	Maxi H3	51.1"H × 42"W × 19.2"D	Standard	Peg	Y	(9) 3" Totes + (9) 6" Totes + (3) 12" Totes	Y		\$3,285.02
E.	C3A2X2F1F0	Maxi H3	53.6"H × 42"W × 19.2"D	Standard	Peg	Y	(9) 3" Totes + (9) 6" Totes + (3) 12" Totes	Y	Handles	\$3,357.78
F.	C3A2X2F1D0-XXXX-XX	Maxi H3	57.1"H × 48"W × 24"D	Standard	Peg	Y	(9) 3" Totes + (9) 6" Totes + (3) 12" Totes	Y	Laminate	\$3,679.17
G.	C3A2X2E1X0	Maxi H3	51.1"H × 42"W × 19.2"D	Standard	Peg	Y	Cubbies	Y		\$2,922.48
H.	C3A2X2E1F0	Maxi H3	53.6"H × 42"W × 19.2"D	Standard	Peg	Y	Cubbies	Y	Handles	\$2,995.24
I.	C3A2X2E1D0-XXXX-XX	Maxi H3	57.1"H × 48"W × 24"D	Standard	Peg	Y	Cubbies	Y	Laminate	\$3,316.61
J.	C3A2X2D1X0	Maxi H3	51.1"H × 42"W × 19.2"D	Standard	Peg	Y	Shelves	Y		\$2,254.77
K.	C3A2X2D1F0	Maxi H3	53.6"H × 42"W × 19.2"D	Standard	Peg	Y	Shelves	Y	Handles	\$2,327.54
L.	C3A2X2D1D0-XXXX-XX	Maxi H3	57.1"H × 48"W × 24"D	Standard	Peg	Y	Shelves	Y	Laminate	\$2,648.91

## Compass Cabinets: Maxi H3



Key	Part No.	Size	Dimensions	Back Panel	Side Panel	Doors	Interior Filling	Casters	Top	Base MSRP
A.	C3A2X1A1X2	Maxi H3	51.1"H × 42"W × 19.2"D	Standard	Peg		(12) 3" Totes + Left Hand Shelves	Y		\$2,838.17
B.	C3A2X1A1F2	Maxi H3	53.6"H × 42"W × 19.2"D	Standard	Peg		(12) 3" Totes + Left Hand Shelves	Y	Handles	\$2,910.94
C.	C3A2X1A1D2-XXXX-XX	Maxi H3	57.1"H × 48"W × 24"D	Standard	Peg		(12) 3" Totes + Left Hand Shelves	Y	Laminate	\$3,232.32
D.	C3A2X1B1X4	Maxi H3	51.1"H × 42"W × 19.2"D	Standard	Peg		(12) 6" Totes + LH Wardrobe	Y		\$2,492.54
E.	C3A2X1B1F4	Maxi H3	53.6"H × 42"W × 19.2"D	Standard	Peg		(12) 6" Totes + LH Wardrobe	Y	Handles	\$2,565.31
F.	C3A2X1B1D4-XXXX-XX	Maxi H3	57.1"H × 48"W × 24"D	Standard	Peg		(12) 6" Totes + LH Wardrobe	Y	Laminate	\$2,886.68
G.	C3A2X1B1X3	Maxi H3	51.1"H × 42"W × 19.2"D	Standard	Peg		(12) 6" Totes + RH Wardrobe	Y		\$2,492.54
H.	C3A2X1B1F3	Maxi H3	53.6"H × 42"W × 19.2"D	Standard	Peg		(12) 6" Totes + RH Wardrobe	Y	Handles	\$2,565.31
I.	C3A2X1B1D3-XXXX-XX	Maxi H3	57.1"H × 48"W × 24"D	Standard	Peg		(12) 6" Totes + RH Wardrobe	Y	Laminate	\$2,886.68
J.	C3A2X1B1X0	Maxi H3	51.1"H × 42"W × 19.2"D	Standard	Peg		(18) 6" Totes	Y		\$2,856.37
K.	C3A2X1B1F0	Maxi H3	53.6"H × 42"W × 19.2"D	Standard	Peg		(18) 6" Totes	Y	Handles	\$2,929.13
L.	C3A2X1B1D0-XXXX-XX	Maxi H3	57.1"H × 48"W × 24"D	Standard	Peg		(18) 6" Totes	Y	Laminate	\$3,250.51

## Compass Cabinets: Maxi H3



Key	Part No.	Size	Dimensions	Back Panel	Side Panel	Doors	Interior Filling	Casters	Top	Base MSRP
A.	C3A2X1A1X4	Maxi H3	51.1"H × 42"W × 19.2"D	Standard	Peg		(24) 3" Totes + LH Wardrobe	Y		\$2,656.26
B.	C3A2X1A1F4	Maxi H3	53.6"H × 42"W × 19.2"D	Standard	Peg		(24) 3" Totes + LH Wardrobe	Y	Handles	\$2,729.02
C.	C3A2X1A1D4-XXXX-XX	Maxi H3	57.1"H × 48"W × 24"D	Standard	Peg		(24) 3" Totes + LH Wardrobe	Y	Laminate	\$3,050.41
D.	C3A2X1A1X3	Maxi H3	51.1"H × 42"W × 19.2"D	Standard	Peg		(24) 3" Totes + RH Wardrobe	Y		\$2,656.26
E.	C3A2X1A1F3	Maxi H3	53.6"H × 42"W × 19.2"D	Standard	Peg		(24) 3" Totes + RH Wardrobe	Y	Handles	\$2,729.02
F.	C3A2X1A1D3-XXXX-XX	Maxi H3	57.1"H × 48"W × 24"D	Standard	Peg		(24) 3" Totes + RH Wardrobe	Y	Laminate	\$3,050.41
G.	C3A2X1A1X0	Maxi H3	51.1"H × 42"W × 19.2"D	Standard	Peg		(36) 3" Totes	Y		\$3,020.08
H.	C3A2X1A1F0	Maxi H3	53.6"H × 42"W × 19.2"D	Standard	Peg		(36) 3" Totes	Y	Handles	\$3,092.85
I.	C3A2X1A1D0-XXXX-XX	Maxi H3	57.1"H × 48"W × 24"D	Standard	Peg		(36) 3" Totes	Y	Laminate	\$3,414.23
J.	C3A2X1F1X4	Maxi H3	51.1"H × 42"W × 19.2"D	Standard	Peg		(6) 3" Totes + (6) 6" Totes + (2) 12" Totes + LH Wardrobe	Y		\$2,510.73
K.	C3A2X1F1F4	Maxi H3	53.6"H × 42"W × 19.2"D	Standard	Peg		(6) 3" Totes + (6) 6" Totes + (2) 12" Totes + LH Wardrobe	Y	Handles	\$2,583.49
L.	C3A2X1F1D4-XXXX-XX	Maxi H3	57.1"H × 48"W × 24"D	Standard	Peg		(6) 3" Totes + (6) 6" Totes + (2) 12" Totes + LH Wardrobe	Y	Laminate	\$2,904.88

## Compass Cabinets: Maxi H3



Key	Part No.	Size	Dimensions	Back Panel	Side Panel	Doors	Interior Filling	Casters	Top	Base MSRP
A.	C3A2X1F1X3	Maxi H3	51.1"H × 42"W × 19.2"D	Standard	Peg		(6) 3" Totes + (6) 6" Totes + (2) 12" Totes + RH Wardrobe	Y		\$2,510.73
B.	C3A2X1F1F3	Maxi H3	53.6"H × 42"W × 19.2"D	Standard	Peg		(6) 3" Totes + (6) 6" Totes + (2) 12" Totes + RH Wardrobe	Y	Handles	\$2,583.49
C.	C3A2X1F1D3-XXXX-XX	Maxi H3	57.1"H × 48"W × 24"D	Standard	Peg		(6) 3" Totes + (6) 6" Totes + (2) 12" Totes + RH Wardrobe	Y	Laminate	\$2,904.88
D.	C3A2X1F1X0	Maxi H3	51.1"H × 42"W × 19.2"D	Standard	Peg		(9) 3" Totes + (9) 6" Totes + (3) 12" Totes	Y		\$2,874.55
E.	C3A2X1F1F0	Maxi H3	53.6"H × 42"W × 19.2"D	Standard	Peg		(9) 3" Totes + (9) 6" Totes + (3) 12" Totes	Y	Handles	\$2,947.32
F.	C3A2X1F1D0-XXXX-XX	Maxi H3	57.1"H × 48"W × 24"D	Standard	Peg		(9) 3" Totes + (9) 6" Totes + (3) 12" Totes	Y	Laminate	\$3,268.70
G.	C3A2X1E1X0	Maxi H3	51.1"H × 42"W × 19.2"D	Standard	Peg		Cubbies	Y		\$2,526.79
H.	C3A2X1E1F0	Maxi H3	53.6"H × 42"W × 19.2"D	Standard	Peg		Cubbies	Y	Handles	\$2,599.56
I.	C3A2X1E1D0-XXXX-XX	Maxi H3	57.1"H × 48"W × 24"D	Standard	Peg		Cubbies	Y	Laminate	\$2,920.93
J.	C3A2X1D1X0	Maxi H3	51.1"H × 42"W × 19.2"D	Standard	Peg		Shelves	Y		\$1,857.79
K.	C3A2X1D1F0	Maxi H3	53.6"H × 42"W × 19.2"D	Standard	Peg		Shelves	Y	Handles	\$1,930.55
L.	C3A2X1D1D0-XXXX-XX	Maxi H3	57.1"H × 48"W × 24"D	Standard	Peg		Shelves	Y	Laminate	\$2,251.94

## Compass Cabinets: Maxi H3



Key	Part No.	Size	Dimensions	Back Panel	Side Panel	Doors	Interior Filling	Casters	Top	Base MSRP
A.	C3A1X2A1X2	Maxi H3	51.1"H × 42"W × 19.2"D	Standard	Standard	Y	(12) 3" Totes + Left Hand Shelves	Y		\$3,030.34
B.	C3A1X2A1F2	Maxi H3	53.6"H × 42"W × 19.2"D	Standard	Standard	Y	(12) 3" Totes + Left Hand Shelves	Y	Handles	\$3,103.11
C.	C3A1X2A1D2-XXXX-XX	Maxi H3	57.1"H × 48"W × 24"D	Standard	Standard	Y	(12) 3" Totes + Left Hand Shelves	Y	Laminate	\$3,424.49
D.	C3A1X2B1X4	Maxi H3	51.1"H × 42"W × 19.2"D	Standard	Standard	Y	(6) 3" Totes + (6) 6" Totes + (2) 12" Totes + LH Wardrobe	Y		\$2,363.33
E.	C3A1X2B1F4	Maxi H3	53.6"H × 42"W × 19.2"D	Standard	Standard	Y	(6) 3" Totes + (6) 6" Totes + (2) 12" Totes + LH Wardrobe	Y	Handles	\$2,436.09
F.	C3A1X2B1D4-XXXX-XX	Maxi H3	57.1"H × 48"W × 24"D	Standard	Standard	Y	(6) 3" Totes + (6) 6" Totes + (2) 12" Totes + LH Wardrobe	Y	Laminate	\$2,757.48
G.	C3A1X2B1X3	Maxi H3	51.1"H × 42"W × 19.2"D	Standard	Standard	Y	(6) 3" Totes + (6) 6" Totes + (2) 12" Totes + RH Wardrobe	Y		\$2,363.33
H.	C3A1X2B1F3	Maxi H3	53.6"H × 42"W × 19.2"D	Standard	Standard	Y	(6) 3" Totes + (6) 6" Totes + (2) 12" Totes + RH Wardrobe	Y	Handles	\$2,436.09
I.	C3A1X2B1D3-XXXX-XX	Maxi H3	57.1"H × 48"W × 24"D	Standard	Standard	Y	(6) 3" Totes + (6) 6" Totes + (2) 12" Totes + RH Wardrobe	Y	Laminate	\$2,757.48
J.	C3A1X2B1X0	Maxi H3	51.1"H × 42"W × 19.2"D	Standard	Standard	Y	(18) 6" Totes	Y		\$2,727.15
K.	C3A1X2B1F0	Maxi H3	53.6"H × 42"W × 19.2"D	Standard	Standard	Y	(18) 6" Totes	Y	Handles	\$2,666.59
L.	C3A1X2B1D0-XXXX-XX	Maxi H3	57.1"H × 48"W × 24"D	Standard	Standard	Y	(18) 6" Totes	Y	Laminate	\$3,121.30

## Compass Cabinets: Maxi H3



Key	Part No.	Size	Dimensions	Back Panel	Side Panel	Doors	Interior Filling	Casters	Top	Base MSRP
A.	C3A1X2A1X4	Maxi H3	51.1"H × 42"W × 19.2"D	Standard	Standard	Y	(24) 3" Totes + LH Wardrobe	Y		\$2,848.43
B.	C3A1X2A1F4	Maxi H3	53.6"H × 42"W × 19.2"D	Standard	Standard	Y	(24) 3" Totes + LH Wardrobe	Y	Handles	\$2,921.19
C.	C3A1X2A1D4-XXXX-XX	Maxi H3	57.1"H × 48"W × 24"D	Standard	Standard	Y	(24) 3" Totes + LH Wardrobe	Y	Laminate	\$3,242.58
D.	C3A1X2A1X3	Maxi H3	51.1"H × 42"W × 19.2"D	Standard	Standard	Y	(24) 3" Totes + RH Wardrobe	Y		\$2,848.43
E.	C3A1X2A1F3	Maxi H3	53.6"H × 42"W × 19.2"D	Standard	Standard	Y	(24) 3" Totes + RH Wardrobe	Y	Handles	\$2,921.19
F.	C3A1X2A1D3-XXXX-XX	Maxi H3	57.1"H × 48"W × 24"D	Standard	Standard	Y	(24) 3" Totes + RH Wardrobe	Y	Laminate	\$3,242.58
G.	C3A1X2A1X0	Maxi H3	51.1"H × 42"W × 19.2"D	Standard	Standard	Y	(36) 3" Totes	Y		\$3,212.25
H.	C3A1X2A1F0	Maxi H3	53.6"H × 42"W × 19.2"D	Standard	Standard	Y	(36) 3" Totes	Y	Handles	\$3,285.02
I.	C3A1X2A1D0-XXXX-XX	Maxi H3	57.1"H × 48"W × 24"D	Standard	Standard	Y	(36) 3" Totes	Y	Laminate	\$3,606.40
J.	C3A1X2F1X4	Maxi H3	51.1"H × 42"W × 19.2"D	Standard	Standard	Y	(6) 3" Totes + (6) 6" Totes + (2) 12" Totes + LH Wardrobe	Y		\$2,678.64
K.	C3A1X2F1F4	Maxi H3	53.6"H × 42"W × 19.2"D	Standard	Standard	Y	(6) 3" Totes + (6) 6" Totes + (2) 12" Totes + LH Wardrobe	Y	Handles	\$2,751.41
L.	C3A1X2F1D4-XXXX-XX	Maxi H3	57.1"H × 48"W × 24"D	Standard	Standard	Y	(6) 3" Totes + (6) 6" Totes + (2) 12" Totes + LH Wardrobe	Y	Laminate	\$3,072.79

## Compass Cabinets: Maxi H3



Key	Part No.	Size	Dimensions	Back Panel	Side Panel	Doors	Interior Filling	Casters	Top	Base MSRP
A.	C3A1X2F1X3	Maxi H3	51.1"H × 42"W × 19.2"D	Standard	Standard	Y	(6) 3" Totes + (6) 6" Totes + (2) 12" Totes + RH Wardrobe	Y		\$2,678.64
B.	C3A1X2F1F3	Maxi H3	53.6"H × 42"W × 19.2"D	Standard	Standard	Y	(6) 3" Totes + (6) 6" Totes + (2) 12" Totes + RH Wardrobe	Y	Handles	\$2,751.41
C.	C3A1X2F1D3-XXXX-XX	Maxi H3	57.1"H × 48"W × 24"D	Standard	Standard	Y	(6) 3" Totes + (6) 6" Totes + (2) 12" Totes + RH Wardrobe	Y	Laminate	\$3,072.79
D.	C3A1X2F1X0	Maxi H3	51.1"H × 42"W × 19.2"D	Standard	Standard	Y	(9) 3" Totes + (9) 6" Totes + (3) 12" Totes	Y		\$3,042.47
E.	C3A1X2F1F0	Maxi H3	53.6"H × 42"W × 19.2"D	Standard	Standard	Y	(9) 3" Totes + (9) 6" Totes + (3) 12" Totes	Y	Handles	\$3,115.23
F.	C3A1X2F1D0-XXXX-XX	Maxi H3	57.1"H × 48"W × 24"D	Standard	Standard	Y	(9) 3" Totes + (9) 6" Totes + (3) 12" Totes	Y	Laminate	\$3,436.62
G.	C3A1X2E1X0	Maxi H3	51.1"H × 42"W × 19.2"D	Standard	Standard	Y	Cubbies	Y		\$2,679.93
H.	C3A1X2E1F0	Maxi H3	53.6"H × 42"W × 19.2"D	Standard	Standard	Y	Cubbies	Y	Handles	\$2,752.69
I.	C3A1X2E1D0-XXXX-XX	Maxi H3	57.1"H × 48"W × 24"D	Standard	Standard	Y	Cubbies	Y	Laminate	\$3,074.06
J.	C3A1X2D1X0	Maxi H3	51.1"H × 42"W × 19.2"D	Standard	Standard	Y	Shelves	Y		\$2,727.15
K.	C3A1X2D1F0	Maxi H3	53.6"H × 42"W × 19.2"D	Standard	Standard	Y	Shelves	Y	Handles	\$2,084.99
L.	C3A1X2D1D0-XXXX-XX	Maxi H3	57.1"H × 48"W × 24"D	Standard	Standard	Y	Shelves	Y	Laminate	\$2,406.36



## Compass Cabinets: Maxi H3



Key	Part No.	Size	Dimensions	Back Panel	Side Panel	Doors	Interior Filling	Casters	Top	Base MSRP
A.	C3A1X1A1X2	Maxi H3	51.1"H × 42"W × 19.2"D	Standard	Standard		(12) 3" Totes + Left Hand Shelves	Y		\$2,595.62
B.	C3A1X1A1F2	Maxi H3	53.6"H × 42"W × 19.2"D	Standard	Standard		(12) 3" Totes + Left Hand Shelves	Y	Handles	\$2,668.39
C.	C3A1X1A1D2-XXXX-XX	Maxi H3	57.1"H × 48"W × 24"D	Standard	Standard		(12) 3" Totes + Left Hand Shelves	Y	Laminate	\$2,989.77
D.	C3A1X1B1X4	Maxi H3	51.1"H × 42"W × 19.2"D	Standard	Standard		(12) 6" Totes + LH Wardrobe	Y		\$2,249.99
E.	C3A1X1B1F4	Maxi H3	53.6"H × 42"W × 19.2"D	Standard	Standard		(12) 6" Totes + LH Wardrobe	Y	Handles	\$2,322.76
F.	C3A1X1B1D4-XXXX-XX	Maxi H3	57.1"H × 48"W × 24"D	Standard	Standard		(12) 6" Totes + LH Wardrobe	Y	Laminate	\$2,644.13
G.	C3A1X1B1X3	Maxi H3	51.1"H × 42"W × 19.2"D	Standard	Standard		(12) 6" Totes + RH Wardrobe	Y		\$2,249.99
H.	C3A1X1B1F3	Maxi H3	53.6"H × 42"W × 19.2"D	Standard	Standard		(12) 6" Totes + RH Wardrobe	Y	Handles	\$2,325.91
I.	C3A1X1B1D3-XXXX-XX	Maxi H3	57.1"H × 48"W × 24"D	Standard	Standard		(12) 6" Totes + RH Wardrobe	Y	Laminate	\$2,644.13
J.	C3A1X1B1X0	Maxi H3	51.1"H × 42"W × 19.2"D	Standard	Standard		(18) 6" Totes	Y		\$2,613.82
K.	C3A1X1B1F0	Maxi H3	53.6"H × 42"W × 19.2"D	Standard	Standard		(18) 6" Totes	Y	Handles	\$2,686.58
L.	C3A1X1B1D0-XXXX-XX	Maxi H3	57.1"H × 48"W × 24"D	Standard	Standard		(18) 6" Totes	Y	Laminate	\$3,007.96

## Compass Cabinets: Maxi H3



Key	Part No.	Size	Dimensions	Back Panel	Side Panel	Doors	Interior Filling	Casters	Top	Base MSRP
A.	C3A1X1A1X4	Maxi H3	51.1"H × 42"W × 19.2"D	Standard	Standard		(24) 3" Totes + LH Wardrobe	Y		\$2,413.71
B.	C3A1X1A1F4	Maxi H3	53.6"H × 42"W × 19.2"D	Standard	Standard		(24) 3" Totes + LH Wardrobe	Y	Handles	\$2,486.47
C.	C3A1X1A1D4-XXXX-XX	Maxi H3	57.1"H × 48"W × 24"D	Standard	Standard		(24) 3" Totes + LH Wardrobe	Y	Laminate	\$2,807.86
D.	C3A1X1A1X3	Maxi H3	51.1"H × 42"W × 19.2"D	Standard	Standard		(24) 3" Totes + RH Wardrobe	Y		\$2,413.71
E.	C3A1X1A1F3	Maxi H3	53.6"H × 42"W × 19.2"D	Standard	Standard		(24) 3" Totes + RH Wardrobe	Y	Handles	\$2,486.47
F.	C3A1X1A1D3-XXXX-XX	Maxi H3	57.1"H × 48"W × 24"D	Standard	Standard		(24) 3" Totes + RH Wardrobe	Y	Laminate	\$2,807.86
G.	C3A1X1A1X0	Maxi H3	51.1"H × 42"W × 19.2"D	Standard	Standard		(36) 3" Totes	Y		\$2,777.53
H.	C3A1X1A1F0	Maxi H3	53.6"H × 42"W × 19.2"D	Standard	Standard		(36) 3" Totes	Y	Handles	\$2,850.30
I.	C3A1X1A1D0-XXXX-XX	Maxi H3	57.1"H × 48"W × 24"D	Standard	Standard		(36) 3" Totes	Y	Laminate	\$3,171.68
J.	C3A1X1F1X4	Maxi H3	51.1"H × 42"W × 19.2"D	Standard	Standard		(6) 3" Totes + (6) 6" Totes + (2) 12" Totes + LH Wardrobe	Y		\$2,268.18
K.	C3A1X1F1F4	Maxi H3	53.6"H × 42"W × 19.2"D	Standard	Standard		(6) 3" Totes + (6) 6" Totes + (2) 12" Totes + LH Wardrobe	Y	Handles	\$2,340.94
L.	C3A1X1F1D4-XXXX-XX	Maxi H3	57.1"H × 48"W × 24"D	Standard	Standard		(6) 3" Totes + (6) 6" Totes + (2) 12" Totes + LH Wardrobe	Y	Laminate	\$2,662.33

## Compass Cabinets: Maxi H3



Key	Part No.	Size	Dimensions	Back Panel	Side Panel	Doors	Interior Filling	Casters	Top	Base MSRP
A.	C3A1X1F1X3	Maxi H3	51.1"H × 42"W × 19.2"D	Standard	Standard		(6) 3" Totes + (6) 6" Totes + (2) 12" Totes + RH Wardrobe	Y		\$2,268.18
B.	C3A1X1F1F3	Maxi H3	53.6"H × 42"W × 19.2"D	Standard	Standard		(6) 3" Totes + (6) 6" Totes + (2) 12" Totes + RH Wardrobe	Y	Handles	\$2,340.94
C.	C3A1X1F1D3-XXXX-XX	Maxi H3	57.1"H × 48"W × 24"D	Standard	Standard		(6) 3" Totes + (6) 6" Totes + (2) 12" Totes + RH Wardrobe	Y	Laminate	\$2,662.33
D.	C3A1X1F1X0	Maxi H3	51.1"H × 42"W × 19.2"D	Standard	Standard		(9) 3" Totes + (9) 6" Totes + (3) 12" Totes	Y		\$2,632.00
E.	C3A1X1F1F0	Maxi H3	53.6"H × 42"W × 19.2"D	Standard	Standard		(9) 3" Totes + (9) 6" Totes + (3) 12" Totes	Y	Handles	\$2,704.77
F.	C3A1X1F1D0-XXXX-XX	Maxi H3	57.1"H × 48"W × 24"D	Standard	Standard		(9) 3" Totes + (9) 6" Totes + (3) 12" Totes	Y	Laminate	\$3,026.15
G.	C3A1X1E1X0	Maxi H3	51.1"H × 42"W × 19.2"D	Standard	Standard		Cubbies	Y		\$2,284.24
H.	C3A1X1E1F0	Maxi H3	53.6"H × 42"W × 19.2"D	Standard	Standard		Cubbies	Y	Handles	\$2,357.01
I.	C3A1X1E1D0-XXXX-XX	Maxi H3	57.1"H × 48"W × 24"D	Standard	Standard		Cubbies	Y	Laminate	\$2,678.38
J.	C3A1X1D1X0	Maxi H3	51.1"H × 42"W × 19.2"D	Standard	Standard		Shelves	Y		\$1,615.24
K.	C3A1X1D1F0	Maxi H3	53.6"H × 42"W × 19.2"D	Standard	Standard		Shelves	Y	Handles	\$1,688.00
L.	C3A1X1D1D0-XXXX-XX	Maxi H3	57.1"H × 48"W × 24"D	Standard	Standard		Shelves	Y	Laminate	\$2,009.39

## Compass Cabinets: Maxi H3 + Whiteboard Back Panel



Key	Part No.	Size	Dimensions	Back Panel	Side Panel	Doors	Interior Filling	Casters	Top	Base MSRP
A.	C3B2X2A1X2	Maxi H3	51.1"H × 42"W × 19.2"D	Whiteboard	Peg	Y	(12) 3" Totes + Left Hand Shelves	Y		\$3,545.77
B.	C3B2X2A1F2	Maxi H3	53.6"H × 42"W × 19.2"D	Whiteboard	Peg	Y	(12) 3" Totes + Left Hand Shelves	Y	Handles	\$3,618.53
C.	C3B2X2A1D2-XXXX-XX	Maxi H3	57.1"H × 48"W × 24"D	Whiteboard	Peg	Y	(12) 3" Totes + Left Hand Shelves	Y	Laminate	\$3,939.90
D.	C3B2X2B1X4	Maxi H3	51.1"H × 42"W × 19.2"D	Whiteboard	Peg	Y	(12) 6" Totes + LH Wardrobe	Y		\$2,878.75
E.	C3B2X2B1F4	Maxi H3	53.6"H × 42"W × 19.2"D	Whiteboard	Peg	Y	(12) 6" Totes + LH Wardrobe	Y	Handles	\$2,951.52
F.	C3B2X2B1D4-XXXX-XX	Maxi H3	57.1"H × 48"W × 24"D	Whiteboard	Peg	Y	(12) 6" Totes + LH Wardrobe	Y	Laminate	\$3,272.89
G.	C3B2X2B1X3	Maxi H3	51.1"H × 42"W × 19.2"D	Whiteboard	Peg	Y	(12) 6" Totes + RH Wardrobe	Y		\$2,878.75
H.	C3B2X2B1F3	Maxi H3	53.6"H × 42"W × 19.2"D	Whiteboard	Peg	Y	(12) 6" Totes + RH Wardrobe	Y	Handles	\$2,951.52
I.	C3B2X2B1D3-XXXX-XX	Maxi H3	57.1"H × 48"W × 24"D	Whiteboard	Peg	Y	(12) 6" Totes + RH Wardrobe	Y	Laminate	\$3,272.89
J.	C3B2X2B1X0	Maxi H3	51.1"H × 42"W × 19.2"D	Whiteboard	Peg	Y	(18) 6" Totes	Y		\$3,242.58
K.	C3B2X2B1F0	Maxi H3	53.6"H × 42"W × 19.2"D	Whiteboard	Peg	Y	(18) 6" Totes	Y	Handles	\$3,315.34
L.	C3B2X2B1D0-XXXX-XX	Maxi H3	57.1"H × 48"W × 24"D	Whiteboard	Peg	Y	(18) 6" Totes	Y	Laminate	\$3,636.72

## Compass Cabinets: Maxi H3 + Whiteboard Back Panel



Key	Part No.	Size	Dimensions	Back Panel	Side Panel	Doors	Interior Filling	Casters	Top	Base MSRP
A.	C3B2X2A1X4	Maxi H3	51.1"H × 42"W × 19.2"D	Whiteboard	Peg	Y	(24) 3" Totes + LH Wardrobe	Y		\$3,363.85
B.	C3B2X2A1F4	Maxi H3	53.6"H × 42"W × 19.2"D	Whiteboard	Peg	Y	(24) 3" Totes + LH Wardrobe	Y	Handles	\$3,436.62
C.	C3B2X2A1D4-XXXX-XX	Maxi H3	57.1"H × 48"W × 24"D	Whiteboard	Peg	Y	(24) 3" Totes + LH Wardrobe	Y	Laminate	\$3,757.99
D.	C3B2X2A1X3	Maxi H3	51.1"H × 42"W × 19.2"D	Whiteboard	Peg	Y	(24) 3" Totes + RH Wardrobe	Y		\$3,363.85
E.	C3B2X2A1F3	Maxi H3	53.6"H × 42"W × 19.2"D	Whiteboard	Peg	Y	(24) 3" Totes + RH Wardrobe	Y	Handles	\$3,436.62
F.	C3B2X2A1D3-XXXX-XX	Maxi H3	57.1"H × 48"W × 24"D	Whiteboard	Peg	Y	(24) 3" Totes + RH Wardrobe	Y	Laminate	\$3,757.99
G.	C3B2X2A1X0	Maxi H3	51.1"H × 42"W × 19.2"D	Whiteboard	Peg	Y	(36) 3" Totes	Y		\$3,727.68
H.	C3B2X2A1F0	Maxi H3	53.6"H × 42"W × 19.2"D	Whiteboard	Peg	Y	(36) 3" Totes	Y	Handles	\$3,800.44
I.	C3B2X2A1D0-XXXX-XX	Maxi H3	57.1"H × 48"W × 24"D	Whiteboard	Peg	Y	(36) 3" Totes	Y	Laminate	\$4,121.82
J.	C3B2X2F1X4	Maxi H3	51.1"H × 42"W × 19.2"D	Whiteboard	Peg	Y	(6) 3" Totes + (6) 6" Totes + (2) 12" Totes + LH Wardrobe	Y		\$3,194.07
K.	C3B2X2F1F4	Maxi H3	53.6"H × 42"W × 19.2"D	Whiteboard	Peg	Y	(6) 3" Totes + (6) 6" Totes + (2) 12" Totes + LH Wardrobe	Y	Handles	\$3,266.83
L.	C3B2X2F1D4-XXXX-XX	Maxi H3	57.1"H × 48"W × 24"D	Whiteboard	Peg	Y	(6) 3" Totes + (6) 6" Totes + (2) 12" Totes + LH Wardrobe	Y	Laminate	\$3,588.21

## Compass Cabinets: Maxi H3 + Whiteboard Back Panel



Key	Part No.	Size	Dimensions	Back Panel	Side Panel	Doors	Interior Filling	Casters	Top	Base MSRP
A.	C3B2X2F1X3	Maxi H3	51.1"H × 42"W × 19.2"D	Whiteboard	Peg	Y	(6) 3" Totes + (6) 6" Totes + (2) 12" Totes + RH Wardrobe	Y		\$3,194.07
B.	C3B2X2F1F3	Maxi H3	53.6"H × 42"W × 19.2"D	Whiteboard	Peg	Y	(6) 3" Totes + (6) 6" Totes + (2) 12" Totes + RH Wardrobe	Y	Handles	\$3,266.83
C.	C3B2X2F1D3-XXXX-XX	Maxi H3	57.1"H × 48"W × 24"D	Whiteboard	Peg	Y	(6) 3" Totes + (6) 6" Totes + (2) 12" Totes + RH Wardrobe	Y	Laminate	\$3,588.21
D.	C3B2X2F1X0	Maxi H3	51.1"H × 42"W × 19.2"D	Whiteboard	Peg	Y	(9) 3" Totes + (9) 6" Totes + (3) 12" Totes	Y		\$3,557.89
E.	C3B2X2F1F0	Maxi H3	53.6"H × 42"W × 19.2"D	Whiteboard	Peg	Y	(9) 3" Totes + (9) 6" Totes + (3) 12" Totes	Y	Handles	\$3,630.66
F.	C3B2X2F1D0-XXXX-XX	Maxi H3	57.1"H × 48"W × 24"D	Whiteboard	Peg	Y	(9) 3" Totes + (9) 6" Totes + (3) 12" Totes	Y	Laminate	\$3,952.03
G.	C3B2X2E1X0	Maxi H3	51.1"H × 42"W × 19.2"D	Whiteboard	Peg	Y	Cubbies	Y		\$3,195.34
H.	C3B2X2E1F0	Maxi H3	53.6"H × 42"W × 19.2"D	Whiteboard	Peg	Y	Cubbies	Y	Handles	\$3,268.10
I.	C3B2X2E1D0-XXXX-XX	Maxi H3	57.1"H × 48"W × 24"D	Whiteboard	Peg	Y	Cubbies	Y	Laminate	\$3,589.49
J.	C3B2X2D1X0	Maxi H3	51.1"H × 42"W × 19.2"D	Whiteboard	Peg	Y	Shelves	Y		\$2,527.63
K.	C3B2X2D1F0	Maxi H3	53.6"H × 42"W × 19.2"D	Whiteboard	Peg	Y	Shelves	Y	Handles	\$2,600.40
L.	C3B2X2D1D0-XXXX-XX	Maxi H3	57.1"H × 48"W × 24"D	Whiteboard	Peg	Y	Shelves	Y	Laminate	\$2,921.78

## Compass Cabinets: Maxi H3 + Whiteboard Back Panel



Key	Part No.	Size	Dimensions	Back Panel	Side Panel	Doors	Interior Filling	Casters	Top	Base MSRP
A.	C3B2X1A1X2	Maxi H3	51.1"H × 42"W × 19.2"D	Whiteboard	Peg		(12) 3" Totes + Left Hand Shelves	Y		\$3,111.05
B.	C3B2X1A1F2	Maxi H3	53.6"H × 42"W × 19.2"D	Whiteboard	Peg		(12) 3" Totes + Left Hand Shelves	Y	Handles	\$3,183.81
C.	C3B2X1A1D2-XXXX-XX	Maxi H3	57.1"H × 48"W × 24"D	Whiteboard	Peg		(12) 3" Totes + Left Hand Shelves	Y	Laminate	\$3,505.18
D.	C3B2X1B1X4	Maxi H3	51.1"H × 42"W × 19.2"D	Whiteboard	Peg		(24) 3" Totes + LH Wardrobe	Y		\$2,765.41
E.	C3B2X1B1F4	Maxi H3	53.6"H × 42"W × 19.2"D	Whiteboard	Peg		(24) 3" Totes + LH Wardrobe	Y	Handles	\$2,838.17
F.	C3B2X1B1D4-XXXX-XX	Maxi H3	57.1"H × 48"W × 24"D	Whiteboard	Peg		(24) 3" Totes + LH Wardrobe	Y	Laminate	\$3,159.56
G.	C3B2X1B1X3	Maxi H3	51.1"H × 42"W × 19.2"D	Whiteboard	Peg		(24) 3" Totes + RH Wardrobe	Y		\$2,765.41
H.	C3B2X1B1F3	Maxi H3	53.6"H × 42"W × 19.2"D	Whiteboard	Peg		(24) 3" Totes + RH Wardrobe	Y	Handles	\$2,838.17
I.	C3B2X1B1D3-XXXX-XX	Maxi H3	57.1"H × 48"W × 24"D	Whiteboard	Peg		(24) 3" Totes + RH Wardrobe	Y	Laminate	\$3,159.56
J.	C3B2X1B1X0	Maxi H3	51.1"H × 42"W × 19.2"D	Whiteboard	Peg		(18) 6" Totes	Y		\$3,129.23
K.	C3B2X1B1F0	Maxi H3	53.6"H × 42"W × 19.2"D	Whiteboard	Peg		(18) 6" Totes	Y	Handles	\$3,202.00
L.	C3B2X1B1D0-XXXX-XX	Maxi H3	57.1"H × 48"W × 24"D	Whiteboard	Peg		(18) 6" Totes	Y	Laminate	\$3,523.38

## Compass Cabinets: Maxi H3 + Whiteboard Back Panel



Key	Part No.	Size	Dimensions	Back Panel	Side Panel	Doors	Interior Filling	Casters	Top	Base MSRP
A.	C3B2X1A1X4	Maxi H3	51.1"H × 42"W × 19.2"D	Whiteboard	Peg		(24) 3" Totes + LH Wardrobe	Y		\$2,929.13
B.	C3B2X1A1F4	Maxi H3	53.6"H × 42"W × 19.2"D	Whiteboard	Peg		(24) 3" Totes + LH Wardrobe	Y	Handles	\$3,001.90
C.	C3B2X1A1D4-XXXX-XX	Maxi H3	57.1"H × 48"W × 24"D	Whiteboard	Peg		(24) 3" Totes + LH Wardrobe	Y	Laminate	\$3,323.27
D.	C3B2X1A1X3	Maxi H3	51.1"H × 42"W × 19.2"D	Whiteboard	Peg		(24) 3" Totes + RH Wardrobe	Y		\$2,929.13
E.	C3B2X1A1F3	Maxi H3	53.6"H × 42"W × 19.2"D	Whiteboard	Peg		(24) 3" Totes + RH Wardrobe	Y	Handles	\$3,001.90
F.	C3B2X1A1D3-XXXX-XX	Maxi H3	57.1"H × 48"W × 24"D	Whiteboard	Peg		(24) 3" Totes + RH Wardrobe	Y	Laminate	\$3,323.27
G.	C3B2X1A1X0	Maxi H3	51.1"H × 42"W × 19.2"D	Whiteboard	Peg		(36) 3" Totes	Y		\$3,292.96
H.	C3B2X1A1F0	Maxi H3	53.6"H × 42"W × 19.2"D	Whiteboard	Peg		(36) 3" Totes	Y	Handles	\$3,365.72
I.	C3B2X1A1D0-XXXX-XX	Maxi H3	57.1"H × 48"W × 24"D	Whiteboard	Peg		(36) 3" Totes	Y	Laminate	\$3,687.10
J.	C3B2X1F1X4	Maxi H3	51.1"H × 42"W × 19.2"D	Whiteboard	Peg		(6) 3" Totes + (6) 6" Totes + (2) 12" Totes + LH Wardrobe	Y		\$2,783.60
K.	C3B2X1F1F4	Maxi H3	53.6"H × 42"W × 19.2"D	Whiteboard	Peg		(6) 3" Totes + (6) 6" Totes + (2) 12" Totes + LH Wardrobe	Y	Handles	\$2,856.37
L.	C3B2X1F1D4-XXXX-XX	Maxi H3	57.1"H × 48"W × 24"D	Whiteboard	Peg		(6) 3" Totes + (6) 6" Totes + (2) 12" Totes + LH Wardrobe	Y	Laminate	\$3,177.74



## Compass Cabinets: Maxi H3 + Whiteboard Back Panel



Key	Part No.	Size	Dimensions	Back Panel	Side Panel	Doors	Interior Filling	Casters	Top	Base MSRP
A.	C3B2X1F1X3	Maxi H3	51.1"H × 42"W × 19.2"D	Whiteboard	Peg		(6) 3" Totes + (6) 6" Totes + (2) 12" Totes + RH Wardrobe	Y		\$2,783.60
B.	C3B2X1F1F3	Maxi H3	53.6"H × 42"W × 19.2"D	Whiteboard	Peg		(6) 3" Totes + (6) 6" Totes + (2) 12" Totes + RH Wardrobe	Y	Handles	\$2,856.37
C.	C3B2X1F1D3-XXXX-XX	Maxi H3	57.1"H × 48"W × 24"D	Whiteboard	Peg		(6) 3" Totes + (6) 6" Totes + (2) 12" Totes + RH Wardrobe	Y	Laminate	\$3,177.74
D.	C3B2X1F1X0	Maxi H3	51.1"H × 42"W × 19.2"D	Whiteboard	Peg		(9) 3" Totes + (9) 6" Totes + (3) 12" Totes	Y		\$3,147.43
E.	C3B2X1F1F0	Maxi H3	57.1"H × 42"W × 19.2"D	Whiteboard	Peg		(9) 3" Totes + (9) 6" Totes + (3) 12" Totes	Y	Handles	\$3,220.19
F.	C3B2X1F1D0-XXXX-XX	Maxi H3	57.1"H × 48"W × 24"D	Whiteboard	Peg		(9) 3" Totes + (9) 6" Totes + (3) 12" Totes	Y	Laminate	\$3,541.57
G.	C3B2X1E1X0	Maxi H3	51.1"H × 42"W × 19.2"D	Whiteboard	Peg		Cubbies	Y		\$2,799.66
H.	C3B2X1E1F0	Maxi H3	53.6"H × 42"W × 19.2"D	Whiteboard	Peg		Cubbies	Y	Handles	\$2,872.42
I.	C3B2X1E1D0-XXXX-XX	Maxi H3	57.1"H × 42"W × 19.2"D	Whiteboard	Peg		Cubbies	Y	Laminate	\$3,193.81
J.	C3B2X1D1X0	Maxi H3	51.1"H × 42"W × 19.2"D	Whiteboard	Peg		Shelves	Y		\$2,130.66
K.	C3B2X1D1F0	Maxi H3	53.6"H × 42"W × 19.2"D	Whiteboard	Peg		Shelves	Y	Handles	\$2,203.43
L.	C3B2X1D1D0-XXXX-XX	Maxi H3	57.1"H × 48"W × 24"D	Whiteboard	Peg		Shelves	Y	Laminate	\$2,524.80

## Compass Cabinets: Maxi H3 + Whiteboard Back Panel



Key	Part No.	Size	Dimensions	Back Panel	Side Panel	Doors	Interior Filling	Casters	Top	Base MSRP
A.	C3B1X2A1X2	Maxi H3	51.1"H × 42"W × 19.2"D	Whiteboard	Standard	Y	(12) 3" Totes + Left Hand Shelves	Y		\$3,303.22
B.	C3B1X2A1F2	Maxi H3	53.6"H × 42"W × 19.2"D	Whiteboard	Standard	Y	(12) 3" Totes + Left Hand Shelves	Y	Handles	\$3,375.98
C.	C3B1X2A1D2-XXXX-XX	Maxi H3	57.1"H × 48"W × 24"D	Whiteboard	Standard	Y	(12) 3" Totes + Left Hand Shelves	Y	Laminate	\$3,697.35
D.	C3B1X2B1X4	Maxi H3	51.1"H × 42"W × 19.2"D	Whiteboard	Standard	Y	(12) 6" Totes + LH Wardrobe	Y		\$2,636.20
E.	C3B1X2B1F4	Maxi H3	53.6"H × 42"W × 19.2"D	Whiteboard	Standard	Y	(12) 6" Totes + LH Wardrobe	Y	Handles	\$2,708.97
F.	C3B1X2B1D4-XXXX-XX	Maxi H3	57.1"H × 48"W × 24"D	Whiteboard	Standard	Y	(12) 6" Totes + LH Wardrobe	Y	Laminate	\$3,030.34
G.	C3B1X2B1X3	Maxi H3	51.1"H × 42"W × 19.2"D	Whiteboard	Standard	Y	(12) 6" Totes + RH Wardrobe	Y		\$2,636.20
H.	C3B1X2B1F3	Maxi H3	53.6"H × 42"W × 19.2"D	Whiteboard	Standard	Y	(12) 6" Totes + RH Wardrobe	Y	Handles	\$2,708.97
I.	C3B1X2B1D3-XXXX-XX	Maxi H3	57.1"H × 48"W × 24"D	Whiteboard	Standard	Y	(12) 6" Totes + RH Wardrobe	Y	Laminate	\$3,030.34
J.	C3B1X2B1X0	Maxi H3	51.1"H × 42"W × 19.2"D	Whiteboard	Standard	Y	(18) 6" Totes	Y		\$3,000.03
K.	C3B1X2B1F0	Maxi H3	53.6"H × 42"W × 19.2"D	Whiteboard	Standard	Y	(18) 6" Totes	Y	Handles	\$3,072.79
L.	C3B1X2B1D0-XXXX-XX	Maxi H3	57.1"H × 48"W × 24"D	Whiteboard	Standard	Y	(18) 6" Totes	Y	Laminate	\$3,394.17

## Compass Cabinets: Maxi H3 + Whiteboard Back Panel



Key	Part No.	Size	Dimensions	Back Panel	Side Panel	Doors	Interior Filling	Casters	Top	Base MSRP
A.	C3B1X2A1X4	Maxi H3	51.1"H × 42"W × 19.2"D	Whiteboard	Standard	Y	(24) 3" Totes + LH Wardrobe	Y		\$3,121.30
B.	C3B1X2A1F4	Maxi H3	53.6"H × 42"W × 19.2"D	Whiteboard	Standard	Y	(24) 3" Totes + LH Wardrobe	Y	Handles	\$3,194.07
C.	C3B1X2A1D4-XXXX-XX	Maxi H3	57.1"H × 48"W × 24"D	Whiteboard	Standard	Y	(24) 3" Totes + LH Wardrobe	Y	Laminate	\$3,515.44
D.	C3B1X2A1X3	Maxi H3	51.1"H × 42"W × 19.2"D	Whiteboard	Standard	Y	(24) 3" Totes + RH Wardrobe	Y		\$3,121.30
E.	C3B1X2A1F3	Maxi H3	53.6"H × 42"W × 19.2"D	Whiteboard	Standard	Y	(24) 3" Totes + RH Wardrobe	Y	Handles	\$3,194.07
F.	C3B1X2A1D3-XXXX-XX	Maxi H3	57.1"H × 48"W × 24"D	Whiteboard	Standard	Y	(24) 3" Totes + RH Wardrobe	Y	Laminate	\$3,515.44
G.	C3B1X2A1X0	Maxi H3	51.1"H × 42"W × 19.2"D	Whiteboard	Standard	Y	(36) 3" Totes	Y		\$3,485.13
H.	C3B1X2A1F0	Maxi H3	53.6"H × 42"W × 19.2"D	Whiteboard	Standard	Y	(36) 3" Totes	Y	Handles	\$3,557.89
I.	C3B1X2A1D0-XXXX-XX	Maxi H3	57.1"H × 48"W × 24"D	Whiteboard	Standard	Y	(36) 3" Totes	Y	Laminate	\$3,879.27
J.	C3B1X2F1X4	Maxi H3	51.1"H × 42"W × 19.2"D	Whiteboard	Standard	Y	(6) 3" Totes + (6) 6" Totes + (2) 12" Totes + LH Wardrobe	Y		\$2,951.52
K.	C3B1X2F1F4	Maxi H3	53.6"H × 42"W × 19.2"D	Whiteboard	Standard	Y	(6) 3" Totes + (6) 6" Totes + (2) 12" Totes + LH Wardrobe	Y	Handles	\$3,024.28
L.	C3B1X2F1D4-XXXX-XX	Maxi H3	57.1"H × 48"W × 24"D	Whiteboard	Standard	Y	(6) 3" Totes + (6) 6" Totes + (2) 12" Totes + LH Wardrobe	Y	Laminate	\$3,345.66

## Compass Cabinets: Maxi H3 + Whiteboard Back Panel



Key	Part No.	Size	Dimensions	Back Panel	Side Panel	Doors	Interior Filling	Casters	Top	Base MSRP
A.	C3B1X2F1X3	Maxi H3	51.1"H × 42"W × 19.2"D	Whiteboard	Standard	Y	(6) 3" Totes + (6) 6" Totes + (2) 12" Totes + RH Wardrobe	Y		\$2,951.52
B.	C3B1X2F1F3	Maxi H3	53.6"H × 42"W × 19.2"D	Whiteboard	Standard	Y	(6) 3" Totes + (6) 6" Totes + (2) 12" Totes + RH Wardrobe	Y	Handles	\$3,024.28
C.	C3B1X2F1D3-XXXX-XX	Maxi H3	57.1"H × 48"W × 24"D	Whiteboard	Standard	Y	(6) 3" Totes + (6) 6" Totes + (2) 12" Totes + RH Wardrobe	Y	Laminate	\$3,345.66
D.	C3B1X2F1X0	Maxi H3	51.1"H × 42"W × 19.2"D	Whiteboard	Standard	Y	(9) 3" Totes + (9) 6" Totes + (3) 12" Totes	Y		\$3,315.34
E.	C3B1X2F1F0	Maxi H3	53.6"H × 42"W × 19.2"D	Whiteboard	Standard	Y	(9) 3" Totes + (9) 6" Totes + (3) 12" Totes	Y	Handles	\$3,388.11
F.	C3B1X2F1D0-XXXX-XX	Maxi H3	57.1"H × 48"W × 24"D	Whiteboard	Standard	Y	(9) 3" Totes + (9) 6" Totes + (3) 12" Totes	Y	Laminate	\$3,709.48
G.	C3B1X2E1X0	Maxi H3	51.1"H × 42"W × 19.2"D	Whiteboard	Standard	Y	Cubbies	Y		\$2,952.79
H.	C3B1X2E1F0	Maxi H3	53.6"H × 42"W × 19.2"D	Whiteboard	Standard	Y	Cubbies	Y	Handles	\$3,025.55
I.	C3B1X2E1D0-XXXX-XX	Maxi H3	57.1"H × 48"W × 24"D	Whiteboard	Standard	Y	Cubbies	Y	Laminate	\$3,346.94
J.	C3B1X2D1X0	Maxi H3	51.1"H × 42"W × 19.2"D	Whiteboard	Standard	Y	Shelves	Y		\$2,285.08
K.	C3B1X2D1F0	Maxi H3	53.6"H × 42"W × 19.2"D	Whiteboard	Standard	Y	Shelves	Y	Handles	\$2,357.85
L.	C3B1X2D1D0-XXXX-XX	Maxi H3	57.1"H × 48"W × 24"D	Whiteboard	Standard	Y	Shelves	Y	Laminate	\$2,679.23

## Compass Cabinets: Maxi H3 + Whiteboard Back Panel



Key	Part No.	Size	Dimensions	Back Panel	Side Panel	Doors	Interior Filling	Casters	Top	Base MSRP
A.	C3B1X1A1X2	Maxi H3	51.1"H × 42"W × 19.2"D	Whiteboard	Standard		(12) 3" Totes + Left Hand Shelves	Y		\$2,868.50
B.	C3B1X1A1F2	Maxi H3	53.6"H × 42"W × 19.2"D	Whiteboard	Standard		(12) 3" Totes + Left Hand Shelves	Y	Handles	\$2,941.26
C.	C3B1X1A1D2-XXXX-XX	Maxi H3	57.1"H × 48"W × 24"D	Whiteboard	Standard		(12) 3" Totes + Left Hand Shelves	Y	Laminate	\$3,262.63
D.	C3B1X1B1X4	Maxi H3	51.1"H × 42"W × 19.2"D	Whiteboard	Standard		(12) 6" Totes + LH Wardrobe	Y		\$2,522.86
E.	C3B1X1B1F4	Maxi H3	53.6"H × 42"W × 19.2"D	Whiteboard	Standard		(12) 6" Totes + LH Wardrobe	Y	Handles	\$2,595.62
F.	C3B1X1B1D4-XXXX-XX	Maxi H3	57.1"H × 48"W × 24"D	Whiteboard	Standard		(12) 6" Totes + LH Wardrobe	Y	Laminate	\$2,917.01
G.	C3B1X1B1X3	Maxi H3	51.1"H × 42"W × 19.2"D	Whiteboard	Standard		(12) 6" Totes + RH Wardrobe	Y		\$2,522.86
H.	C3B1X1B1F3	Maxi H3	53.6"H × 42"W × 19.2"D	Whiteboard	Standard		(12) 6" Totes + RH Wardrobe	Y	Handles	\$2,595.62
I.	C3B1X1B1D3-XXXX-XX	Maxi H3	57.1"H × 48"W × 24"D	Whiteboard	Standard		(12) 6" Totes + RH Wardrobe	Y	Laminate	\$2,917.01
J.	C3B1X1B1X0	Maxi H3	51.1"H × 42"W × 19.2"D	Whiteboard	Standard		(18) 6" Totes	Y		\$2,886.68
K.	C3B1X1B1F0	Maxi H3	53.6"H × 42"W × 19.2"D	Whiteboard	Standard		(18) 6" Totes	Y	Handles	\$2,959.45
L.	C3B1X1B1D0-XXXX-XX	Maxi H3	57.1"H × 48"W × 24"D	Whiteboard	Standard		(18) 6" Totes	Y	Laminate	\$3,280.83

## Compass Cabinets: Maxi H3 + Whiteboard Back Panel



Key	Part No.	Size	Dimensions	Back Panel	Side Panel	Doors	Interior Filling	Casters	Top	Base MSRP
A.	C3B1X1A1X4	Maxi H3	51.1"H × 42"W × 19.2"D	Whiteboard	Standard		(24) 3" Totes + LH Wardrobe	Y		\$2,686.58
B.	C3B1X1A1F4	Maxi H3	53.6"H × 42"W × 19.2"D	Whiteboard	Standard		(24) 3" Totes + LH Wardrobe	Y	Handles	\$2,759.35
C.	C3B1X1A1D4-XXXX-XX	Maxi H3	57.1"H × 48"W × 24"D	Whiteboard	Standard		(24) 3" Totes + LH Wardrobe	Y	Laminate	\$3,080.72
D.	C3B1X1A1X3	Maxi H3	51.1"H × 42"W × 19.2"D	Whiteboard	Standard		(24) 3" Totes + RH Wardrobe	Y		\$2,686.58
E.	C3B1X1A1F3	Maxi H3	53.6"H × 42"W × 19.2"D	Whiteboard	Standard		(24) 3" Totes + RH Wardrobe	Y	Handles	\$2,759.35
F.	C3B1X1A1D3-XXXX-XX	Maxi H3	57.1"H × 48"W × 24"D	Whiteboard	Standard		(24) 3" Totes + RH Wardrobe	Y	Laminate	\$3,080.72
G.	C3B1X1A1X0	Maxi H3	51.1"H × 42"W × 19.2"D	Whiteboard	Standard		(36) 3" Totes	Y		\$3,050.41
H.	C3B1X1A1F0	Maxi H3	53.6"H × 42"W × 19.2"D	Whiteboard	Standard		(36) 3" Totes	Y	Handles	\$3,123.17
I.	C3B1X1A1D0-XXXX-XX	Maxi H3	57.1"H × 48"W × 24"D	Whiteboard	Standard		(36) 3" Totes	Y	Laminate	\$3,444.55
J.	C3B1X1F1X4	Maxi H3	51.1"H × 42"W × 19.2"D	Whiteboard	Standard		(6) 3" Totes + (6) 6" Totes + (2) 12" Totes + LH Wardrobe	Y		\$2,541.05
K.	C3B1X1F1F4	Maxi H3	53.6"H × 42"W × 19.2"D	Whiteboard	Standard		(6) 3" Totes + (6) 6" Totes + (2) 12" Totes + LH Wardrobe	Y	Handles	\$2,613.82
L.	C3B1X1F1D4-XXXX-XX	Maxi H3	57.1"H × 48"W × 24"D	Whiteboard	Standard		(6) 3" Totes + (6) 6" Totes + (2) 12" Totes + LH Wardrobe	Y	Laminate	\$2,935.19

## Compass Cabinets: Maxi H3 + Whiteboard Back Panel



Key	Part No.	Size	Dimensions	Back Panel	Side Panel	Doors	Interior Filling	Casters	Top	Base MSRP
A.	C3B1X1F1X3	Maxi H3	51.1"H × 42"W × 19.2"D	Whiteboard	Standard		(6) 3" Totes + (6) 6" Totes + (2) 12" Totes + RH Wardrobe	Y		\$2,541.05
B.	C3B1X1F1F3	Maxi H3	53.6"H × 42"W × 19.2"D	Whiteboard	Standard		(6) 3" Totes + (6) 6" Totes + (2) 12" Totes + RH Wardrobe	Y	Handles	\$2,613.82
C.	C3B1X1F1D3-XXXX-XX	Maxi H3	57.1"H × 48"W × 24"D	Whiteboard	Standard		(6) 3" Totes + (6) 6" Totes + (2) 12" Totes + RH Wardrobe	Y	Laminate	\$2,935.19
D.	C3B1X1F1X0	Maxi H3	51.1"H × 42"W × 19.2"D	Whiteboard	Standard		(9) 3" Totes + (9) 6" Totes + (3) 12" Totes	Y		\$2,904.88
E.	C3B1X1F1F0	Maxi H3	53.6"H × 42"W × 19.2"D	Whiteboard	Standard		(9) 3" Totes + (9) 6" Totes + (3) 12" Totes	Y	Handles	\$2,977.64
F.	C3B1X1F1D0-XXXX-XX	Maxi H3	57.1"H × 48"W × 24"D	Whiteboard	Standard		(9) 3" Totes + (9) 6" Totes + (3) 12" Totes	Y	Laminate	\$3,299.02
G.	C3B1X1E1X0	Maxi H3	51.1"H × 42"W × 19.2"D	Whiteboard	Standard		Cubbies	Y		\$2,557.11
H.	C3B1X1E1F0	Maxi H3	53.6"H × 42"W × 19.2"D	Whiteboard	Standard		Cubbies	Y	Handles	\$2,629.87
I.	C3B1X1E1D0-XXXX-XX	Maxi H3	57.1"H × 48"W × 24"D	Whiteboard	Standard		Cubbies	Y	Laminate	\$2,951.26
J.	C3B1X1D1X0	Maxi H3	51.1"H × 42"W × 19.2"D	Whiteboard	Standard		Shelves	Y		\$1,888.11
K.	C3B1X1D1F0	Maxi H3	53.6"H × 42"W × 19.2"D	Whiteboard	Standard		Shelves	Y	Handles	\$1,960.88
L.	C3B1X1D1D0-XXXX-XX	Maxi H3	57.1"H × 48"W × 24"D	Whiteboard	Standard		Shelves	Y	Laminate	\$2,282.25

## Compass Cabinets: Grande



Key	Part No.	Size	Dimensions	Back Panel	Side Panel	Doors	Interior Filling	Casters	Top	Base MSRP
A.	D3A1X2E1X0	Grande	60.6"H × 42"W × 19.2"D	Standard	Standard	Y	Cubbies	Y		\$2,285.55
B.	D3A1X2D1X0	Grande	60.6"H × 42"W × 19.2"D	Standard	Standard	Y	Shelves	Y		\$3,022.35
C.	D3A1X1E1X0	Grande	60.6"H × 42"W × 19.2"D	Standard	Standard		Cubbies	Y		\$1,796.77
D.	D3A1X1D1X0	Grande	60.6"H × 42"W × 19.2"D	Standard	Standard		Shelves	Y		\$1,776.76





**Section V:**  
Soft Seating

# Soft Seating + Graded-In Product Information

## Materials

Seating is assembled with 3/4" commercial grade plywood and hardwood. The seat back is made up of a Martex Syntex woven webbing. Hard top tables are constructed with 48-52 density MDF core and finished with HPL. CAL 117-2013 Compliant. Weight limit 400 lbs.

## Warranty Information

**Seating Frame** – MooreCo warrants the frames used in soft seating products to be free from design defects in materials and workmanship for a period of twelve (12) years beginning on the date of shipment.

**Seating Foam** – MooreCo warrants the foam used in soft seating products to be free from defects in materials and workmanship, beginning on the date of shipment, extending for five (5) years. This does not include softening and flattening of the foam that occurs as a result of normal use and aging.

**Seating Fabric** – The MooreCo warranty of fabrics offered as part of the graded program is dictated by the materials manufacturer and passed on accordingly. Customer Own Material (COM) is not warranted.

**Table Frame** – MooreCo warrants the frames used in soft seating products to be free from design defects in materials and workmanship for a period of twelve (12) years beginning on the date of shipment.

**Table Top** – MooreCo warrants HPL tops used in soft seating products to be free from design defects in materials and workmanship for a period of twelve (12) years beginning on the date of shipment.

**Table Fabric** – The MooreCo warranty of fabrics offered as part of the graded program is dictated by the materials manufacturer and passed on accordingly. Customer Own Material (COM) is not warranted.

**Electrical Options** – Electrical options are warranted for one (1) year from date of shipment for manufacturer's defects.

## Changes & Cancellation

MooreCo's acceptance of an order for custom soft seating is final and binding and an order may not be changed or canceled without MooreCo's written consent. To change or cancel orders, contact MooreCo Customer Care in writing for authorization and applicable charges. **All orders for soft seating must be on a separate PO with no other MooreCo products.**

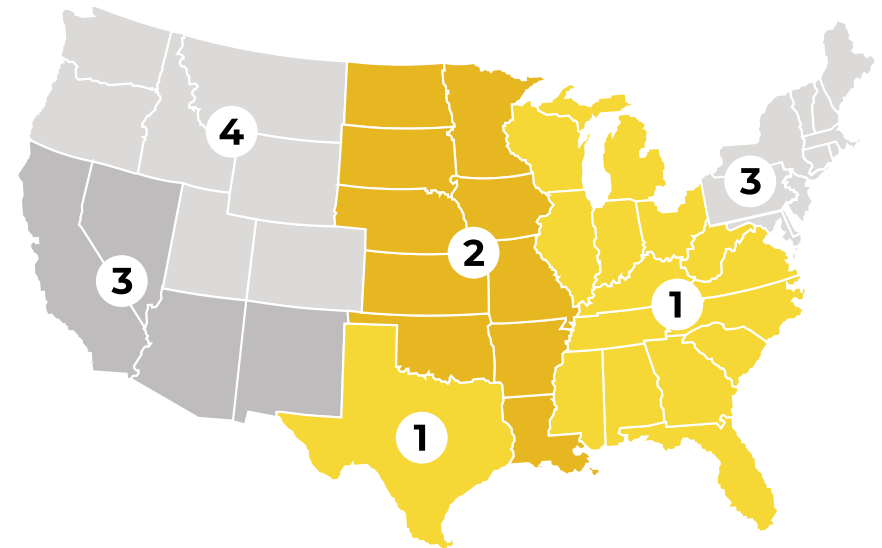
## Freight Program

All soft seating and graded-in products ship FOB Tennessee. All charges illustrated in the matrix include delivery only and do not include extra services such as: inside delivery, lift gate service, white glove services, international shipments, or shipments to Alaska or Hawaii.

## Zoned Freight Pricing Matrix

Zone	Orders less than \$1000	Orders \$1001 – \$42,000	Orders greater than \$42,000 (truckload)
1	\$250.00	11% (\$250.00 min.)	6%
2	\$365.00	14% (\$365.00 min.)	8%
3	\$550.00	21% (\$550.00 min.)	14%
4	\$625.00	22% (\$625.00 min.)	15%

Effective 01-01-2024



# Soft Seating + Graded-In Product Information

## Graded-In Fabric

We've partnered with multiple fabric and textile manufacturers to offer you more than 5000 graded-in fabric options. Please refer to the MooreCo Graded-In Fabrics Guide for grading information. The guide can be downloaded at [www.moorecoinc.com/price-guides](http://www.moorecoinc.com/price-guides).

[VIEW FABRIC GUIDE](#)

## Upcharges

Upcharge Option:	Base MSRP:
Multiple Fabric Upcharge (2 fabrics)	5%
Multiple Fabric Upcharge (3 fabrics)	10%
Ganging Device	\$47.81
Mobility Package (for seating with a back)	\$152.58
Articulating Tablet Arm (for armless seating)	\$706.23
Articulating Tablet Arm (for seating with arms)	\$696.63
<b>E1</b> Under Seat Electrical	\$563.70
<b>E2</b> Pop-Up Grommet Electrical	\$126.44
<b>E3</b> Face-Up Electrical	\$563.70
<b>E4</b> Pop-Up Flat Face Electrical	\$692.35
MoorePower® Tower	\$723.25
Tablet Side Table	\$368.49

## Ordering Details

Visit [www.moorecoinc.com/graded-in](http://www.moorecoinc.com/graded-in) or contact your sales representative at 800.749.2258 to request more information. Pricing and fabric availability are subject to change.

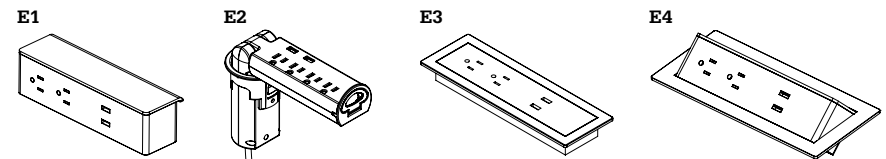
## Laminate + Edge Band

View all our extensive laminate and edge band collection for tabletops and accessory shelves and arms on pages 7-8 of this guide. You can also view the offering online at [moorecoinc.com/materials](http://moorecoinc.com/materials). We offer a variety of options to fit any environment or style.

[VIEW TABLE OPTIONS](#)

## Electrical Options + Accessories

Add power to any of our soft seating pieces. Under Seat Electrical (E1) available on all pieces with four legs. Pop-Up Grommet Electrical (E2) available on table tops only. Face-Up Electrical (E3) and Pop-Up Flat Face Electrical (E4) available on all soft seating pieces.



MoorePower® Tower



Tablet Side Table

## Single Bench

1000B



<b>Dimensions</b>	18.5"H × 22.5"W × 29.5"D
<b>Weight</b>	37 lbs
<b>Hardware</b>	Brushed metal legs

Grade	MSRP
COM	\$956.41
1	\$1,058.93
2	\$1,122.06
3	\$1,161.03
4	\$1,290.15
5	\$1,365.22
6	\$1,485.73
7	\$1,569.63
8	\$1,641.61
9	\$1,683.74

## Single Bench – Table Top

1000T



<b>Dimensions</b>	16"H × 22.5"W × 29.5"D
<b>Weight</b>	38 lbs
<b>Hardware</b>	Brushed metal legs

Grade	MSRP
COM	\$1,036.79
1	\$1,105.12
2	\$1,147.20
3	\$1,173.18
4	\$1,259.28
5	\$1,309.32
6	\$1,389.65
7	\$1,445.61
8	\$1,493.57
9	\$1,521.67

## Chair – Armless

1000C



<b>Dimensions</b>	34.5"H × 22.5"W × 29.5"D
<b>Weight</b>	57 lbs
<b>Hardware</b>	Brushed metal legs

Grade	MSRP
COM	\$1,187.79
1	\$1,375.73
2	\$1,491.44
3	\$1,562.88
4	\$1,799.66
5	\$1,937.24
6	\$2,158.18
7	\$2,312.02
8	\$2,443.95
9	\$2,521.21

## Chair – Right Arm

1000CRH



<b>Dimensions</b>	34.5"H × 26.5"W × 29.5"D
<b>Weight</b>	67 lbs
<b>Hardware</b>	Brushed metal legs

Grade	MSRP
COM	\$1,405.76
1	\$1,661.97
2	\$1,819.76
3	\$1,917.19
4	\$2,240.06
5	\$2,427.68
6	\$2,728.95
7	\$2,938.80
8	\$3,118.64
9	\$3,224.07

## Chair – Left Arm

1000CLH



<b>Dimensions</b>	34.5"H × 26.5"W × 29.5"D
<b>Weight</b>	67 lbs
<b>Hardware</b>	Brushed metal legs

Grade	MSRP
COM	\$1,405.76
1	\$1,661.97
2	\$1,819.76
3	\$1,917.19
4	\$2,240.06
5	\$2,427.68
6	\$2,728.95
7	\$2,938.80
8	\$3,118.64
9	\$3,224.07

## Chair – Both Arms

1000CLR



<b>Dimensions</b>	34.5"H × 30.5"W × 29.5"D
<b>Weight</b>	85 lbs
<b>Hardware</b>	Brushed metal legs

Grade	MSRP
COM	\$1,615.92
1	\$1,940.52
2	\$2,140.40
3	\$2,263.81
4	\$2,672.77
5	\$2,910.44
6	\$3,292.03
7	\$3,557.80
8	\$3,785.64
9	\$3,919.12

## Chair – Armless + Mobility Package

1000CM



<b>Dimensions</b>	34.5"H × 22.5"W × 29.5"D
<b>Weight</b>	60 lbs
<b>Hardware</b>	Brushed metal legs

Grade	MSRP
COM	\$1,279.81
1	\$1,467.70
2	\$1,583.46
3	\$1,654.90
4	\$1,891.67
5	\$2,029.27
6	\$2,250.14
7	\$2,404.04
8	\$2,535.92
9	\$2,613.24

## Chair – Both Arms + Mobility Package

1000CLRM



<b>Dimensions</b>	34.5"H × 30.5"W × 29.5"D
<b>Weight</b>	88 lbs
<b>Hardware</b>	Brushed metal legs

Grade	MSRP
COM	\$1,738.70
1	\$2,063.25
2	\$2,263.18
3	\$2,386.59
4	\$2,795.51
5	\$3,033.22
6	\$3,414.76
7	\$3,680.58
8	\$3,908.37
9	\$4,041.90

## Double Bench

2000B




<b>Dimensions</b>	18.5"H × 45"W × 29.5"D
<b>Weight</b>	74 lbs
<b>Hardware</b>	Brushed metal legs

Grade	MSRP
COM	\$1,344.00
1	\$1,568.92
2	\$1,647.05
3	\$1,801.55
4	\$1,998.74
5	\$2,146.01
6	\$2,382.25
7	\$2,547.08
8	\$2,688.21
9	\$2,770.94

## Double Bench – Table Top

2000T



<b>Dimensions</b>	16"H × 45"W × 29.5"D
<b>Weight</b>	76 lbs
<b>Hardware</b>	Brushed metal legs

Grade	MSRP
COM	\$1,599.36
1	\$1,749.30
2	\$1,801.40
3	\$1,904.38
4	\$2,035.86
5	\$2,134.02
6	\$2,291.50
7	\$2,401.40
8	\$2,495.48
9	\$2,550.65

## Loveseat – Armless

2000C



Grade	MSRP
COM	\$1,701.98
1	\$1,975.28
2	\$2,143.63
3	\$2,247.54
4	\$2,591.92
5	\$2,792.08
6	\$3,113.40
7	\$3,337.24
8	\$3,529.06
9	\$3,641.51

<b>Dimensions</b>	34.5"H × 45"W × 29.5"D
<b>Weight</b>	96 lbs
<b>Hardware</b>	Brushed metal legs

## Loveseat – Right Arm

2000CRH



Grade	MSRP
COM	\$1,922.28
1	\$2,263.92
2	\$2,474.34
3	\$2,604.25
4	\$3,034.72
5	\$3,284.91
6	\$3,686.55
7	\$3,966.35
8	\$4,206.14
9	\$4,346.69

<b>Dimensions</b>	34.5"H × 49"W × 29.5"D
<b>Weight</b>	106 lbs
<b>Hardware</b>	Brushed metal legs

## Loveseat – Left Arm

2000CLH



Grade	MSRP
COM	\$1,922.28
1	\$2,263.92
2	\$2,474.34
3	\$2,604.25
4	\$3,034.72
5	\$3,284.91
6	\$3,686.55
7	\$3,966.35
8	\$4,206.14
9	\$4,346.69

<b>Dimensions</b>	34.5"H × 49"W × 29.5"D
<b>Weight</b>	106 lbs
<b>Hardware</b>	Brushed metal legs

## Loveseat – Both Arms

2000CLR



Grade	MSRP
COM	\$2,146.53
1	\$2,556.49
2	\$2,809.02
3	\$2,964.89
4	\$3,481.47
5	\$3,781.69
6	\$4,263.66
7	\$4,599.42
8	\$4,887.18
9	\$5,055.83

<b>Dimensions</b>	34.5"H × 53"W × 29.5"D
<b>Weight</b>	116 lbs
<b>Hardware</b>	Brushed metal legs



### Mid Back Loveseat – Armless

2000BM



**Dimensions** | 37.4"H × 47.1"W × 29.5"D  
**Weight** | 110 lbs  
**Hardware** | Brushed metal legs

Grade	MSRP
COM	\$1,966.92
1	\$2,341.82
2	\$2,472.01
3	\$2,729.49
4	\$3,058.17
5	\$3,303.61
6	\$3,697.36
7	\$3,972.06
8	\$4,207.30
9	\$4,345.17

### Mid Back Loveseat – Armless + Back Shelf (29")

2000BMS-29



**Dimensions** | 37.4"H × 47.1"W × 41.8"D  
**Weight** | 120 lbs  
**Hardware** | Brushed metal legs

Grade	MSRP
COM	\$2,659.71
1	\$3,034.61
2	\$3,164.80
3	\$3,422.28
4	\$3,750.96
5	\$3,996.40
6	\$4,390.16
7	\$4,664.85
8	\$4,900.09
9	\$5,037.96

### Mid Back Loveseat – Armless + Back Shelf (36")

2000BMS-36



**Dimensions** | 37.4"H × 47.1"W × 41.8"D  
**Weight** | 120 lbs  
**Hardware** | Brushed metal legs

Grade	MSRP
COM	\$2,659.71
1	\$3,034.61
2	\$3,164.80
3	\$3,422.28
4	\$3,750.96
5	\$3,996.40
6	\$4,390.16
7	\$4,664.85
8	\$4,900.09
9	\$5,037.96

## Mid Back Loveseat – Both Arms

2000MB



<b>Dimensions</b>	37.4"H × 56.3"W × 29.5"D
<b>Weight</b>	140 lbs
<b>Hardware</b>	Brushed metal legs

Grade	MSRP
COM	\$2,659.71
1	\$3,034.61
2	\$3,164.80
3	\$3,422.28
4	\$3,750.96
5	\$3,996.40
6	\$4,390.16
7	\$4,664.85
8	\$4,900.09
9	\$5,037.96

## Mid Back Loveseat – Both Arms + Back Shelf (29")

2000MBS-29



<b>Dimensions</b>	37.4"H × 56.3"W × 41.8"D
<b>Weight</b>	150 lbs
<b>Hardware</b>	Brushed metal legs

Grade	MSRP
COM	\$3,107.65
1	\$3,782.43
2	\$4,016.84
3	\$4,480.26
4	\$5,071.90
5	\$5,513.66
6	\$6,222.38
7	\$6,716.88
8	\$7,140.31
9	\$7,388.49

## Mid Back Loveseat – Both Arms + Back Shelf (36")

2000MBS-36



<b>Dimensions</b>	37.4"H × 56.3"W × 41.8"D
<b>Weight</b>	150 lbs
<b>Hardware</b>	Brushed metal legs

Grade	MSRP
COM	\$3,107.65
1	\$3,782.43
2	\$4,016.84
3	\$4,480.26
4	\$5,071.90
5	\$5,513.66
6	\$6,222.38
7	\$6,716.88
8	\$7,140.31
9	\$7,388.49

## High Back Loveseat – Armless

2000BH



Grade	MSRP
COM	\$2,115.39
1	\$2,565.20
2	\$2,721.47
3	\$3,030.46
4	\$3,424.85
5	\$3,719.38
6	\$4,191.87
7	\$4,521.54
8	\$4,803.80
9	\$4,969.23

<b>Dimensions</b>	49.4"H × 47.1"W × 29.5"D
<b>Weight</b>	130 lbs
<b>Hardware</b>	Brushed metal legs

## High Back Loveseat – Armless + Back Shelf (29")

2000BHS-29



Grade	MSRP
COM	\$2,808.18
1	\$3,257.99
2	\$3,414.26
3	\$3,723.25
4	\$4,117.64
5	\$4,412.17
6	\$4,884.66
7	\$5,214.33
8	\$5,496.59
9	\$5,662.02

<b>Dimensions</b>	49.4"H × 47.1"W × 41.8"D
<b>Weight</b>	140 lbs
<b>Hardware</b>	Brushed metal legs

## High Back Loveseat – Armless + Back Shelf (36")

2000BHS-36



Grade	MSRP
COM	\$2,808.18
1	\$3,257.99
2	\$3,414.26
3	\$3,723.25
4	\$4,117.64
5	\$4,412.17
6	\$4,884.66
7	\$5,214.33
8	\$5,496.59
9	\$5,662.02

<b>Dimensions</b>	49.4"H × 47.1"W × 41.8"D
<b>Weight</b>	140 lbs
<b>Hardware</b>	Brushed metal legs

## High Back Loveseat – Armless + Back Shelf (42")

2000BHS-42



Grade	MSRP
COM	\$2,808.18
1	\$3,257.99
2	\$3,414.26
3	\$3,723.25
4	\$4,117.64
5	\$4,412.17
6	\$4,884.66
7	\$5,214.33
8	\$5,496.59
9	\$5,662.02

<b>Dimensions</b>	49.4"H × 47.1"W × 41.8"D
<b>Weight</b>	140 lbs
<b>Hardware</b>	Brushed metal legs

## High Back Loveseat – Both Arms

2000HB



Grade	MSRP
COM	\$3,355.08
1	\$4,179.78
2	\$4,466.31
3	\$5,032.71
4	\$5,755.83
5	\$6,295.76
6	\$7,161.99
7	\$7,766.35
8	\$8,283.87
9	\$8,587.21

<b>Dimensions</b>	49.4"H × 56.3"W × 29.5"D
<b>Weight</b>	170 lbs
<b>Hardware</b>	Brushed metal legs

## High Back Loveseat – Both Arms + Back Shelf (29")

2000HBS-29



Grade	MSRP
COM	\$4,047.87
1	\$4,872.57
2	\$5,159.10
3	\$5,725.50
4	\$6,448.62
5	\$6,988.55
6	\$7,854.78
7	\$8,459.14
8	\$8,976.66
9	\$9,280.00

<b>Dimensions</b>	49.4"H × 56.3"W × 41.8"D
<b>Weight</b>	180 lbs
<b>Hardware</b>	Brushed metal legs

## High Back Loveseat – Both Arms + Back Shelf (36")

2000HBS-36



Grade	MSRP
COM	\$4,047.87
1	\$4,872.57
2	\$5,159.10
3	\$5,725.50
4	\$6,448.62
5	\$6,988.55
6	\$7,854.78
7	\$8,459.14
8	\$8,976.66
9	\$9,280.00

<b>Dimensions</b>	49.4"H × 56.3"W × 41.8"D
<b>Weight</b>	180 lbs
<b>Hardware</b>	Brushed metal legs

## High Back Loveseat – Both Arms + Back Shelf (42")

2000HBS-42




Grade	MSRP
COM	\$4,047.87
1	\$4,872.57
2	\$5,159.10
3	\$5,725.50
4	\$6,448.62
5	\$6,988.55
6	\$7,854.78
7	\$8,459.14
8	\$8,976.66
9	\$9,280.00

<b>Dimensions</b>	49.4"H × 56.3"W × 41.8"D
<b>Weight</b>	180 lbs
<b>Hardware</b>	Brushed metal legs

## Triple Bench

2500B



<b>Dimensions</b>	18.5"H × 68.5"W × 29.5"D
<b>Weight</b>	84 lbs
<b>Hardware</b>	Brushed metal legs

<b>Grade</b>	<b>MSRP</b>
COM	\$2,197.03
1	\$2,506.41
2	\$2,613.85
3	\$2,826.33
4	\$3,097.57
5	\$3,300.12
6	\$3,625.06
7	\$3,851.75
8	\$4,045.89
9	\$4,159.66

## Sofa – Armless

2500C



<b>Dimensions</b>	34.5"H × 68.5"W × 29.5"D
<b>Weight</b>	123 lbs
<b>Hardware</b>	Brushed metal legs

Grade	MSRP
COM	\$2,797.34
1	\$3,292.31
2	\$3,464.29
3	\$3,804.21
4	\$4,238.22
5	\$4,562.27
6	\$5,082.18
7	\$5,444.88
8	\$5,755.50
9	\$5,937.55

## Sofa – Right Arm

2500CRH



<b>Dimensions</b>	34.5"H × 72.5"W × 29.5"D
<b>Weight</b>	138 lbs
<b>Hardware</b>	Brushed metal legs

Grade	MSRP
COM	\$3,147.82
1	\$3,737.42
2	\$3,942.25
3	\$4,347.18
4	\$4,864.16
5	\$5,250.15
6	\$5,869.42
7	\$6,301.50
8	\$6,671.51
9	\$6,888.35

## Sofa – Left Arm

2500CLH



<b>Dimensions</b>	34.5"H × 72.5"W × 29.5"D
<b>Weight</b>	138 lbs
<b>Hardware</b>	Brushed metal legs

Grade	MSRP
COM	\$3,147.82
1	\$3,737.42
2	\$3,942.25
3	\$4,347.18
4	\$4,864.16
5	\$5,250.15
6	\$5,869.42
7	\$6,301.50
8	\$6,671.51
9	\$6,888.35

## Sofa – Both Arms

2500CLR



<b>Dimensions</b>	34.5"H × 76.5"W × 29.5"D
<b>Weight</b>	153 lbs
<b>Hardware</b>	Brushed metal legs

Grade	MSRP
COM	\$3,407.83
1	\$4,144.46
2	\$4,400.37
3	\$4,906.30
4	\$5,552.18
5	\$6,034.46
6	\$6,808.19
7	\$7,348.00
8	\$7,810.24
9	\$8,081.19

## Square Corner Bench – Table Top

5000SBT



**Dimensions** | 16"H × 49"W × 36"D  
**Weight** | 85 lbs  
**Hardware** | Brushed metal legs

Grade	MSRP
COM	\$1,562.15
1	\$1,647.57
2	\$1,700.15
3	\$1,732.63
4	\$1,840.23
5	\$1,902.79
6	\$2,003.23
7	\$2,073.17
8	\$2,133.13
9	\$2,168.25

## Square Corner Bench

5000SB



**Dimensions** | 16"H × 49"W × 36"D  
**Weight** | 85 lbs  
**Hardware** | Brushed metal legs

Grade	MSRP
COM	\$1,479.82
1	\$1,721.92
2	\$1,843.33
3	\$2,003.27
4	\$2,206.82
5	\$2,352.23
6	\$2,497.63
7	\$2,643.04
8	\$2,788.43
9	\$3,006.53

## Round Corner Bench – Table Top

6000RBT



**Dimensions** | 16"H × 49"W × 34"D  
**Weight** | 74 lbs  
**Hardware** | Brushed metal legs

Grade	MSRP
COM	\$1,532.53
1	\$1,617.96
2	\$1,670.54
3	\$1,703.01
4	\$1,810.62
5	\$1,873.18
6	\$1,973.62
7	\$2,043.56
8	\$2,103.51
9	\$2,138.63

## Round Corner Bench

6000RB



**Dimensions** | 16"H × 49"W × 34"D  
**Weight** | 74 lbs  
**Hardware** | Brushed metal legs

Grade	MSRP
COM	\$1,420.39
1	\$1,662.50
2	\$1,783.90
3	\$1,943.83
4	\$2,147.40
5	\$2,292.81
6	\$2,438.21
7	\$2,583.60
8	\$2,729.00
9	\$2,947.11

## 22.5° Wedge Bench

3000B




<b>Dimensions</b>	18.5"H × 33"W × 29.5"D
<b>Weight</b>	44 lbs
<b>Hardware</b>	Brushed metal legs

Grade	MSRP
COM	\$1,141.23
1	\$1,277.88
2	\$1,362.05
3	\$1,414.02
4	\$1,586.21
5	\$1,686.28
6	\$1,846.93
7	\$1,958.86
8	\$2,054.78
9	\$2,111.00

## 22.5° Wedge Bench – Table Top

3000T



<b>Dimensions</b>	16"H × 33"W × 29.5"D
<b>Weight</b>	50 lbs
<b>Hardware</b>	Brushed metal legs

Grade	MSRP
COM	\$1,295.18
1	\$1,363.52
2	\$1,405.60
3	\$1,431.57
4	\$1,517.67
5	\$1,567.71
6	\$1,648.03
7	\$1,704.00
8	\$1,751.96
9	\$1,780.06



## 22.5° Inside Wedge Chair – Armless

3000CIB



Grade	MSRP
COM	\$1,527.44
1	\$1,732.42
2	\$1,858.68
3	\$1,936.63
4	\$2,194.91
5	\$2,345.02
6	\$2,586.01
7	\$2,753.89
8	\$2,897.75
9	\$2,982.10

<b>Dimensions</b>	34.5"H × 33"W × 29.5"D
<b>Weight</b>	61 lbs
<b>Hardware</b>	Brushed metal legs

## 22.5° Inside Wedge Chair – Right Arm

3000CIBRH



Grade	MSRP
COM	\$1,773.32
1	\$2,046.62
2	\$2,214.97
3	\$2,318.88
4	\$2,663.27
5	\$2,863.42
6	\$3,184.73
7	\$3,408.57
8	\$3,600.40
9	\$3,712.84

<b>Dimensions</b>	34.5"H × 37"W × 29.5"D
<b>Weight</b>	71 lbs
<b>Hardware</b>	Brushed metal legs

## 22.5° Inside Wedge Chair – Left Arm

3000CIBLH



Grade	MSRP
COM	\$1,773.32
1	\$2,046.62
2	\$2,214.97
3	\$2,318.88
4	\$2,663.27
5	\$2,863.42
6	\$3,184.73
7	\$3,408.57
8	\$3,600.40
9	\$3,712.84

<b>Dimensions</b>	34.5"H × 37"W × 29.5"D
<b>Weight</b>	71 lbs
<b>Hardware</b>	Brushed metal legs

## 22.5° Inside Wedge Chair – Both Arms

3000CIBLR



Grade	MSRP
COM	\$1,979.25
1	\$2,354.14
2	\$2,484.34
3	\$2,741.81
4	\$3,070.49
5	\$3,315.94
6	\$3,709.68
7	\$3,984.38
8	\$4,219.62
9	\$4,357.50

<b>Dimensions</b>	34.5"H × 41"W × 29.5"D
<b>Weight</b>	81 lbs
<b>Hardware</b>	Brushed metal legs

## 22.5° Outside Wedge Chair – Armless

3000COB



<b>Dimensions</b>	34.5"H × 33"W × 29.5"D
<b>Weight</b>	65 lbs
<b>Hardware</b>	Brushed metal legs

Grade	MSRP
COM	\$1,450.96
1	\$1,638.85
2	\$1,754.57
3	\$1,826.00
4	\$2,062.78
5	\$2,200.36
6	\$2,421.30
7	\$2,575.20
8	\$2,707.07
9	\$2,784.39

## 22.5° Outside Wedge Chair – Right Arm

3000COBRH



<b>Dimensions</b>	34.5"H × 37"W × 29.5"D
<b>Weight</b>	75 lbs
<b>Hardware</b>	Brushed metal legs

Grade	MSRP
COM	\$1,678.28
1	\$1,934.48
2	\$2,092.30
3	\$2,189.72
4	\$2,512.59
5	\$2,700.20
6	\$3,001.47
7	\$3,211.33
8	\$3,391.16
9	\$3,496.59

## 22.5° Outside Wedge Chair – Left Arm

3000COBLH



<b>Dimensions</b>	34.5"H × 37"W × 29.5"D
<b>Weight</b>	75 lbs
<b>Hardware</b>	Brushed metal legs

Grade	MSRP
COM	\$1,678.28
1	\$1,934.48
2	\$2,092.30
3	\$2,189.72
4	\$2,512.59
5	\$2,700.20
6	\$3,001.47
7	\$3,211.33
8	\$3,391.16
9	\$3,496.59

## 22.5° Outside Wedge Chair – Both Arms

3000COBLR



<b>Dimensions</b>	34.5"H × 41"W × 29.5"D
<b>Weight</b>	85 lbs
<b>Hardware</b>	Brushed metal legs

Grade	MSRP
COM	\$1,867.76
1	\$2,205.14
2	\$2,322.39
3	\$2,554.07
4	\$2,849.88
5	\$3,070.78
6	\$3,425.14
7	\$3,672.37
8	\$3,884.07
9	\$4,008.17

## 45° Wedge Bench

4000B



<b>Dimensions</b>	18.5"H × 45"W × 29.5"D
<b>Weight</b>	54 lbs
<b>Hardware</b>	Brushed metal legs

Grade	MSRP
COM	\$1,520.06
1	\$1,673.82
2	\$1,768.48
3	\$1,826.94
4	\$2,020.69
5	\$2,133.24
6	\$2,313.99
7	\$2,439.89
8	\$2,547.82
9	\$2,611.05

## 45° Wedge Bench – Table Top

4000T



<b>Dimensions</b>	16"H × 45"W × 29.5"D
<b>Weight</b>	65 lbs
<b>Hardware</b>	Brushed metal legs

Grade	MSRP
COM	\$1,637.34
1	\$1,739.85
2	\$1,802.98
3	\$1,841.95
4	\$1,971.07
5	\$2,046.15
6	\$2,166.64
7	\$2,250.56
8	\$2,322.52
9	\$2,364.66

## 45° Inside Wedge Chair – Armless

4000CIB



<b>Dimensions</b>	34.5"H × 45"W × 29.5"D
<b>Weight</b>	72 lbs
<b>Hardware</b>	Brushed metal legs

Grade	MSRP
COM	\$1,785.21
1	\$2,024.39
2	\$2,171.68
3	\$2,262.61
4	\$2,563.92
5	\$2,739.07
6	\$3,020.24
7	\$3,216.06
8	\$3,383.94
9	\$3,482.30

## 45° Inside Wedge Chair – Right Arm

4000CIBRH



<b>Dimensions</b>	34.5"H × 49"W × 29.5"D
<b>Weight</b>	82 lbs
<b>Hardware</b>	Brushed metal legs

Grade	MSRP
COM	\$1,988.26
1	\$2,295.35
2	\$2,484.74
3	\$2,601.65
4	\$2,989.46
5	\$3,214.61
6	\$3,576.09
7	\$3,827.93
8	\$4,043.71
9	\$4,170.24

## 45° Inside Wedge Chair – Left Arm

4000CIBLH



<b>Dimensions</b>	34.5"H × 49"W × 29.5"D
<b>Weight</b>	82 lbs
<b>Hardware</b>	Brushed metal legs

Grade	MSRP
COM	\$1,988.26
1	\$2,295.35
2	\$2,484.74
3	\$2,601.65
4	\$2,989.46
5	\$3,214.61
6	\$3,576.09
7	\$3,827.93
8	\$4,043.71
9	\$4,170.24

## 45° Inside Wedge Chair – Both Arms

4000CIBLR



<b>Dimensions</b>	34.5"H × 53"W × 29.5"D
<b>Weight</b>	92 lbs
<b>Hardware</b>	Brushed metal legs

Grade	MSRP
COM	\$2,147.99
1	\$2,560.35
2	\$2,703.61
3	\$2,986.81
4	\$3,348.39
5	\$3,618.34
6	\$4,051.42
7	\$4,353.64
8	\$4,612.38
9	\$4,764.07

### 45° Outside Wedge Chair – Armless

4000COB



Grade	MSRP
COM	\$1,699.90
1	\$1,921.96
2	\$2,058.77
3	\$2,143.21
4	\$2,423.00
5	\$2,585.64
6	\$2,846.68
7	\$3,028.54
8	\$3,184.41
9	\$3,275.77

<b>Dimensions</b>	34.5"H × 45"W × 29.5"D
<b>Weight</b>	80 lbs
<b>Hardware</b>	Brushed metal legs

### 45° Outside Wedge Chair – Right Arm

4000COBRH



Grade	MSRP
COM	\$1,916.35
1	\$2,206.75
2	\$2,385.59
3	\$2,496.01
4	\$2,861.96
5	\$3,074.58
6	\$3,416.01
7	\$3,653.82
8	\$3,857.66
9	\$3,977.11

<b>Dimensions</b>	34.5"H × 49"W × 29.5"D
<b>Weight</b>	90 lbs
<b>Hardware</b>	Brushed metal legs

### 45° Outside Wedge Chair – Left Arm

4000COBLH



Grade	MSRP
COM	\$1,916.35
1	\$2,206.75
2	\$2,385.59
3	\$2,496.01
4	\$2,861.96
5	\$3,074.58
6	\$3,416.01
7	\$3,653.82
8	\$3,857.66
9	\$3,977.11

<b>Dimensions</b>	34.5"H × 49"W × 29.5"D
<b>Weight</b>	90 lbs
<b>Hardware</b>	Brushed metal legs

### 45° Outside Wedge Chair – Both Arms

4000COBLR



Grade	MSRP
COM	\$2,090.74
1	\$2,484.34
2	\$2,621.11
3	\$2,891.45
4	\$3,236.56
5	\$3,494.24
6	\$3,907.66
7	\$4,196.12
8	\$4,443.10
9	\$4,587.88

<b>Dimensions</b>	34.5"H × 53"W × 29.5"D
<b>Weight</b>	100 lbs
<b>Hardware</b>	Brushed metal legs

## Orbit® Chair

1000CHBT



Grade	MSRP
COM	\$2,988.67
1	\$3,447.22
2	\$3,662.57
3	\$3,955.59
4	\$4,336.51
5	\$4,629.50
6	\$4,922.51
7	\$5,215.51
8	\$5,508.51
9	\$5,918.74

<b>Dimensions</b>	42.5"H × 22.5"W × 29.5"D
<b>Weight</b>	81 lbs
<b>Hardware</b>	Brushed metal legs

## Orbit® Chair + Back Shelf (29")

1000CHBTS-29



Grade	MSRP
COM	\$3,145.96
1	\$3,628.67
2	\$3,855.35
3	\$4,163.78
4	\$4,564.74
5	\$4,873.17
6	\$5,181.59
7	\$5,490.00
8	\$5,798.43
9	\$6,230.25

<b>Dimensions</b>	42.5"H × 22.5"W × 29.5"D
<b>Weight</b>	91 lbs
<b>Hardware</b>	Brushed metal legs

## Orbit® Chair + Back Shelf (36")

1000CHBTS-36



Grade	MSRP
COM	\$3,145.96
1	\$3,628.67
2	\$3,855.35
3	\$4,163.78
4	\$4,564.74
5	\$4,873.17
6	\$5,181.59
7	\$5,490.00
8	\$5,798.43
9	\$6,230.25

<b>Dimensions</b>	42.5"H × 22.5"W × 29.5"D
<b>Weight</b>	91 lbs
<b>Hardware</b>	Brushed metal legs

## Orbit® Chair + Back Shelf (42")

1000CHBTS-42



Grade	MSRP
COM	\$3,145.96
1	\$3,628.67
2	\$3,855.35
3	\$4,163.78
4	\$4,564.74
5	\$4,873.17
6	\$5,181.59
7	\$5,490.00
8	\$5,798.43
9	\$6,230.25

<b>Dimensions</b>	42.5"H × 22.5"W × 29.5"D
<b>Weight</b>	91 lbs
<b>Hardware</b>	Brushed metal legs

## Orbit® Loveseat

2000CHBT



Grade	MSRP
COM	\$3,553.57
1	\$4,100.73
2	\$4,775.01
3	\$5,111.13
4	\$5,636.43
5	\$6,028.83
6	\$6,659.74
7	\$7,097.62
8	\$7,473.80
9	\$7,694.13

<b>Dimensions</b>	42.5"H × 45"W × 29.5"D
<b>Weight</b>	188 lbs
<b>Hardware</b>	Brushed metal legs

## Orbit® Loveseat + Back Shelf (29")

2000CHBTS-29



Grade	MSRP
COM	\$3,740.61
1	\$4,316.55
2	\$5,026.33
3	\$5,380.13
4	\$5,933.08
5	\$6,346.12
6	\$7,010.25
7	\$7,471.18
8	\$7,867.16
9	\$8,099.08

<b>Dimensions</b>	42.5"H × 45"W × 41.8"D
<b>Weight</b>	198 lbs
<b>Hardware</b>	Brushed metal legs

## Orbit® Loveseat + Back Shelf (36")

2000CHBTS-36



Grade	MSRP
COM	\$3,740.61
1	\$4,316.55
2	\$5,026.33
3	\$5,380.13
4	\$5,933.08
5	\$6,346.12
6	\$7,010.25
7	\$7,471.18
8	\$7,867.16
9	\$8,099.08

<b>Dimensions</b>	42.5"H × 45"W × 41.8"D
<b>Weight</b>	198 lbs
<b>Hardware</b>	Brushed metal legs

## Orbit® Loveseat + Back Shelf (42")

2000CHBTS-42



Grade	MSRP
COM	\$3,740.61
1	\$4,316.55
2	\$5,026.33
3	\$5,380.13
4	\$5,933.08
5	\$6,346.12
6	\$7,010.25
7	\$7,471.18
8	\$7,867.16
9	\$8,099.08

<b>Dimensions</b>	42.5"H × 45"W × 41.8"D
<b>Weight</b>	198 lbs
<b>Hardware</b>	Brushed metal legs

## Orbit® 45° Wedge

4000CHBT



Grade	MSRP
COM	\$3,553.57
1	\$4,038.06
2	\$4,775.01
3	\$5,010.87
4	\$5,451.64
5	\$5,790.70
6	\$6,129.75
7	\$6,468.79
8	\$6,807.85
9	\$7,282.52

<b>Dimensions</b>	42.5"H × 52.5"W × 29.5"D
<b>Weight</b>	160 lbs
<b>Hardware</b>	Brushed metal legs

## Orbit® 45° Wedge + Back Shelf (29")

4000CHBTS-29



Grade	MSRP
COM	\$3,740.61
1	\$4,250.59
2	\$5,026.33
3	\$5,274.61
4	\$5,738.57
5	\$6,095.46
6	\$6,452.36
7	\$6,809.25
8	\$7,166.15
9	\$7,665.80

<b>Dimensions</b>	42.5"H × 52.5"W × 43.5"D
<b>Weight</b>	170 lbs
<b>Hardware</b>	Brushed metal legs

## Orbit® 45° Wedge + Back Shelf (36")

4000CHBTS-36



Grade	MSRP
COM	\$3,740.61
1	\$4,250.59
2	\$5,026.33
3	\$5,274.61
4	\$5,738.57
5	\$6,095.46
6	\$6,452.36
7	\$6,809.25
8	\$7,166.15
9	\$7,665.80

<b>Dimensions</b>	42.5"H × 52.5"W × 43.5"D
<b>Weight</b>	170 lbs
<b>Hardware</b>	Brushed metal legs

## Orbit® 45° Wedge + Back Shelf (42")

4000CHBTS-42



Grade	MSRP
COM	\$3,740.61
1	\$4,250.59
2	\$5,026.33
3	\$5,274.61
4	\$5,738.57
5	\$6,095.46
6	\$6,452.36
7	\$6,809.25
8	\$7,166.15
9	\$7,665.80

<b>Dimensions</b>	42.5"H × 52.5"W × 43.5"D
<b>Weight</b>	170 lbs
<b>Hardware</b>	Brushed metal legs



## Akt Lounge Chair – Armless (Sled Base Black)

AK-AL-292918-RB



Grade	MSRP
COM	\$1,274.39
1	\$1,498.32
2	\$1,610.59
3	\$1,758.50
4	\$1,946.68
5	\$2,081.09
6	\$2,215.62
7	\$2,350.03
8	\$2,484.56
9	\$2,686.23

<b>Dimensions</b>	31"H × 29.5"W × 29.5"D
<b>Weight</b>	55 lbs
<b>Hardware</b>	Black steel sled base with nylon glides

## Akt Lounge Chair – Armless (Sled Base Platinum)

AK-AL-292918-RP



Grade	MSRP
COM	\$1,274.39
1	\$1,498.32
2	\$1,610.59
3	\$1,758.50
4	\$1,946.68
5	\$2,081.09
6	\$2,215.62
7	\$2,350.03
8	\$2,484.56
9	\$2,686.23

<b>Dimensions</b>	31"H × 29.5"W × 29.5"D
<b>Weight</b>	55 lbs
<b>Hardware</b>	Platinum steel sled base with nylon glides

## Akt Lounge Chair – Armless (4-Leg Base Platinum)

AK-AL-292918-SP



Grade	MSRP
COM	\$1,274.39
1	\$1,498.32
2	\$1,610.59
3	\$1,758.50
4	\$1,946.68
5	\$2,081.09
6	\$2,215.62
7	\$2,350.03
8	\$2,484.56
9	\$2,686.23

<b>Dimensions</b>	31"H × 29.5"W × 29.5"D
<b>Weight</b>	55 lbs
<b>Hardware</b>	Platinum steel 4-leg base with nylon glides

### Akt Lounge Chair – Both Arms (Sled Base Black)

AK-LO-293818-RB



Grade	MSRP
COM	\$1,778.43
1	\$2,148.79
2	\$2,334.47
3	\$2,579.09
4	\$2,890.30
5	\$3,112.59
6	\$3,335.08
7	\$3,557.38
8	\$3,779.87
9	\$4,113.41

<b>Dimensions</b>	31"H × 39"W × 29.5"D
<b>Weight</b>	75 lbs
<b>Hardware</b>	Black steel sled base with nylon glides

### Akt Lounge Chair – Both Arms (Sled Base Platinum)

AK-LO-293818-RP



Grade	MSRP
COM	\$1,778.43
1	\$2,148.79
2	\$2,334.47
3	\$2,579.09
4	\$2,890.30
5	\$3,112.59
6	\$3,335.08
7	\$3,557.38
8	\$3,779.87
9	\$4,113.41

<b>Dimensions</b>	31"H × 39"W × 29.5"D
<b>Weight</b>	75 lbs
<b>Hardware</b>	Black steel sled base with nylon glides

### Akt Lounge Chair – Both Arms (4-Leg Base Platinum)

AK-LO-293818-SP



Grade	MSRP
COM	\$1,778.43
1	\$2,148.79
2	\$2,334.47
3	\$2,579.09
4	\$2,890.30
5	\$3,112.59
6	\$3,335.08
7	\$3,557.38
8	\$3,779.87
9	\$4,113.41

<b>Dimensions</b>	31"H × 39"W × 29.5"D
<b>Weight</b>	75 lbs
<b>Hardware</b>	Platinum steel 4-leg base with nylon glides

## Akt Lounge Corner Chair (Sled Base Black)

AK-CO-292918-RB



<b>Dimensions</b>	31"H × 29.5"W × 29.5"D
<b>Weight</b>	68 lbs
<b>Hardware</b>	Black steel sled base with nylon glides

Grade	MSRP
COM	\$1,526.88
1	\$1,828.33
2	\$1,979.46
3	\$2,178.57
4	\$2,431.88
5	\$2,612.82
6	\$2,793.92
7	\$2,974.85
8	\$3,155.95
9	\$3,427.44

## Akt Lounge Corner Chair (Sled Base Platinum)

AK-CO-292918-RP



<b>Dimensions</b>	31"H × 29.5"W × 29.5"D
<b>Weight</b>	68 lbs
<b>Hardware</b>	Platinum steel sled base with nylon glides

Grade	MSRP
COM	\$1,526.88
1	\$1,828.33
2	\$1,979.46
3	\$2,178.57
4	\$2,431.88
5	\$2,612.82
6	\$2,793.92
7	\$2,974.85
8	\$3,155.95
9	\$3,427.44

## Akt Lounge Corner Chair (4-Leg Base Platinum)

AK-CO-292918-SP



<b>Dimensions</b>	31"H × 29.5"W × 29.5"D
<b>Weight</b>	68 lbs
<b>Hardware</b>	Platinum steel 4-leg base with nylon glides

Grade	MSRP
COM	\$1,526.88
1	\$1,828.33
2	\$1,979.46
3	\$2,178.57
4	\$2,431.88
5	\$2,612.82
6	\$2,793.92
7	\$2,974.85
8	\$3,155.95
9	\$3,427.44

## Akt Lounge Loveseat – Armless (Sled Base Black)

AK-AL-295418-RB



Grade	MSRP
COM	\$1,873.96
1	\$2,278.77
2	\$2,481.72
3	\$2,749.10
4	\$3,089.26
5	\$3,332.23
6	\$3,575.42
7	\$3,818.39
8	\$4,061.58
9	\$4,426.15

<b>Dimensions</b>	31"H × 54"W × 29.5"D
<b>Weight</b>	85 lbs
<b>Hardware</b>	Black steel sled base with nylon glides

## Akt Lounge Loveseat – Armless (Sled Base Platinum)

AK-AL-295418-RP



Grade	MSRP
COM	\$1,873.96
1	\$2,278.77
2	\$2,481.72
3	\$2,749.10
4	\$3,089.26
5	\$3,332.23
6	\$3,575.42
7	\$3,818.39
8	\$4,061.58
9	\$4,426.15

<b>Dimensions</b>	31"H × 54"W × 29.5"D
<b>Weight</b>	85 lbs
<b>Hardware</b>	Platinum steel sled base with nylon glides

## Akt Lounge Loveseat – Armless (4-Leg Base Platinum)

AK-AL-295418-SP



Grade	MSRP
COM	\$1,873.96
1	\$2,278.77
2	\$2,481.72
3	\$2,749.10
4	\$3,089.26
5	\$3,332.23
6	\$3,575.42
7	\$3,818.39
8	\$4,061.58
9	\$4,426.15

<b>Dimensions</b>	31"H × 54"W × 29.5"D
<b>Weight</b>	85 lbs
<b>Hardware</b>	Platinum steel 4-leg base with nylon glides

### Akt Lounge Loveseat – Both Arms (Sled Base Black)

AK-LO-296618-RB



Grade	MSRP
COM	\$2,360.09
1	\$2,911.32
2	\$3,187.68
3	\$3,551.77
4	\$4,014.96
5	\$4,345.82
6	\$4,676.97
7	\$5,007.82
8	\$5,338.98
9	\$5,835.41

<b>Dimensions</b>	31"H × 66"W × 29.5"D
<b>Weight</b>	100 lbs
<b>Hardware</b>	Black steel sled base with nylon glides

### Akt Lounge Loveseat – Both Arms (Sled Base Platinum)

AK-LO-296618-RP



Grade	MSRP
COM	\$2,360.09
1	\$2,911.32
2	\$3,187.68
3	\$3,551.77
4	\$4,014.96
5	\$4,345.82
6	\$4,676.97
7	\$5,007.82
8	\$5,338.98
9	\$5,835.41

<b>Dimensions</b>	31"H × 66"W × 29.5"D
<b>Weight</b>	100 lbs
<b>Hardware</b>	Platinum steel sled base with nylon glides

### Akt Lounge Loveseat – Both Arms (4-Leg Base Platinum)

AK-LO-296618-SP



Grade	MSRP
COM	\$2,360.09
1	\$2,911.32
2	\$3,187.68
3	\$3,551.77
4	\$4,014.96
5	\$4,345.82
6	\$4,676.97
7	\$5,007.82
8	\$5,338.98
9	\$5,835.41

<b>Dimensions</b>	31"H × 66"W × 29.5"D
<b>Weight</b>	100 lbs
<b>Hardware</b>	Platinum steel 4-leg base with nylon glides

## Akt Lounge Sofa – Armless (Sled Base Black)

AK-AL-297818-RB



<b>Dimensions</b>	31"H × 78"W × 29.5"D
<b>Weight</b>	115 lbs
<b>Hardware</b>	Black steel sled base with nylon glides

Grade	MSRP
COM	\$3,018.20
1	\$3,595.26
2	\$3,884.58
3	\$4,265.73
4	\$4,750.64
5	\$5,097.00
6	\$5,443.68
7	\$5,790.04
8	\$6,136.72
9	\$6,656.42

## Akt Lounge Sofa – Armless (Sled Base Platinum)

AK-AL-297818-RP



<b>Dimensions</b>	31"H × 78"W × 29.5"D
<b>Weight</b>	115 lbs
<b>Hardware</b>	Platinum steel sled base with nylon glides

Grade	MSRP
COM	\$3,018.20
1	\$3,595.26
2	\$3,884.58
3	\$4,265.73
4	\$4,750.64
5	\$5,097.00
6	\$5,443.68
7	\$5,790.04
8	\$6,136.72
9	\$6,656.42

## Akt Lounge Sofa – Armless (4-Leg Base Platinum)

AK-AL-297818-SP



<b>Dimensions</b>	31"H × 78"W × 29.5"D
<b>Weight</b>	115 lbs
<b>Hardware</b>	Platinum steel 4-leg base with nylon glides

Grade	MSRP
COM	\$3,018.20
1	\$3,595.26
2	\$3,884.58
3	\$4,265.73
4	\$4,750.64
5	\$5,097.00
6	\$5,443.68
7	\$5,790.04
8	\$6,136.72
9	\$6,656.42

## Akt Lounge Sofa – Both Arms (Sled Base Black)

AK-LO-298718-RB



<b>Dimensions</b>	31"H × 87"W × 29.5"D
<b>Weight</b>	130 lbs
<b>Hardware</b>	Black steel sled base with nylon glides

Grade	MSRP
COM	\$3,573.99
1	\$4,297.47
2	\$4,660.19
3	\$5,138.06
4	\$5,746.00
5	\$6,180.25
6	\$6,614.89
7	\$7,049.13
8	\$7,483.77
9	\$8,135.34

## Akt Lounge Sofa – Both Arms (Sled Base Platinum)

AK-LO-298718-RP



<b>Dimensions</b>	31"H × 87"W × 29.5"D
<b>Weight</b>	130 lbs
<b>Hardware</b>	Platinum steel sled base with nylon glides

Grade	MSRP
COM	\$3,573.99
1	\$4,297.47
2	\$4,660.19
3	\$5,138.06
4	\$5,746.00
5	\$6,180.25
6	\$6,614.89
7	\$7,049.13
8	\$7,483.77
9	\$8,135.34

## Akt Lounge Sofa – Both Arms (4-Leg Base Platinum)

AK-LO-298718-SP




<b>Dimensions</b>	31"H × 87"W × 29.5"D
<b>Weight</b>	130 lbs
<b>Hardware</b>	Platinum steel 4-leg base with nylon glides

Grade	MSRP
COM	\$3,573.99
1	\$4,297.47
2	\$4,660.19
3	\$5,138.06
4	\$5,746.00
5	\$6,180.25
6	\$6,614.89
7	\$7,049.13
8	\$7,483.77
9	\$8,135.34

### Akt Lounge Single Bench (Sled Base Black)

AK-BN-292918-RB



**Dimensions** | 17"H x 29.5"W x 29.5"D  
**Weight** | 30 lbs  
**Hardware** | Black steel sled base with nylon glides

Grade	MSRP
COM	\$996.30
1	\$1,151.34
2	\$1,229.06
3	\$1,331.46
4	\$1,461.74
5	\$1,554.79
6	\$1,647.93
7	\$1,740.98
8	\$1,834.11
9	\$1,973.74

### Akt Lounge Single Bench (Sled Base Platinum)

AK-BN-292918-RP



**Dimensions** | 17"H x 29.5"W x 29.5"D  
**Weight** | 30 lbs  
**Hardware** | Platinum steel sled base with nylon glides

Grade	MSRP
COM	\$996.30
1	\$1,151.34
2	\$1,229.06
3	\$1,331.46
4	\$1,461.74
5	\$1,554.79
6	\$1,647.93
7	\$1,740.98
8	\$1,834.11
9	\$1,973.74

### Akt Lounge Single Bench (4-Leg Base Platinum)

AK-BN-292918-SP



**Dimensions** | 17"H x 29.5"W x 29.5"D  
**Weight** | 30 lbs  
**Hardware** | Platinum steel 4-leg base with nylon glides

Grade	MSRP
COM	\$996.30
1	\$1,151.34
2	\$1,229.06
3	\$1,331.46
4	\$1,461.74
5	\$1,554.79
6	\$1,647.93
7	\$1,740.98
8	\$1,834.11
9	\$1,973.74



### Akt Lounge Loveseat Bench (Sled Base Black)

AK-BN-295418-RB



Grade	MSRP
COM	\$1,406.32
1	\$1,621.64
2	\$1,729.59
3	\$1,871.81
4	\$2,052.75
5	\$2,181.99
6	\$2,311.35
7	\$2,440.58
8	\$2,569.94
9	\$2,763.86

<b>Dimensions</b>	17"H x 54"W x 29.5"D
<b>Weight</b>	68 lbs
<b>Hardware</b>	Black steel sled base with nylon glides

### Akt Lounge Loveseat Bench (Sled Base Platinum)

AK-BN-295418-RP



Grade	MSRP
COM	\$1,406.32
1	\$1,621.64
2	\$1,729.59
3	\$1,871.81
4	\$2,052.75
5	\$2,181.99
6	\$2,311.35
7	\$2,440.58
8	\$2,569.94
9	\$2,763.86

<b>Dimensions</b>	17"H x 54"W x 29.5"D
<b>Weight</b>	68 lbs
<b>Hardware</b>	Platinum steel sled base with nylon glides

### Akt Lounge Loveseat Bench (4-Leg Base Platinum)

AK-BN-295418-SP




Grade	MSRP
COM	\$1,406.32
1	\$1,621.64
2	\$1,729.59
3	\$1,871.81
4	\$2,052.75
5	\$2,181.99
6	\$2,311.35
7	\$2,440.58
8	\$2,569.94
9	\$2,763.86

<b>Dimensions</b>	17"H x 54"W x 29.5"D
<b>Weight</b>	68 lbs
<b>Hardware</b>	Platinum steel 4-leg base with nylon glides

## Akt Lounge Sofa Bench (Sled Base Black)

AK-BN-297818-RB




Grade	MSRP
COM	\$2,218.99
1	\$2,494.61
2	\$2,632.79
3	\$2,814.83
4	\$3,046.43
5	\$3,211.85
6	\$3,377.43
7	\$3,542.86
8	\$3,708.44
9	\$3,956.65

<b>Dimensions</b>	17"H × 78"W × 29.5"D
<b>Weight</b>	80 lbs
<b>Hardware</b>	Black steel sled base with nylon glides

## Akt Lounge Sofa Bench (Sled Base Platinum)

AK-BN-297818-RP




Grade	MSRP
COM	\$2,218.99
1	\$2,494.61
2	\$2,632.79
3	\$2,814.83
4	\$3,046.43
5	\$3,211.85
6	\$3,377.43
7	\$3,542.86
8	\$3,708.44
9	\$3,956.65

<b>Dimensions</b>	17"H × 78"W × 29.5"D
<b>Weight</b>	80 lbs
<b>Hardware</b>	Platinum steel sled base with nylon glides

## Akt Lounge Sofa Bench (4-Leg Base Platinum)

AK-BN-297818-SP



Grade	MSRP
COM	\$2,218.99
1	\$2,494.61
2	\$2,632.79
3	\$2,814.83
4	\$3,046.43
5	\$3,211.85
6	\$3,377.43
7	\$3,542.86
8	\$3,708.44
9	\$3,956.65

<b>Dimensions</b>	17"H × 78"W × 29.5"D
<b>Weight</b>	80 lbs
<b>Hardware</b>	Platinum steel 4-leg base with nylon glides

## Akt Lounge High Back Chair (Sled Base Black)

AK-HB-293718-RB



Grade	MSRP
COM	\$3,744.14
1	\$4,519.30
2	\$4,907.93
3	\$5,419.93
4	\$6,071.30
5	\$6,536.56
6	\$7,002.25
7	\$7,467.51
8	\$7,933.19
9	\$8,631.30

<b>Dimensions</b>	57"H x 37"W x 29.5"D
<b>Weight</b>	70 lbs
<b>Hardware</b>	Black steel sled base with nylon glides

## Akt Lounge High Back Chair (Sled Base Platinum)

AK-HB-293718-RP



Grade	MSRP
COM	\$3,744.14
1	\$4,519.30
2	\$4,907.93
3	\$5,419.93
4	\$6,071.30
5	\$6,536.56
6	\$7,002.25
7	\$7,467.51
8	\$7,933.19
9	\$8,631.30

<b>Dimensions</b>	57"H x 37"W x 29.5"D
<b>Weight</b>	70 lbs
<b>Hardware</b>	Platinum steel sled base with nylon glides

## Akt Lounge High Back Chair (4-Leg Base Platinum)

AK-HB-293718-SP



Grade	MSRP
COM	\$3,744.14
1	\$4,519.30
2	\$4,907.93
3	\$5,419.93
4	\$6,071.30
5	\$6,536.56
6	\$7,002.25
7	\$7,467.51
8	\$7,933.19
9	\$8,631.30

<b>Dimensions</b>	57"H x 37"W x 29.5"D
<b>Weight</b>	70 lbs
<b>Hardware</b>	Platinum steel 4-leg base with nylon glides

## Akt Lounge High Back Loveseat (Sled Base Black)

AK-HB-295918-RB



Grade	MSRP
COM	\$3,851.51
1	\$4,712.80
2	\$5,144.61
3	\$5,713.50
4	\$6,437.24
5	\$6,954.20
6	\$7,471.63
7	\$7,988.58
8	\$8,506.01
9	\$9,281.68

<b>Dimensions</b>	57"H × 37"W × 29.5"D
<b>Weight</b>	90 lbs
<b>Hardware</b>	Black steel sled base with nylon glides

## Akt Lounge High Back Loveseat (Sled Base Platinum)

AK-HB-295918-RP



Grade	MSRP
COM	\$3,851.51
1	\$4,712.80
2	\$5,144.61
3	\$5,713.50
4	\$6,437.24
5	\$6,954.20
6	\$7,471.63
7	\$7,988.58
8	\$8,506.01
9	\$9,281.68

<b>Dimensions</b>	57"H × 37"W × 29.5"D
<b>Weight</b>	90 lbs
<b>Hardware</b>	Platinum steel sled base with nylon glides

## Akt Lounge High Back Loveseat (4-Leg Base Platinum)

AK-HB-295918-SP



Grade	MSRP
COM	\$3,851.51
1	\$4,712.80
2	\$5,144.61
3	\$5,713.50
4	\$6,437.24
5	\$6,954.20
6	\$7,471.63
7	\$7,988.58
8	\$8,506.01
9	\$9,281.68

<b>Dimensions</b>	57"H × 37"W × 29.5"D
<b>Weight</b>	90 lbs
<b>Hardware</b>	Platinum steel 4-leg base with nylon glides

## Phoeby Outdoor Chair – Armless

PBA0N1L



Outdoor fabric options on p. 15

<b>Dimensions</b>	35"H × 22"W × 31"D
<b>Weight</b>	50 lbs
<b>Hardware</b>	Outdoor-safe aluminum post legs

**Base MSRP**

\$1,172.00

## Phoeby Outdoor Chair – Left Arm

PBA0L1L



Outdoor fabric options on p. 15

<b>Dimensions</b>	35"H × 30"W × 31"D
<b>Weight</b>	55 lbs
<b>Hardware</b>	Outdoor-safe aluminum post legs

**Base MSRP**

\$1,773.00

## Phoeby Outdoor Chair – Right Arm

PBA0R1L



Outdoor fabric options on p. 15

<b>Dimensions</b>	35"H × 30"W × 31"D
<b>Weight</b>	55 lbs
<b>Hardware</b>	Outdoor-safe aluminum post legs

**Base MSRP**

\$1,773.00

## Phoeby Outdoor Chair – Both Arms

PBA0B1L



Outdoor fabric options on p. 15

<b>Dimensions</b>	35"H × 38"W × 31"D
<b>Weight</b>	60 lbs
<b>Hardware</b>	Outdoor-safe aluminum post legs

**Base MSRP**

\$2,374.00

## Phoeby Outdoor Loveseat – Armless

PBA1N1L



Outdoor fabric options on p. 15

<b>Dimensions</b>	35"H × 45"W × 31"D
<b>Weight</b>	80 lbs
<b>Hardware</b>	Outdoor-safe aluminum post legs

**Base MSRP**

\$1,437.00

## Phoeby Outdoor Loveseat – Left Arm

PBA1L1L



Outdoor fabric options on p. 15

<b>Dimensions</b>	35"H × 53"W × 31"D
<b>Weight</b>	85 lbs
<b>Hardware</b>	Outdoor-safe aluminum post legs

**Base MSRP**

\$2,038.00

## Phoeby Outdoor Loveseat – Right Arm

PBA1R1L



Outdoor fabric options on p. 15

<b>Dimensions</b>	35"H × 53"W × 31"D
<b>Weight</b>	85 lbs
<b>Hardware</b>	Outdoor-safe aluminum post legs

**Base MSRP**

\$2,038.00

## Phoeby Outdoor Loveseat – Both Arms

PBA1B1L



Outdoor fabric options on p. 15

<b>Dimensions</b>	35"H × 61"W × 31"D
<b>Weight</b>	90 lbs
<b>Hardware</b>	Outdoor-safe aluminum post legs

**Base MSRP**

\$2,640.00

## Phoeby Outdoor Sofa – Armless

PBA2N1L



Outdoor fabric options on p. 15

<b>Dimensions</b>	35"H × 60"W × 31"D
<b>Weight</b>	110 lbs
<b>Hardware</b>	Outdoor-safe aluminum post legs

**Base MSRP**

\$1,898.00

## Phoeby Outdoor Sofa – Left Arm

PBA2L1L



Outdoor fabric options on p. 15

<b>Dimensions</b>	35"H × 68"W × 31"D
<b>Weight</b>	115 lbs
<b>Hardware</b>	Outdoor-safe aluminum post legs

**Base MSRP**

\$2,499.00

## Phoeby Outdoor Sofa – Right Arm

PBA2R1L



Outdoor fabric options on p. 15

<b>Dimensions</b>	35"H × 68"W × 31"D
<b>Weight</b>	115 lbs
<b>Hardware</b>	Outdoor-safe aluminum post legs

**Base MSRP**

\$2,499.00

## Phoeby Outdoor Sofa – Both Arms

PBA2B1L



Outdoor fabric options on p. 15

<b>Dimensions</b>	35"H × 76"W × 31"D
<b>Weight</b>	120 lbs
<b>Hardware</b>	Outdoor-safe aluminum post legs

**Base MSRP**

\$3,100.00

### Phoeby Outdoor Outside Curve Chair – Armless

PBA3N1L



Outdoor fabric options on p. 15

<b>Dimensions</b>	35"H × 33.8"W × 31"D
<b>Weight</b>	55 lbs
<b>Hardware</b>	Outdoor-safe aluminum post legs

**Base MSRP**

\$1,215.00

### Phoeby Outdoor Outside Curve Chair – Left Arm

PBA3L1L



Outdoor fabric options on p. 15

<b>Dimensions</b>	35"H × 41.8"W × 31"D
<b>Weight</b>	60 lbs
<b>Hardware</b>	Outdoor-safe aluminum post legs

**Base MSRP**

\$1,816.00

### Phoeby Outdoor Outside Curve Chair – Right Arm

PBA3R1L



Outdoor fabric options on p. 15

<b>Dimensions</b>	35"H × 41.8"W × 31"D
<b>Weight</b>	65 lbs
<b>Hardware</b>	Outdoor-safe aluminum post legs

**Base MSRP**

\$1,816.00

### Phoeby Outdoor Outside Curve Chair – Both Arms

PBA3B1L



Outdoor fabric options on p. 15

<b>Dimensions</b>	35"H × 49.8"W × 31"D
<b>Weight</b>	65 lbs
<b>Hardware</b>	Outdoor-safe aluminum post legs

**Base MSRP**

\$2,418.00



### Phoeby Outdoor Outside Curve Loveseat – Armless

PBA4N1L



Outdoor fabric options on p. 15

<b>Dimensions</b>	35"H × 46.5"W × 31"D
<b>Weight</b>	90 lbs
<b>Hardware</b>	Outdoor-safe aluminum post legs

**Base MSRP**

\$1,369.00

### Phoeby Outdoor Outside Curve Loveseat – Left Arm

PBA4L1L



Outdoor fabric options on p. 15

<b>Dimensions</b>	35"H × 54.5"W × 31"D
<b>Weight</b>	95 lbs
<b>Hardware</b>	Outdoor-safe aluminum post legs

**Base MSRP**

\$1,971.00

### Phoeby Outdoor Outside Curve Loveseat – Right Arm

PBA4R1L



Outdoor fabric options on p. 15

<b>Dimensions</b>	35"H × 54.5"W × 31"D
<b>Weight</b>	95 lbs
<b>Hardware</b>	Outdoor-safe aluminum post legs

**Base MSRP**

\$1,971.00

### Phoeby Outdoor Outside Curve Loveseat – Both Arms

PBA4B1L



Outdoor fabric options on p. 15

<b>Dimensions</b>	35"H × 62.5"W × 31"D
<b>Weight</b>	100 lbs
<b>Hardware</b>	Outdoor-safe aluminum post legs

**Base MSRP**

\$2,572.00

## Phoeby Outdoor Inside Curve Chair – Armless

PBA5N1L



Outdoor fabric options on p. 15

<b>Dimensions</b>	35"H × 33.8"W × 31"D
<b>Weight</b>	55 lbs
<b>Hardware</b>	Outdoor-safe aluminum post legs

**Base MSRP**

\$1,218.00

## Phoeby Outdoor Inside Curve Loveseat – Armless

PBA6N1L



Outdoor fabric options on p. 15

<b>Dimensions</b>	35"H × 46.5"W × 31"D
<b>Weight</b>	90 lbs
<b>Hardware</b>	Outdoor-safe aluminum post legs

**Base MSRP**

\$1,462.00

## Phoeby Outdoor Ottoman – Small

PBA7N1L



Outdoor fabric options on p. 15

<b>Dimensions</b>	18"H × 18"W × 18"D
<b>Weight</b>	15 lbs
<b>Hardware</b>	Outdoor-safe aluminum post legs

**Base MSRP**

\$639.00

## Phoeby Outdoor Ottoman – Medium

PBA8N1L



Outdoor fabric options on p. 15

<b>Dimensions</b>	18"H × 22"W × 31"D
<b>Weight</b>	40 lbs
<b>Hardware</b>	Outdoor-safe aluminum post legs

**Base MSRP**

\$813.00

## Phoeby Outdoor Ottoman – Large

PBA9N1L



Outdoor fabric options on p. 15

<b>Dimensions</b>	18"H × 45"W × 31"D
<b>Weight</b>	65 lbs
<b>Hardware</b>	Outdoor-safe aluminum post legs

**Base MSRP**

\$915.00

## Soft Sway Rocking Chair (Small)

7000RC-VX



<b>Dimensions</b>	26"H × 21"W × 26.5"D
<b>Weight</b>	35 lbs
<b>Hardware</b>	Nylon rocking glides

Grade	MSRP
COM	\$749.60
1	\$962.12
2	\$1,070.69
3	\$1,211.60
4	\$1,390.62
5	\$1,519.98
6	\$1,648.19
7	\$1,776.39
8	\$1,904.60
9	\$2,097.48

## Soft Sway Rocking Chair (Large)

1000RC-VX



<b>Dimensions</b>	30.5"H × 22.5"W × 29"D
<b>Weight</b>	50 lbs
<b>Hardware</b>	Nylon rocking glides

Grade	MSRP
COM	\$921.69
1	\$1,198.89
2	\$1,337.49
3	\$1,522.29
4	\$1,755.60
5	\$1,921.92
6	\$2,089.40
7	\$2,255.72
8	\$2,423.19
9	\$2,671.52

## Kids Single Bench

7000B



<b>Dimensions</b>	15"H x 19.5"W x 24.5"D
<b>Weight</b>	28 lbs
<b>Hardware</b>	Brushed metal legs

Grade	MSRP
COM	\$731.07
1	\$799.39
2	\$841.48
3	\$867.46
4	\$953.56
5	\$1,003.60
6	\$1,083.92
7	\$1,139.89
8	\$1,187.84
9	\$1,215.95

## Kids Single Bench – Table Top

7000T



<b>Dimensions</b>	12.8"H x 19.5"W x 24.5"D
<b>Weight</b>	37 lbs
<b>Hardware</b>	Brushed metal legs

Grade	MSRP
COM	\$775.53
1	\$826.77
2	\$858.32
3	\$877.80
4	\$942.39
5	\$979.90
6	\$1,040.17
7	\$1,082.16
8	\$1,118.11
9	\$1,139.20

## Kids Chair – Armless

7000C



<b>Dimensions</b>	29"H × 19.5"W × 24.5"D
<b>Weight</b>	41 lbs
<b>Hardware</b>	Brushed metal legs

Grade	MSRP
COM	\$858.00
1	\$960.52
2	\$1,023.64
3	\$1,062.61
4	\$1,191.73
5	\$1,266.82
6	\$1,387.31
7	\$1,471.23
8	\$1,543.18
9	\$1,585.33

## Kids Chair – Right Arm

7000CRH



<b>Dimensions</b>	29"H × 22.9"W × 24.5"D
<b>Weight</b>	56 lbs
<b>Hardware</b>	Brushed metal legs

Grade	MSRP
COM	\$1,003.49
1	\$1,167.84
2	\$1,224.94
3	\$1,347.82
4	\$1,481.88
5	\$1,589.43
6	\$1,762.13
7	\$1,882.47
8	\$1,985.57
9	\$2,045.99

## Kids Chair – Left Arm

7000CLH



<b>Dimensions</b>	29"H × 22.9"W × 24.5"D
<b>Weight</b>	56 lbs
<b>Hardware</b>	Brushed metal legs

Grade	MSRP
COM	\$1,003.49
1	\$1,167.84
2	\$1,224.94
3	\$1,347.82
4	\$1,481.88
5	\$1,589.43
6	\$1,762.13
7	\$1,882.47
8	\$1,985.57
9	\$2,045.99

## Kids Chair – Both Arms

7000CLR



<b>Dimensions</b>	29"H × 26.3"W × 24.5"D
<b>Weight</b>	70 lbs
<b>Hardware</b>	Brushed metal legs

Grade	MSRP
COM	\$1,204.74
1	\$1,429.15
2	\$1,507.11
3	\$1,674.93
4	\$1,857.98
5	\$2,004.86
6	\$2,240.71
7	\$2,405.02
8	\$2,545.81
9	\$2,628.34

## Kids Chair – Armless + Mobility Package

7000CM



<b>Dimensions</b>	29"H × 19.5"W × 24.5"D
<b>Weight</b>	43 lbs
<b>Hardware</b>	Brushed metal legs

<b>Grade</b>	<b>MSRP</b>
COM	\$914.38
1	\$1,016.90
2	\$1,080.01
3	\$1,118.99
4	\$1,248.10
5	\$1,323.19
6	\$1,443.68
7	\$1,527.60
8	\$1,599.57
9	\$1,641.71



## Kids Loveseat – Armless

7500C



Grade	MSRP
COM	\$1,564.32
1	\$1,733.01
2	\$1,791.60
3	\$1,907.50
4	\$2,055.41
5	\$2,165.81
6	\$2,343.01
7	\$2,466.62
8	\$2,572.46
9	\$2,634.52

<b>Dimensions</b>	29"H × 39"W × 24.5"D
<b>Weight</b>	82 lbs
<b>Hardware</b>	Brushed metal legs

## Kids Loveseat – Right Arm

7500CRH



Grade	MSRP
COM	\$1,752.45
1	\$1,932.44
2	\$1,994.94
3	\$2,118.50
4	\$2,276.30
5	\$2,394.08
6	\$2,583.05
7	\$2,714.93
8	\$2,827.86
9	\$2,894.02

<b>Dimensions</b>	29"H × 42.4"W × 24.5"D
<b>Weight</b>	97 lbs
<b>Hardware</b>	Brushed metal legs

## Kids Loveseat – Left Arm

7500CLH



Grade	MSRP
COM	\$1,752.45
1	\$1,932.44
2	\$1,994.94
3	\$2,118.50
4	\$2,276.30
5	\$2,394.08
6	\$2,583.05
7	\$2,714.93
8	\$2,827.86
9	\$2,894.02

<b>Dimensions</b>	29"H × 42.4"W × 24.5"D
<b>Weight</b>	97 lbs
<b>Hardware</b>	Brushed metal legs

## Kids Loveseat – Both Arms

7500CLR



Grade	MSRP
COM	\$1,805.65
1	\$2,030.56
2	\$2,108.70
3	\$2,263.18
4	\$2,460.39
5	\$2,607.66
6	\$2,843.89
7	\$3,008.73
8	\$3,149.86
9	\$3,232.60

<b>Dimensions</b>	29"H × 45.8"W × 24.5"D
<b>Weight</b>	111 lbs
<b>Hardware</b>	Brushed metal legs

## Kids Square Corner Bench – Table Top

8500SBT



<b>Dimensions</b>	12.5"H x 42.8"W x 28"D
<b>Weight</b>	67 lbs
<b>Hardware</b>	Brushed metal legs

Grade	MSRP
COM	\$1,086.65
1	\$1,161.62
2	\$1,187.64
3	\$1,239.15
4	\$1,304.86
5	\$1,353.96
6	\$1,432.74
7	\$1,487.66
8	\$1,534.73
9	\$1,562.29

## Kids Round Corner Bench – Table Top

8500RBT




<b>Dimensions</b>	12.5"H x 42.8"W x 28"D
<b>Weight</b>	62 lbs
<b>Hardware</b>	Brushed metal legs

Grade	MSRP
COM	\$1,066.14
1	\$1,141.12
2	\$1,167.16
3	\$1,218.67
4	\$1,284.38
5	\$1,333.46
6	\$1,412.25
7	\$1,467.18
8	\$1,514.23
9	\$1,541.82

## Kids 22.5° Curve Bench

8000B



<b>Dimensions</b>	15"H × 26.8"W × 24.5"D
<b>Weight</b>	30 lbs
<b>Hardware</b>	Brushed metal legs

Grade	MSRP
COM	\$793.42
1	\$912.97
2	\$986.60
3	\$1,032.06
4	\$1,182.74
5	\$1,270.29
6	\$1,410.90
7	\$1,508.85
8	\$1,592.76
9	\$1,641.96

## Kids 22.5° Wedge Bench – Table Top

8000T



<b>Dimensions</b>	12.8"H × 26.8"W × 24.5"D
<b>Weight</b>	39 lbs
<b>Hardware</b>	Brushed metal legs

Grade	MSRP
COM	\$1,069.48
1	\$1,149.07
2	\$1,198.11
3	\$1,228.38
4	\$1,328.68
5	\$1,386.97
6	\$1,480.56
7	\$1,545.76
8	\$1,601.62
9	\$1,634.38

## Kids 22.5° Inside Wedge Chair – Armless

8000CIB



<b>Dimensions</b>	29"H × 26.8"W × 24.5"D
<b>Weight</b>	41 lbs
<b>Hardware</b>	Brushed metal legs

Grade	MSRP
COM	\$1,032.06
1	\$1,185.81
2	\$1,280.48
3	\$1,338.93
4	\$1,532.69
5	\$1,645.23
6	\$1,826.00
7	\$1,951.90
8	\$2,059.82
9	\$2,123.06

## Kids 22.5° Inside Wedge Chair – Right Arm

8000CIBRH



<b>Dimensions</b>	29"H × 30.1"W × 24.5"D
<b>Weight</b>	56 lbs
<b>Hardware</b>	Brushed metal legs

Grade	MSRP
COM	\$1,323.03
1	\$1,544.69
2	\$1,621.70
3	\$1,787.46
4	\$1,968.26
5	\$2,113.39
6	\$2,346.32
7	\$2,508.59
8	\$2,647.69
9	\$2,729.20

## Kids 22.5° Inside Wedge Chair – Left Arm

8000CIBLH



<b>Dimensions</b>	29"H × 30.1"W × 24.5"D
<b>Weight</b>	56 lbs
<b>Hardware</b>	Brushed metal legs

Grade	MSRP
COM	\$1,323.03
1	\$1,544.69
2	\$1,621.70
3	\$1,787.46
4	\$1,968.26
5	\$2,113.39
6	\$2,346.32
7	\$2,508.59
8	\$2,647.69
9	\$2,729.20

## Kids 22.5° Outside Wedge Chair – Armless

8000COB



<b>Dimensions</b>	29"H × 26.8"W × 24.5"D
<b>Weight</b>	43 lbs
<b>Hardware</b>	Brushed metal legs

Grade	MSRP
COM	\$1,015.65
1	\$1,152.29
2	\$1,236.48
3	\$1,288.43
4	\$1,460.62
5	\$1,560.69
6	\$1,721.36
7	\$1,833.27
8	\$1,929.18
9	\$1,985.41

## Kids 22.5° Outside Wedge Chair – Right Arm

8000COBRH



<b>Dimensions</b>	29"H × 30.1"W × 24.5"D
<b>Weight</b>	56 lbs
<b>Hardware</b>	Brushed metal legs

Grade	MSRP
COM	\$1,161.14
1	\$1,363.66
2	\$1,434.03
3	\$1,585.49
4	\$1,750.72
5	\$1,883.31
6	\$2,096.18
7	\$2,244.47
8	\$2,371.58
9	\$2,446.08

## Kids 22.5° Outside Wedge Chair – Left Arm

800COBLH



<b>Dimensions</b>	29"H × 30.1"W × 24.5"D
<b>Weight</b>	56 lbs
<b>Hardware</b>	Brushed metal legs

Grade	MSRP
COM	\$1,161.14
1	\$1,363.66
2	\$1,434.03
3	\$1,585.49
4	\$1,750.72
5	\$1,883.31
6	\$2,096.18
7	\$2,244.47
8	\$2,371.58
9	\$2,446.08

## Elevate Steps 2-Tier Straight Seat

TS1001



<b>Dimensions</b>	35"H × 37"W × 41"D
<b>Weight</b>	100 lbs
<b>Hardware</b>	Nylon glides

Grade	MSRP
COM	\$1,432.56
1	\$1,916.75
2	\$2,159.56
3	\$2,479.46
4	\$2,886.57
5	\$3,177.37
6	\$3,468.18
7	\$3,758.98
8	\$4,049.79
9	\$4,485.99

## Elevate Steps 3-Tier Straight Seat

TS1002



<b>Dimensions</b>	35"H × 37"W × 41"D
<b>Weight</b>	105 lbs
<b>Hardware</b>	Nylon glides

Grade	MSRP
COM	\$1,568.01
1	\$2,052.19
2	\$2,295.02
3	\$2,614.90
4	\$3,022.03
5	\$3,312.83
6	\$3,603.63
7	\$3,894.44
8	\$4,185.24
9	\$4,621.44

## Elevate Steps 2-Tier Outside Wedge

TS1003



<b>Dimensions</b>	35"H × 37"W × 41"D
<b>Weight</b>	100 lbs
<b>Hardware</b>	Nylon glides

Grade	MSRP
COM	\$1,670.49
1	\$2,198.69
2	\$2,463.58
3	\$2,812.56
4	\$3,256.68
5	\$3,573.93
6	\$3,891.16
7	\$4,208.40
8	\$4,525.65
9	\$5,001.51

## Elevate Steps 3-Tier Outside Wedge

TS1004



<b>Dimensions</b>	35"H × 37"W × 41"D
<b>Weight</b>	110 lbs
<b>Hardware</b>	Nylon glides

Grade	MSRP
COM	\$1,799.33
1	\$2,327.53
2	\$2,592.44
3	\$2,941.39
4	\$3,385.53
5	\$3,702.77
6	\$4,020.02
7	\$4,337.25
8	\$4,654.49
9	\$5,130.35

## Elevate Steps 2-Tier Inside Wedge

TS1005



<b>Dimensions</b>	35"H × 37"W × 41"D
<b>Weight</b>	110 lbs
<b>Hardware</b>	Nylon glides

Grade	MSRP
COM	\$1,670.49
1	\$2,198.69
2	\$2,463.58
3	\$2,812.56
4	\$3,256.68
5	\$3,573.93
6	\$3,891.16
7	\$4,208.40
8	\$4,525.65
9	\$5,001.51

## Elevate Steps 3-Tier Inside Wedge

TS1006




<b>Dimensions</b>	35"H × 37"W × 41"D
<b>Weight</b>	110 lbs
<b>Hardware</b>	Nylon glides

Grade	MSRP
COM	\$1,799.33
1	\$2,327.53
2	\$2,592.44
3	\$2,941.39
4	\$3,385.53
5	\$3,702.77
6	\$4,020.02
7	\$4,337.25
8	\$4,654.49
9	\$5,130.35

## Elevate Steps 2-Tier Inside Corner

TS1007



<b>Dimensions</b>	35"H × 41"W × 41"D
<b>Weight</b>	115 lbs
<b>Hardware</b>	Nylon glides

Grade	MSRP
COM	\$1,498.64
1	\$2,026.84
2	\$2,291.74
3	\$2,640.70
4	\$3,084.84
5	\$3,402.08
6	\$3,719.32
7	\$4,036.56
8	\$4,353.80
9	\$4,829.66

## Elevate Steps 2-Tier Outside Corner

TS1008



<b>Dimensions</b>	35"H × 41"W × 41"D
<b>Weight</b>	115 lbs
<b>Hardware</b>	Nylon glides

Grade	MSRP
COM	\$1,625.22
1	\$2,153.42
2	\$2,418.32
3	\$2,767.28
4	\$3,211.42
5	\$3,528.66
6	\$3,845.90
7	\$4,163.14
8	\$4,480.38
9	\$4,956.24

## Elevate Steps 2-Tier Inside 45° Wedge

TS1009



Grade	MSRP
COM	\$1,670.49
1	\$2,198.69
2	\$2,463.58
3	\$2,812.56
4	\$3,256.68
5	\$3,573.93
6	\$3,891.16
7	\$4,208.40
8	\$4,525.65
9	\$5,001.51

<b>Dimensions</b>	35"H × 43"W × 41"D
<b>Weight</b>	100 lbs
<b>Hardware</b>	Nylon glides

## Elevate Steps 3-Tier Inside 45° Wedge

TS1010



Grade	MSRP
COM	\$1,799.33
1	\$2,327.53
2	\$2,592.44
3	\$2,941.39
4	\$3,385.53
5	\$3,702.77
6	\$4,020.02
7	\$4,337.25
8	\$4,654.49
9	\$5,130.35

<b>Dimensions</b>	35"H × 43"W × 41"D
<b>Weight</b>	110 lbs
<b>Hardware</b>	Nylon glides

## Elevate Steps 2-Tier Outside 45° Wedge

TS1011



Grade	MSRP
COM	\$1,670.49
1	\$2,198.69
2	\$2,463.58
3	\$2,812.56
4	\$3,256.68
5	\$3,573.93
6	\$3,891.16
7	\$4,208.40
8	\$4,525.65
9	\$5,001.51

<b>Dimensions</b>	35"H × 43"W × 41"D
<b>Weight</b>	100 lbs
<b>Hardware</b>	Nylon glides

## Elevate Steps 3-Tier Outside 45° Wedge

TS1012



Grade	MSRP
COM	\$1,799.33
1	\$2,327.53
2	\$2,592.44
3	\$2,941.39
4	\$3,385.53
5	\$3,702.77
6	\$4,020.02
7	\$4,337.25
8	\$4,654.49
9	\$5,130.35

<b>Dimensions</b>	35"H × 43"W × 41"D
<b>Weight</b>	110 lbs
<b>Hardware</b>	Nylon glides



## Elevate Wind Lounge Chair

TS1020



<b>Dimensions</b>	30"H × 20"W × 30"D
<b>Weight</b>	77 lbs
<b>Hardware</b>	Nylon glides

Grade	MSRP
COM	\$1,111.13
1	\$1,309.22
2	\$1,408.55
3	\$1,539.41
4	\$1,705.96
5	\$1,824.92
6	\$1,943.89
7	\$2,062.85
8	\$2,181.82
9	\$2,360.27

## Elevate Wind 2-Sided Lounge Chair

TS1021



<b>Dimensions</b>	30"H × 20"W × 50"D
<b>Weight</b>	115 lbs
<b>Hardware</b>	Nylon glides

Grade	MSRP
COM	\$1,701.35
1	\$2,009.47
2	\$2,164.00
3	\$2,367.55
4	\$2,626.65
5	\$2,811.70
6	\$2,996.75
7	\$3,181.82
8	\$3,366.86
9	\$3,644.45

## Elevate Wind 1-½ Seat Lounge Chair

TS1022



<b>Dimensions</b>	30"H × 30"W × 30"D
<b>Weight</b>	115 lbs
<b>Hardware</b>	Nylon glides

Grade	MSRP
COM	\$1,434.72
1	\$1,725.24
2	\$1,870.92
3	\$2,062.85
4	\$2,307.13
5	\$2,481.61
6	\$2,656.09
7	\$2,830.58
8	\$3,005.06
9	\$3,266.78

## Elevate Wind 2-Sided 1-½ Seat Lounge Chair

TS1023



<b>Dimensions</b>	30"H × 30"W × 50"D
<b>Weight</b>	155 lbs
<b>Hardware</b>	Nylon glides

Grade	MSRP
COM	\$2,203.50
1	\$2,599.65
2	\$2,798.32
3	\$3,060.05
4	\$3,393.15
5	\$3,631.08
6	\$3,869.01
7	\$4,106.94
8	\$4,344.87
9	\$4,701.76

## Elevate Wind Loveseat

TS1024



Grade	MSRP
COM	\$1,757.93
1	\$2,118.88
2	\$2,299.88
3	\$2,538.35
4	\$2,841.83
5	\$3,058.62
6	\$3,275.39
7	\$3,492.18
8	\$3,708.96
9	\$4,034.13

<b>Dimensions</b>	30"H × 40"W × 30"D
<b>Weight</b>	145 lbs
<b>Hardware</b>	Nylon glides

## Elevate Wind 2-Sided Loveseat

TS1025



Grade	MSRP
COM	\$2,713.25
1	\$3,285.47
2	\$3,572.44
3	\$3,950.49
4	\$4,431.64
5	\$4,775.30
6	\$5,118.98
7	\$5,462.66
8	\$5,806.34
9	\$6,321.84

<b>Dimensions</b>	30"H × 40"W × 50"D
<b>Weight</b>	195 lbs
<b>Hardware</b>	Nylon glides

## Elevate Wind Corner Lounge Chair

TS1026



Grade	MSRP
COM	\$1,644.09
1	\$2,040.25
2	\$2,238.92
3	\$2,500.64
4	\$2,833.74
5	\$3,071.67
6	\$3,309.60
7	\$3,547.53
8	\$3,785.46
9	\$4,142.36

<b>Dimensions</b>	30"H × 30"W × 30"D
<b>Weight</b>	97 lbs
<b>Hardware</b>	Nylon glides

## Elevate Wind Sofa

TS1027



Grade	MSRP
COM	\$2,401.41
1	\$2,907.60
2	\$3,161.46
3	\$3,495.89
4	\$3,921.51
5	\$4,225.53
6	\$4,529.55
7	\$4,833.58
8	\$5,137.61
9	\$5,593.63

<b>Dimensions</b>	30"H × 60"W × 30"D
<b>Weight</b>	231 lbs
<b>Hardware</b>	Nylon glides

## Elevate Wind 1-½ Seat Bench

TS1028



Grade	MSRP
COM	\$737.58
1	\$979.68
2	\$1,101.10
3	\$1,261.03
4	\$1,464.58
5	\$1,609.99
6	\$1,755.40
7	\$1,900.80
8	\$2,046.20
9	\$2,264.30

<b>Dimensions</b>	18"H × 30"W × 20"D
<b>Weight</b>	80 lbs
<b>Hardware</b>	Nylon glides

## Elevate Wind 2-Seat Bench

TS1029



Grade	MSRP
COM	\$903.19
1	\$1,167.29
2	\$1,299.74
3	\$1,474.22
4	\$1,696.29
5	\$1,854.91
6	\$2,013.53
7	\$2,172.15
8	\$2,330.77
9	\$2,568.70

<b>Dimensions</b>	18"H × 40"W × 20"D
<b>Weight</b>	120 lbs
<b>Hardware</b>	Nylon glides

## Elevate Wind 3-Seat Bench

TS1030



Grade	MSRP
COM	\$1,235.92
1	\$1,610.06
2	\$1,797.69
3	\$2,044.88
4	\$2,359.47
5	\$2,584.19
6	\$2,808.89
7	\$3,033.61
8	\$3,258.32
9	\$3,595.38

<b>Dimensions</b>	18"H × 60"W × 20"D
<b>Weight</b>	160 lbs
<b>Hardware</b>	Nylon glides

## Elevate Wind Octagonal Ottoman

TS1031



Grade	MSRP
COM	\$1,120.53
1	\$1,407.81
2	\$1,551.31
3	\$1,740.33
4	\$1,980.89
5	\$2,152.74
6	\$2,324.58
7	\$2,496.41
8	\$2,668.26
9	\$2,926.02

<b>Dimensions</b>	18"H × 32"W × 32"D
<b>Weight</b>	134 lbs
<b>Hardware</b>	Nylon glides

## Elevate Wind Quartile Bench

TS1032



<b>Dimensions</b>	18"H × 28"W × 20"D
<b>Weight</b>	80 lbs
<b>Hardware</b>	Nylon glides

Grade	MSRP
COM	\$756.10
1	\$932.16
2	\$1,020.46
3	\$1,136.78
4	\$1,284.82
5	\$1,390.58
6	\$1,496.32
7	\$1,602.06
8	\$1,707.82
9	\$1,866.44

## Elevate Wind Quartile Chair

TS1033



<b>Dimensions</b>	30"H × 42"W × 30"D
<b>Weight</b>	100 lbs
<b>Hardware</b>	Nylon glides

Grade	MSRP
COM	\$1,470.68
1	\$1,800.80
2	\$1,966.36
3	\$2,184.47
4	\$2,462.05
5	\$2,660.33
6	\$2,858.60
7	\$3,056.88
8	\$3,255.15
9	\$3,552.56

## Elevate Wind Cube

TS1034



<b>Dimensions</b>	18"H × 20"W × 20"D
<b>Weight</b>	35 lbs
<b>Hardware</b>	Nylon glides

Grade	MSRP
COM	\$741.03
1	\$939.09
2	\$1,038.43
3	\$1,169.30
4	\$1,335.85
5	\$1,454.82
6	\$1,573.78
7	\$1,692.75
8	\$1,811.71
9	\$1,990.15

## Elevate Wind Round Ottoman – 20"

TS1035



<b>Dimensions</b>	18"H × 20"W × 20"D
<b>Weight</b>	33 lbs
<b>Hardware</b>	Nylon glides

Grade	MSRP
COM	\$741.03
1	\$917.09
2	\$1,005.38
3	\$1,121.71
4	\$1,269.75
5	\$1,375.51
6	\$1,481.24
7	\$1,586.99
8	\$1,692.75
9	\$1,851.37

## Elevate Wind Round Ottoman – 24"

TS1036



Grade	MSRP
COM	\$847.73
1	\$1,045.79
2	\$1,145.13
3	\$1,276.00
4	\$1,442.55
5	\$1,561.52
6	\$1,680.48
7	\$1,799.45
8	\$1,918.41
9	\$2,096.85

Dimensions	18"H × 24"W × 24"D
Weight	35 lbs
Hardware	Nylon glides

## Elevate Wind 90° Inside Arch

TS1037



Grade	MSRP
COM	\$2,244.47
1	\$2,926.75
2	\$3,268.89
3	\$3,719.64
4	\$4,293.32
5	\$4,703.08
6	\$5,112.86
7	\$5,522.62
8	\$5,932.39
9	\$6,547.04

Dimensions	30"H × 85"W × 60"D
Weight	274 lbs
Hardware	Nylon glides

## Elevate Wind 90° Outside Arch

TS1038



Grade	MSRP
COM	\$2,105.16
1	\$2,655.37
2	\$2,931.30
3	\$3,294.81
4	\$3,757.44
5	\$4,087.91
6	\$4,418.36
7	\$4,748.82
8	\$5,079.28
9	\$5,574.97

Dimensions	30"H × 70.5"W × 50"D
Weight	240 lbs
Hardware	Nylon glides

## Elevate Wind 90° Arch

TS1039



Grade	MSRP
COM	\$1,649.08
1	\$2,045.23
2	\$2,243.90
3	\$2,505.62
4	\$2,838.73
5	\$3,076.66
6	\$3,314.59
7	\$3,552.52
8	\$3,790.45
9	\$4,147.34

Dimensions	18"H × 60"W × 20"D
Weight	164 lbs
Hardware	Nylon glides

## Elevate Wind Crescent Bench

TS1040



Grade	MSRP
COM	\$1,405.47
1	\$1,713.59
2	\$1,868.12
3	\$2,071.67
4	\$2,330.77
5	\$2,515.82
6	\$2,700.87
7	\$2,885.94
8	\$3,070.98
9	\$3,348.58

<b>Dimensions</b>	18"H × 50"W × 20"D
<b>Weight</b>	143 lbs
<b>Hardware</b>	Nylon glides

## Elevate Wind Hexagonal Ottoman

TS1041



Grade	MSRP
COM	\$1,544.60
1	\$1,852.71
2	\$2,007.23
3	\$2,210.80
4	\$2,469.86
5	\$2,654.93
6	\$2,839.98
7	\$3,025.03
8	\$3,210.11
9	\$3,487.68

<b>Dimensions</b>	18"H × 37"W × 32"D
<b>Weight</b>	148 lbs
<b>Hardware</b>	Nylon glides

## Elevate Wind Wedge Pillow

TS1042




Grade	MSRP
COM	\$175.12
1	\$263.15
2	\$307.30
3	\$365.46
4	\$439.48
5	\$492.36
6	\$545.23
7	\$598.10
8	\$650.98
9	\$730.29

<b>Dimensions</b>	17"H × 18"W × 7.5"D
<b>Weight</b>	4 lbs

## Shapes Bench

900S




<b>Dimensions</b>	18"H × 29"W × 28.5"D
<b>Weight</b>	44 lbs
<b>Hardware</b>	Nylon glides

Grade	MSRP
COM	\$661.02
1	\$783.81
2	\$859.77
3	\$906.52
4	\$1,068.85
5	\$1,160.56
6	\$1,307.81
7	\$1,410.39
8	\$1,498.29
9	\$1,549.83

## Shapes Bench – Table Top

900T



<b>Dimensions</b>	18"H × 29"W × 28.5"D
<b>Weight</b>	54 lbs
<b>Hardware</b>	Nylon glides

Grade	MSRP
COM	\$907.46
1	\$991.90
2	\$1,039.96
3	\$1,071.14
4	\$1,129.96
5	\$1,179.99
6	\$1,260.33
7	\$1,316.28
8	\$1,364.24
9	\$1,392.36

## Kids Shapes Bench

915S




<b>Dimensions</b>	16"H × 18"W × 20"D
<b>Weight</b>	15 lbs
<b>Hardware</b>	Nylon glides

Grade	MSRP
COM	\$487.89
1	\$564.33
2	\$590.88
3	\$648.03
4	\$710.38
5	\$760.42
6	\$840.75
7	\$896.71
8	\$944.66
9	\$972.77

## Kids Shapes Bench – Table Top

915T



<b>Dimensions</b>	16"H × 18"W × 20"D
<b>Weight</b>	24 lbs
<b>Hardware</b>	Nylon glides

Grade	MSRP
COM	\$653.65
1	\$730.08
2	\$756.62
3	\$813.78
4	\$876.14
5	\$926.17
6	\$1,006.50
7	\$1,062.46
8	\$1,110.42
9	\$1,138.53



## Chevron Bench

1100S




<b>Dimensions</b>	18"H × 30"W × 24"D
<b>Weight</b>	30 lbs
<b>Hardware</b>	Nylon glides

Grade	MSRP
COM	\$676.19
1	\$809.94
2	\$856.45
3	\$956.47
4	\$1,065.58
5	\$1,153.13
6	\$1,293.68
7	\$1,391.62
8	\$1,475.54
9	\$1,524.74

## Chevron Bench – Table Top

1100T



<b>Dimensions</b>	18"H × 30"W × 24"D
<b>Weight</b>	36 lbs
<b>Hardware</b>	Nylon glides

Grade	MSRP
COM	\$919.83
1	\$996.27
2	\$1,022.81
3	\$1,079.97
4	\$1,142.32
5	\$1,192.36
6	\$1,272.68
7	\$1,328.65
8	\$1,376.61
9	\$1,404.71

## Cloud 9 Bench

1200S




<b>Dimensions</b>	18"H × 48"W × 33.5"D
<b>Weight</b>	63 lbs
<b>Hardware</b>	Nylon glides

Grade	MSRP
COM	\$1,315.04
1	\$1,544.32
2	\$1,623.97
3	\$1,795.45
4	\$1,982.50
5	\$2,132.61
6	\$2,373.59
7	\$2,541.47
8	\$2,685.35
9	\$2,769.68

## Cloud 9 Bench – Table Top

1200T



<b>Dimensions</b>	18"H × 48"W × 33.5"D
<b>Weight</b>	75 lbs
<b>Hardware</b>	Nylon glides

Grade	MSRP
COM	\$1,918.07
1	\$2,090.06
2	\$2,149.82
3	\$2,278.41
4	\$2,418.70
5	\$2,531.24
6	\$2,712.01
7	\$2,837.90
8	\$2,945.81
9	\$3,009.05

## Quad Bench

1300S




<b>Dimensions</b>	18"H × 41.5"W × 32"D
<b>Weight</b>	58 lbs
<b>Hardware</b>	Nylon glides

Grade	MSRP
COM	\$1,362.26
1	\$1,591.56
2	\$1,671.22
3	\$1,842.68
4	\$2,029.73
5	\$2,179.85
6	\$2,420.83
7	\$2,588.71
8	\$2,732.58
9	\$2,816.90

## Quad Bench – Table Top

1300T



<b>Dimensions</b>	18"H × 41.5"W × 32"D
<b>Weight</b>	70 lbs
<b>Hardware</b>	Nylon glides

Grade	MSRP
COM	\$1,829.74
1	\$1,982.61
2	\$2,035.72
3	\$2,150.02
4	\$2,274.71
5	\$2,374.80
6	\$2,535.45
7	\$2,647.36
8	\$2,743.29
9	\$2,799.50

## Boomerang Bench

10HS




<b>Dimensions</b>	18"H x 28"W x 28"D
<b>Weight</b>	40 lbs
<b>Hardware</b>	Nylon glides

Grade	MSRP
COM	\$1,133.99
1	\$1,402.18
2	\$1,528.09
3	\$1,699.43
4	\$1,922.18
5	\$2,093.53
6	\$2,264.89
7	\$2,436.23
8	\$2,607.58
9	\$2,847.47

## Boomerang Bench – Table Top

10HST



<b>Dimensions</b>	18"H x 28"W x 28"D
<b>Weight</b>	50 lbs
<b>Hardware</b>	Nylon glides

Grade	MSRP
COM	\$1,542.34
1	\$1,676.41
2	\$1,739.40
3	\$1,825.08
4	\$1,936.44
5	\$2,022.12
6	\$2,107.80
7	\$2,193.47
8	\$2,279.13
9	\$2,399.09

## Fender by MooreCo Bench

11RS



<b>Dimensions</b>	18"H × 32.7"W × 22.3"D
<b>Weight</b>	42 lbs
<b>Hardware</b>	Nylon glides

Grade	MSRP
COM	\$1,202.53
1	\$1,470.72
2	\$1,596.63
3	\$1,767.98
4	\$1,990.74
5	\$2,162.08
6	\$2,333.43
7	\$2,504.77
8	\$2,676.12
9	\$2,916.01

## Fender by MooreCo Bench – Table Top

11RST



<b>Dimensions</b>	18"H × 32.7"W × 22.3"D
<b>Weight</b>	52 lbs
<b>Hardware</b>	Nylon glides

Grade	MSRP
COM	\$1,594.30
1	\$1,755.23
2	\$1,830.75
3	\$1,933.57
4	\$2,067.22
5	\$2,170.03
6	\$2,272.83
7	\$2,375.65
8	\$2,478.45
9	\$2,622.39

## Creator Trapezoid Bench

16JS



<b>Dimensions</b>	18"H × 58"W × 25.4"D
<b>Weight</b>	79 lbs
<b>Hardware</b>	Nylon glides

Grade	MSRP
COM	\$2,020.82
1	\$2,342.60
2	\$2,493.73
3	\$2,699.37
4	\$2,966.67
5	\$3,172.29
6	\$3,377.90
7	\$3,583.53
8	\$3,789.14
9	\$4,077.01

## Creator Trapezoid Bench – Table Top

16JST



<b>Dimensions</b>	18"H × 58"W × 25.4"D
<b>Weight</b>	93 lbs
<b>Hardware</b>	Nylon glides

Grade	MSRP
COM	\$2,826.23
1	\$3,040.74
2	\$3,141.51
3	\$3,278.58
4	\$3,456.78
5	\$3,593.87
6	\$3,730.95
7	\$3,868.03
8	\$4,005.10
9	\$4,197.03

## Creator Square Bench

16MS




<b>Dimensions</b>	18"H × 30.8"W × 30.5"D
<b>Weight</b>	50 lbs
<b>Hardware</b>	Nylon glides

Grade	MSRP
COM	\$1,350.44
1	\$1,672.22
2	\$1,823.36
3	\$2,028.97
4	\$2,296.28
5	\$2,501.91
6	\$2,707.52
7	\$2,913.14
8	\$3,118.75
9	\$3,406.62

## Creator Square Bench – Table Top

16MST



<b>Dimensions</b>	18"H × 30.8"W × 30.5"D
<b>Weight</b>	60 lbs
<b>Hardware</b>	Nylon glides

Grade	MSRP
COM	\$1,861.40
1	\$2,075.92
2	\$2,176.68
3	\$2,313.75
4	\$2,491.96
5	\$2,629.03
6	\$2,766.13
7	\$2,903.20
8	\$3,040.27
9	\$3,232.17

## Creator Half Round Bench

16NS



<b>Dimensions</b>	18"H × 56.9"W × 29.5"D
<b>Weight</b>	88 lbs
<b>Hardware</b>	Nylon glides

Grade	MSRP
COM	\$2,243.51
1	\$2,565.29
2	\$2,716.42
3	\$2,922.05
4	\$3,189.35
5	\$3,394.97
6	\$3,600.59
7	\$3,806.21
8	\$4,011.82
9	\$4,299.68

## Creator Half Round Bench – Table Top

16NST



<b>Dimensions</b>	18"H × 56.9"W × 29.5"D
<b>Weight</b>	102 lbs
<b>Hardware</b>	Nylon glides

Grade	MSRP
COM	\$3,170.08
1	\$3,384.61
2	\$3,485.36
3	\$3,622.45
4	\$3,800.64
5	\$3,937.73
6	\$4,074.81
7	\$4,211.89
8	\$4,348.97
9	\$4,540.89



## Creator Chevron Bench

16PS



<b>Dimensions</b>	18"H × 29.8"W × 26"D
<b>Weight</b>	30 lbs
<b>Hardware</b>	Nylon glides

Grade	MSRP
COM	\$1,111.09
1	\$1,325.62
2	\$1,426.37
3	\$1,563.45
4	\$1,741.65
5	\$1,878.73
6	\$2,015.81
7	\$2,152.90
8	\$2,289.97
9	\$2,481.89

## Creator Chevron Bench – Table Top

16PST



<b>Dimensions</b>	18"H × 29.8"W × 26"D
<b>Weight</b>	36 lbs
<b>Hardware</b>	Nylon glides

Grade	MSRP
COM	\$1,516.78
1	\$1,650.85
2	\$1,713.83
3	\$1,799.50
4	\$1,910.89
5	\$1,996.56
6	\$2,082.23
7	\$2,167.91
8	\$2,253.59
9	\$2,373.53

## Creator Rectangle Bench

16QS



<b>Dimensions</b>	18"H × 59.6"W × 31"D
<b>Weight</b>	106 lbs
<b>Hardware</b>	Nylon glides

Grade	MSRP
COM	\$2,406.77
1	\$2,835.81
2	\$3,037.33
3	\$3,311.48
4	\$3,667.88
5	\$3,942.05
6	\$4,216.21
7	\$4,490.38
8	\$4,764.53
9	\$5,148.35

## Creator Rectangle Bench – Table Top

16QST




<b>Dimensions</b>	18"H × 59.6"W × 31"D
<b>Weight</b>	120 lbs
<b>Hardware</b>	Nylon glides

Grade	MSRP
COM	\$3,419.44
1	\$3,633.96
2	\$3,734.72
3	\$3,871.80
4	\$4,049.99
5	\$4,187.08
6	\$4,324.16
7	\$4,461.24
8	\$4,598.32
9	\$4,790.23

## Creator Triangle Bench

16KS




<b>Dimensions</b>	18"H x 54.2"W x 49.2"D
<b>Weight</b>	100 lbs
<b>Hardware</b>	Nylon glides

Grade	MSRP
COM	\$2,502.86
1	\$2,931.91
2	\$3,133.43
3	\$3,407.58
4	\$3,763.98
5	\$4,038.14
6	\$4,312.31
7	\$4,586.45
8	\$4,860.61
9	\$5,244.43

## Creator Triangle Bench – Table Top

16KST



<b>Dimensions</b>	18"H x 54.2"W x 49.2"D
<b>Weight</b>	115 lbs
<b>Hardware</b>	Nylon glides

Grade	MSRP
COM	\$4,041.71
1	\$4,256.23
2	\$4,356.98
3	\$4,494.07
4	\$4,672.26
5	\$4,809.35
6	\$4,946.43
7	\$5,083.51
8	\$5,220.59
9	\$5,412.50

## Pouf Stool

970



<b>Dimensions</b>	18"H × 18"W × 18"D
<b>Weight</b>	30 lbs
<b>Hardware</b>	Nylon glides

Grade	MSRP
COM	\$672.63
1	\$758.10
2	\$800.95
3	\$857.43
4	\$929.29
5	\$980.62
6	\$1,031.95
7	\$1,083.29
8	\$1,134.63
9	\$1,211.62

## Pouf Stool – Table Top

970T



<b>Dimensions</b>	18"H × 18"W × 18"D
<b>Weight</b>	30 lbs
<b>Hardware</b>	Nylon glides

Grade	MSRP
COM	\$816.40
1	\$880.53
2	\$912.66
3	\$955.00
4	\$1,008.91
5	\$1,047.40
6	\$1,085.91
7	\$1,124.41
8	\$1,162.90
9	\$1,220.65

## Round Stool – Low

980L



<b>Dimensions</b>	15"H × 18"W × 18"D
<b>Weight</b>	20 lbs
<b>Hardware</b>	Brushed metal legs

Grade	MSRP
COM	\$564.12
1	\$639.10
2	\$665.13
3	\$716.64
4	\$782.36
5	\$831.44
6	\$910.22
7	\$965.15
8	\$1,012.21
9	\$1,039.76

## Round Stool – Medium

980M



<b>Dimensions</b>	20"H × 18"W × 18"D
<b>Weight</b>	23 lbs
<b>Hardware</b>	Brushed metal legs

Grade	MSRP
COM	\$643.30
1	\$755.78
2	\$794.83
3	\$872.07
4	\$970.70
5	\$1,044.33
6	\$1,162.45
7	\$1,244.85
8	\$1,315.40
9	\$1,356.78

## Round Stool – High

980H



<b>Dimensions</b>	24"H × 18"W × 18"D
<b>Weight</b>	26 lbs
<b>Hardware</b>	Brushed metal legs

Grade	MSRP
COM	\$717.53
1	\$867.47
2	\$919.58
3	\$1,022.56
4	\$1,154.03
5	\$1,252.22
6	\$1,409.66
7	\$1,519.58
8	\$1,613.66
9	\$1,668.83

## Square Stool – Low

990L



<b>Dimensions</b>	15"H × 18"W × 18"D
<b>Weight</b>	20 lbs
<b>Hardware</b>	Brushed metal legs

Grade	MSRP
COM	\$564.12
1	\$639.10
2	\$665.13
3	\$716.64
4	\$782.36
5	\$831.44
6	\$910.22
7	\$965.15
8	\$1,012.21
9	\$1,039.76

## Square Stool – Medium

990M



<b>Dimensions</b>	20"H × 18"W × 18"D
<b>Weight</b>	23 lbs
<b>Hardware</b>	Brushed metal legs

Grade	MSRP
COM	\$643.30
1	\$755.78
2	\$794.83
3	\$872.07
4	\$970.70
5	\$1,044.33
6	\$1,162.45
7	\$1,244.85
8	\$1,315.40
9	\$1,356.78

## Square Stool – High

990H



<b>Dimensions</b>	24"H × 18"W × 18"D
<b>Weight</b>	26 lbs
<b>Hardware</b>	Brushed metal legs

Grade	MSRP
COM	\$717.53
1	\$867.47
2	\$919.58
3	\$1,022.56
4	\$1,154.03
5	\$1,252.22
6	\$1,409.66
7	\$1,519.58
8	\$1,613.66
9	\$1,668.83

## Akt Lounge Small Ottoman

AK-OT-313118



<b>Dimensions</b>	18"H × 31"W × 31"D
<b>Weight</b>	
<b>Hardware</b>	Powder-coated steel legs with nylon glides

Grade	MSRP
COM	\$1,351.58
1	\$1,549.67
2	\$1,648.99
3	\$1,779.84
4	\$1,946.30
5	\$2,065.20
6	\$2,184.21
7	\$2,303.11
8	\$2,422.11
9	\$2,600.52

## Akt Lounge Large Ottoman

AK-OT-505015



<b>Dimensions</b>	15"H × 50"W × 50"D
<b>Weight</b>	
<b>Hardware</b>	Powder-coated steel legs with nylon glides

Grade	MSRP
COM	\$2,733.57
1	\$3,017.79
2	\$3,160.29
3	\$3,348.02
4	\$3,586.86
5	\$3,757.45
6	\$3,928.21
7	\$4,098.80
8	\$4,269.55
9	\$4,525.53

### 60° Curved Variable Height Ottoman – Low

1500S




**Dimensions** | 12"H x 43"W x 23.2"D  
**Weight** | 60 lbs  
**Hardware** | Nylon glides

Grade	MSRP
COM	\$687.20
1	\$837.13
2	\$889.24
3	\$992.21
4	\$1,123.71
5	\$1,221.88
6	\$1,379.35
7	\$1,489.25
8	\$1,583.32
9	\$1,638.49

### 60° Curved Variable Height Ottoman – Low Table Top

1500ST



**Dimensions** | 12"H x 43"W x 23.2"D  
**Weight** | 70 lbs  
**Hardware** | Nylon glides

Grade	MSRP
COM	\$878.56
1	\$1,009.75
2	\$1,055.37
3	\$1,145.49
4	\$1,260.48
5	\$1,346.39
6	\$1,484.20
7	\$1,580.35
8	\$1,662.69
9	\$1,710.95

### 60° Curved Variable Height Ottoman – Medium

1500M




**Dimensions** | 15"H x 43"W x 23.2"D  
**Weight** | 65 lbs  
**Hardware** | Nylon glides

Grade	MSRP
COM	\$697.59
1	\$847.53
2	\$899.64
3	\$1,002.61
4	\$1,134.10
5	\$1,232.28
6	\$1,389.73
7	\$1,499.64
8	\$1,593.70
9	\$1,648.89

### 60° Curved Variable Height Ottoman – Medium Table Top

1500MT



**Dimensions** | 15"H x 43"W x 23.2"D  
**Weight** | 75 lbs  
**Hardware** | Nylon glides

Grade	MSRP
COM	\$892.02
1	\$1,023.20
2	\$1,068.83
3	\$1,158.94
4	\$1,273.93
5	\$1,359.84
6	\$1,497.66
7	\$1,593.81
8	\$1,676.15
9	\$1,724.40



### 60° Curved Variable Height Ottoman – High

1500H



<b>Dimensions</b>	18"H × 43"W × 23.2"D
<b>Weight</b>	70 lbs
<b>Hardware</b>	Nylon glides

Grade	MSRP
COM	\$714.87
1	\$864.80
2	\$916.89
3	\$1,019.88
4	\$1,151.36
5	\$1,249.53
6	\$1,407.01
7	\$1,516.91
8	\$1,610.98
9	\$1,666.16

### 60° Curved Variable Height Ottoman – High Table Top

1500HT



<b>Dimensions</b>	18"H × 43"W × 23.2"D
<b>Weight</b>	80 lbs
<b>Hardware</b>	Nylon glides

Grade	MSRP
COM	\$914.49
1	\$1,045.67
2	\$1,091.29
3	\$1,181.40
4	\$1,296.41
5	\$1,382.30
6	\$1,520.13
7	\$1,616.27
8	\$1,698.61
9	\$1,746.87

## Rectangular Variable Height Ottoman – Low

1400S




<b>Dimensions</b>	12"H × 41.5"W × 20.8"D
<b>Weight</b>	60 lbs
<b>Hardware</b>	Nylon glides

Grade	MSRP
COM	\$738.17
1	\$850.63
2	\$889.68
3	\$966.93
4	\$1,065.56
5	\$1,139.19
6	\$1,257.31
7	\$1,339.71
8	\$1,410.28
9	\$1,451.64

## Rectangular Variable Height Ottoman – Low Table Top

1400ST



<b>Dimensions</b>	12"H × 41.5"W × 20.8"D
<b>Weight</b>	70 lbs
<b>Hardware</b>	Nylon glides

Grade	MSRP
COM	\$944.77
1	\$1,038.49
2	\$1,071.05
3	\$1,135.43
4	\$1,217.58
5	\$1,278.95
6	\$1,377.37
7	\$1,446.05
8	\$1,504.83
9	\$1,539.33

## Rectangular Variable Height Ottoman – Medium

1400M




<b>Dimensions</b>	15"H × 41.5"W × 20.8"D
<b>Weight</b>	65 lbs
<b>Hardware</b>	Nylon glides

Grade	MSRP
COM	\$750.93
1	\$900.87
2	\$952.97
3	\$1,055.96
4	\$1,187.43
5	\$1,285.61
6	\$1,443.08
7	\$1,552.99
8	\$1,647.05
9	\$1,702.23

## Rectangular Variable Height Ottoman – Med. Table Top

1400MT




<b>Dimensions</b>	15"H × 41.5"W × 20.8"D
<b>Weight</b>	75 lbs
<b>Hardware</b>	Nylon glides

Grade	MSRP
COM	\$961.39
1	\$1,092.58
2	\$1,138.19
3	\$1,228.30
4	\$1,343.32
5	\$1,429.23
6	\$1,567.04
7	\$1,663.19
8	\$1,745.52
9	\$1,793.77

## Rectangular Variable Height Ottoman – High

1400H




<b>Dimensions</b>	18"H × 41.5"W × 20.8"D
<b>Weight</b>	70 lbs
<b>Hardware</b>	Nylon glides

Grade	MSRP
COM	\$774.90
1	\$924.83
2	\$976.93
3	\$1,079.91
4	\$1,211.39
5	\$1,309.57
6	\$1,467.03
7	\$1,576.94
8	\$1,671.01
9	\$1,726.18

## Rectangular Variable Height Ottoman – High Table Top

1400HT



<b>Dimensions</b>	18"H × 41.5"W × 20.8"D
<b>Weight</b>	80 lbs
<b>Hardware</b>	Nylon glides

Grade	MSRP
COM	\$992.52
1	\$1,123.71
2	\$1,169.33
3	\$1,259.43
4	\$1,374.44
5	\$1,460.35
6	\$1,598.16
7	\$1,694.31
8	\$1,776.64
9	\$1,824.90

### Schoolworks Ottoman – Curved (12")

SG.SW.B.422312



Grade	MSRP
COM	\$829.72
1	\$1,003.93
2	\$1,085.73
3	\$1,197.05
4	\$1,341.77
5	\$1,453.07
6	\$1,564.38
7	\$1,675.70
8	\$1,787.01
9	\$1,942.84

Dimensions | 12"H × 42"W × 23"D

### Schoolworks Ottoman – Curved (15")

SG.SW.B.422315



Grade	MSRP
COM	\$845.08
1	\$1,041.05
2	\$1,133.10
3	\$1,258.32
4	\$1,421.12
5	\$1,546.36
6	\$1,671.57
7	\$1,796.80
8	\$1,922.04
9	\$2,097.34

Dimensions | 15"H × 42"W × 23"D

### Schoolworks Ottoman – Curved (18")

SG.SW.B.422318



Grade	MSRP
COM	\$873.96
1	\$1,091.75
2	\$1,194.00
3	\$1,333.13
4	\$1,514.01
5	\$1,653.16
6	\$1,792.30
7	\$1,931.44
8	\$2,070.57
9	\$2,265.37

## Schoolworks Ottoman – Straight (12")

SG.SW.B.422112



Grade	MSRP
COM	\$768.34
1	\$942.54
2	\$1,024.34
3	\$1,135.66
4	\$1,280.38
5	\$1,391.68
6	\$1,502.99
7	\$1,614.31
8	\$1,725.63
9	\$1,881.46

Dimensions | 12"H × 42"W × 21"D

## Schoolworks Ottoman – Straight (15")

SG.SW.B.422115




Grade	MSRP
COM	\$780.85
1	\$976.82
2	\$1,068.87
3	\$1,194.09
4	\$1,356.89
5	\$1,482.13
6	\$1,607.34
7	\$1,732.57
8	\$1,857.80
9	\$2,033.12

Dimensions | 15"H × 42"W × 21"D

## Schoolworks Ottoman – Straight (18")

SG.SW.B.422118



Grade	MSRP
COM	\$801.60
1	\$1,019.40
2	\$1,121.64
3	\$1,260.78
4	\$1,441.67
5	\$1,580.80
6	\$1,719.94
7	\$1,859.08
8	\$1,998.22
9	\$2,193.03

## Dot Rocking Stool (15" dia.) – Xtra Low (5")

97R105-VX



<b>Dimensions</b>	5"H × 15"W × 15"D
<b>Weight</b>	6 lbs
<b>Hardware</b>	Black plastic base

Grade	MSRP
COM	\$248.58
1	\$292.66
2	\$312.29
3	\$338.98
4	\$373.68
5	\$400.36
6	\$427.05
7	\$453.74
8	\$480.45
9	\$517.80

## Dot Rocking Stool (15" dia.) – Low (12")

97R112-VX



<b>Dimensions</b>	12"H × 15"W × 15"D
<b>Weight</b>	8 lbs
<b>Hardware</b>	Black plastic base

Grade	MSRP
COM	\$249.48
1	\$325.71
2	\$364.98
3	\$413.49
4	\$480.48
5	\$526.68
6	\$572.88
7	\$619.08
8	\$665.28
9	\$734.58

## Dot Rocking Stool (15" dia.) – Medium (15")

97R115-VX



<b>Dimensions</b>	15"H × 15"W × 15"D
<b>Weight</b>	9 lbs
<b>Hardware</b>	Black plastic base

Grade	MSRP
COM	\$266.81
1	\$344.19
2	\$382.31
3	\$434.28
4	\$497.81
5	\$544.01
6	\$590.21
7	\$636.41
8	\$682.61
9	\$751.91

## Dot Rocking Stool (15" dia.) – High (18")

97R118-VX



<b>Dimensions</b>	18"H × 15"W × 15"D
<b>Weight</b>	10 lbs
<b>Hardware</b>	Black plastic base

Grade	MSRP
COM	\$287.60
1	\$390.39
2	\$441.21
3	\$508.20
4	\$595.98
5	\$657.20
6	\$718.41
7	\$780.78
8	\$842.00
9	\$934.40

## Dot Rocking Stool (18" dia.) – Xtra Low (5")

96R105-VX



<b>Dimensions</b>	5"H × 18"W × 18"D
<b>Weight</b>	8 lbs
<b>Hardware</b>	Black plastic base

Grade	MSRP
COM	\$246.02
1	\$331.49
2	\$374.22
3	\$430.82
4	\$503.58
5	\$554.40
6	\$605.22
7	\$657.20
8	\$708.02
9	\$785.40

## Dot Rocking Stool (18" dia.) – Low (12")

96R112-VX



<b>Dimensions</b>	12"H × 18"W × 18"D
<b>Weight</b>	10 lbs
<b>Hardware</b>	Black plastic base

Grade	MSRP
COM	\$315.32
1	\$400.79
2	\$443.52
3	\$500.12
4	\$572.88
5	\$623.70
6	\$674.52
7	\$726.50
8	\$777.32
9	\$854.70

## Dot Rocking Stool (18" dia.) – Medium (15")

96R115-VX



<b>Dimensions</b>	15"H × 18"W × 18"D
<b>Weight</b>	11 lbs
<b>Hardware</b>	Black plastic base

Grade	MSRP
COM	\$346.50
1	\$434.28
2	\$474.71
3	\$531.30
4	\$602.91
5	\$654.89
6	\$705.71
7	\$757.68
8	\$808.50
9	\$885.89

## Dot Rocking Stool (18" dia.) – High (18")

96R118-VX



<b>Dimensions</b>	18"H × 18"W × 18"D
<b>Weight</b>	12 lbs
<b>Hardware</b>	Black plastic base







Grade	MSRP
COM	\$380.00
1	\$489.72
2	\$546.32
3	\$619.08
4	\$713.79
5	\$780.78
6	\$846.62
7	\$913.61
8	\$980.60
9	\$1,081.08

## Dot Stool 5-Pack

8784X



<b>Dimensions</b>	5"H × 15"W × 15"D
<b>Weight</b>	30 lbs
<b>Hardware</b>	Black plastic base

	<b>Color</b>	<b>MSRP</b>
	Charcoal (5)	\$678.43
	Peacock (6)	\$678.43
	Pewter (7)	\$678.43
	Pollen (8)	\$678.43
	Salsa (9)	\$678.43
	Zest (0)	\$678.43



## Blossom Petal Stool – Legs

30BSL



<b>Dimensions</b>	18"H × 20"W × 18"D
<b>Weight</b>	20 lbs
<b>Hardware</b>	Brushed metal legs

Grade	MSRP
COM	\$695.52
1	\$770.48
2	\$796.51
3	\$848.02
4	\$913.74
5	\$962.83
6	\$1,041.61
7	\$1,096.54
8	\$1,143.60
9	\$1,171.16

## Blossom Petal Stool – Casters

30BSC



<b>Dimensions</b>	18"H × 20"W × 18"D
<b>Weight</b>	20 lbs
<b>Hardware</b>	Casters

Grade	MSRP
COM	\$695.52
1	\$770.48
2	\$796.51
3	\$848.02
4	\$913.74
5	\$962.83
6	\$1,041.61
7	\$1,096.54
8	\$1,143.60
9	\$1,171.16

## Blossom Petal Stool – Glides

30BSG



<b>Dimensions</b>	18"H × 20"W × 18"D
<b>Weight</b>	20 lbs
<b>Hardware</b>	Nylon glides

Grade	MSRP
COM	\$526.32
1	\$601.29
2	\$627.33
3	\$678.84
4	\$744.55
5	\$793.65
6	\$872.42
7	\$927.36
8	\$974.41
9	\$1,001.98

## Blossom Center Ottoman (26") – Legs

26BOL



<b>Dimensions</b>	18"H × 26"W × 26"D
<b>Weight</b>	35 lbs
<b>Hardware</b>	Brushed metal legs

Grade	MSRP
COM	\$996.17
1	\$1,146.12
2	\$1,198.23
3	\$1,301.21
4	\$1,432.68
5	\$1,530.87
6	\$1,688.32
7	\$1,798.24
8	\$1,892.31
9	\$1,947.47

## Blossom Center Ottoman (26") – Casters

26BOC



<b>Dimensions</b>	18"H × 26"W × 26"D
<b>Weight</b>	35 lbs
<b>Hardware</b>	Casters

Grade	MSRP
COM	\$1,017.47
1	\$1,167.41
2	\$1,219.50
3	\$1,322.48
4	\$1,453.97
5	\$1,552.13
6	\$1,709.61
7	\$1,819.51
8	\$1,913.58
9	\$1,968.76

## Blossom Center Ottoman (26") – Glides

26BOG




<b>Dimensions</b>	18"H × 26"W × 26"D
<b>Weight</b>	35 lbs
<b>Hardware</b>	Nylon glides

Grade	MSRP
COM	\$1,168.54
1	\$1,355.98
2	\$1,421.11
3	\$1,549.82
4	\$1,714.16
5	\$1,836.88
6	\$2,033.72
7	\$2,171.10
8	\$2,288.72
9	\$2,357.65

## Blossom Center Table Top Ottoman (26") – Legs

26BOLT



<b>Dimensions</b>	18"H × 26"W × 26"D
<b>Weight</b>	45 lbs
<b>Hardware</b>	Brushed metal legs

Grade	MSRP
COM	\$1,316.69
1	\$1,541.61
2	\$1,619.74
3	\$1,774.23
4	\$1,971.42
5	\$2,118.70
6	\$2,354.95
7	\$2,519.77
8	\$2,660.90
9	\$2,743.63

## Blossom Center Table Top Ottoman (26") – Casters

26BOCT



<b>Dimensions</b>	18"H × 26"W × 26"D
<b>Weight</b>	45 lbs
<b>Hardware</b>	Casters

Grade	MSRP
COM	\$996.17
1	\$1,146.12
2	\$1,198.23
3	\$1,301.21
4	\$1,432.68
5	\$1,530.87
6	\$1,688.32
7	\$1,798.24
8	\$1,892.31
9	\$1,947.47

## Blossom Center Table Top Ottoman (26") – Glides

26BOGT



<b>Dimensions</b>	18"H × 26"W × 26"D
<b>Weight</b>	45 lbs
<b>Hardware</b>	Nylon glides

Grade	MSRP
COM	\$1,017.47
1	\$1,167.41
2	\$1,219.50
3	\$1,322.48
4	\$1,453.97
5	\$1,552.13
6	\$1,709.61
7	\$1,819.51
8	\$1,913.58
9	\$1,968.76

## Blossom Center Ottoman (30") – Legs

30BOL



<b>Dimensions</b>	18"H × 30"W × 30"D
<b>Weight</b>	40 lbs
<b>Hardware</b>	Brushed metal legs

Grade	MSRP
COM	\$1,168.54
1	\$1,355.98
2	\$1,421.11
3	\$1,549.82
4	\$1,714.16
5	\$1,836.88
6	\$2,033.72
7	\$2,171.10
8	\$2,288.72
9	\$2,357.65

## Blossom Center Ottoman (30") – Casters

30BOC



<b>Dimensions</b>	18"H × 30"W × 30"D
<b>Weight</b>	40 lbs
<b>Hardware</b>	Casters

Grade	MSRP
COM	\$1,316.69
1	\$1,541.61
2	\$1,619.74
3	\$1,774.23
4	\$1,971.42
5	\$2,118.70
6	\$2,354.95
7	\$2,519.77
8	\$2,660.90
9	\$2,743.63

## Blossom Center Ottoman (30") – Glides

30BOG



<b>Dimensions</b>	18"H × 30"W × 30"D
<b>Weight</b>	40 lbs
<b>Hardware</b>	Nylon glides

Grade	MSRP
COM	\$790.22
1	\$940.16
2	\$992.28
3	\$1,095.25
4	\$1,226.73
5	\$1,324.92
6	\$1,482.36
7	\$1,592.28
8	\$1,686.34
9	\$1,741.52

### Blossom Center Table Top Ottoman (30") – Legs

30BOLT



**Dimensions** | 18"H × 30"W × 30"D  
**Weight** | 50 lbs  
**Hardware** | Brushed metal legs

Grade	MSRP
COM	\$811.50
1	\$961.44
2	\$1,013.55
3	\$1,116.52
4	\$1,248.02
5	\$1,346.19
6	\$1,503.65
7	\$1,613.56
8	\$1,707.62
9	\$1,762.81

### Blossom Center Table Top Ottoman (30") – Casters

30BOCT



**Dimensions** | 18"H × 30"W × 30"D  
**Weight** | 50 lbs  
**Hardware** | Casters

Grade	MSRP
COM	\$962.58
1	\$1,150.04
2	\$1,215.15
3	\$1,343.87
4	\$1,508.20
5	\$1,630.93
6	\$1,827.77
7	\$1,965.14
8	\$2,082.77
9	\$2,151.70

### Blossom Center Table Top Ottoman (30") – Glides

30BOGT



**Dimensions** | 18"H × 30"W × 30"D  
**Weight** | 50 lbs  
**Hardware** | Nylon glides

Grade	MSRP
COM	\$1,110.74
1	\$1,335.65
2	\$1,413.79
3	\$1,568.27
4	\$1,765.47
5	\$1,912.74
6	\$2,148.98
7	\$2,313.82
8	\$2,454.96
9	\$2,537.68

## Blossom Center Ottoman (36") – Legs

36BOL



<b>Dimensions</b>	18"H × 36"W × 36"D
<b>Weight</b>	50 lbs
<b>Hardware</b>	Brushed metal legs

Grade	MSRP
COM	\$1,280.18
1	\$1,411.41
2	\$1,456.97
3	\$1,547.08
4	\$1,662.13
5	\$1,748.01
6	\$1,885.82
7	\$1,981.97
8	\$2,064.30
9	\$2,112.55

## Blossom Center Ottoman (36") – Casters

36BOC



<b>Dimensions</b>	18"H × 36"W × 36"D
<b>Weight</b>	50 lbs
<b>Hardware</b>	Casters

Grade	MSRP
COM	\$1,307.85
1	\$1,439.02
2	\$1,484.64
3	\$1,574.75
4	\$1,689.77
5	\$1,775.68
6	\$1,913.47
7	\$2,009.63
8	\$2,091.97
9	\$2,140.22

## Blossom Center Ottoman (36") – Glides

36BOG




<b>Dimensions</b>	18"H × 36"W × 36"D
<b>Weight</b>	50 lbs
<b>Hardware</b>	Nylon glides

Grade	MSRP
COM	\$1,504.24
1	\$1,654.18
2	\$1,706.29
3	\$1,809.26
4	\$1,940.75
5	\$2,038.93
6	\$2,196.39
7	\$2,306.29
8	\$2,400.35
9	\$2,455.54

## Blossom Center Table Top Ottoman (36") – Legs

36BOLT



<b>Dimensions</b>	18"H × 36"W × 36"D
<b>Weight</b>	60 lbs
<b>Hardware</b>	Brushed metal legs

Grade	MSRP
COM	\$1,696.85
1	\$1,865.53
2	\$1,924.12
3	\$2,040.02
4	\$2,187.93
5	\$2,298.34
6	\$2,475.54
7	\$2,599.15
8	\$2,704.99
9	\$2,767.05

## Blossom Center Table Top Ottoman (36") – Casters

36BOCT



<b>Dimensions</b>	18"H × 36"W × 36"D
<b>Weight</b>	60 lbs
<b>Hardware</b>	Casters

Grade	MSRP
COM	\$1,280.18
1	\$1,411.41
2	\$1,456.97
3	\$1,547.08
4	\$1,662.13
5	\$1,748.01
6	\$1,885.82
7	\$1,981.97
8	\$2,064.30
9	\$2,112.55

## Blossom Center Table Top Ottoman (36") – Glides

36BOGT



<b>Dimensions</b>	18"H × 36"W × 36"D
<b>Weight</b>	60 lbs
<b>Hardware</b>	Nylon glides

Grade	MSRP
COM	\$1,307.85
1	\$1,439.02
2	\$1,484.64
3	\$1,574.75
4	\$1,689.77
5	\$1,775.68
6	\$1,913.47
7	\$2,009.63
8	\$2,091.97
9	\$2,140.22

## Blossom Center Ottoman (42") – Legs

42BOL



<b>Dimensions</b>	18"H × 42"W × 42"D
<b>Weight</b>	60 lbs
<b>Hardware</b>	Brushed metal legs

Grade	MSRP
COM	\$1,504.24
1	\$1,654.18
2	\$1,706.29
3	\$1,809.26
4	\$1,940.75
5	\$2,038.93
6	\$2,196.39
7	\$2,306.29
8	\$2,400.35
9	\$2,455.54

## Blossom Center Ottoman (42") – Casters

42BOC



<b>Dimensions</b>	18"H × 42"W × 42"D
<b>Weight</b>	60 lbs
<b>Hardware</b>	Casters

Grade	MSRP
COM	\$1,696.85
1	\$1,865.53
2	\$1,924.12
3	\$2,040.02
4	\$2,187.93
5	\$2,298.34
6	\$2,475.54
7	\$2,599.15
8	\$2,704.99
9	\$2,767.05

## Blossom Center Ottoman (42") – Glides

42BOG



<b>Dimensions</b>	18"H × 42"W × 42"D
<b>Weight</b>	60 lbs
<b>Hardware</b>	Nylon glides

Grade	MSRP
COM	\$1,074.21
1	\$1,205.39
2	\$1,251.03
3	\$1,341.13
4	\$1,456.15
5	\$1,542.06
6	\$1,679.85
7	\$1,776.01
8	\$1,858.35
9	\$1,906.60



## Blossom Center Table Top Ottoman (42") – Legs

42BOLT



<b>Dimensions</b>	18"H × 42"W × 42"D
<b>Weight</b>	70 lbs
<b>Hardware</b>	Brushed metal legs

Grade	MSRP
COM	\$1,101.87
1	\$1,233.06
2	\$1,278.68
3	\$1,368.80
4	\$1,483.80
5	\$1,569.71
6	\$1,707.52
7	\$1,803.67
8	\$1,886.02
9	\$1,934.25

## Blossom Center Table Top Ottoman (42") – Casters

42BOCT



<b>Dimensions</b>	18"H × 42"W × 42"D
<b>Weight</b>	70 lbs
<b>Hardware</b>	Casters

Grade	MSRP
COM	\$1,298.29
1	\$1,448.23
2	\$1,500.33
3	\$1,603.31
4	\$1,734.80
5	\$1,832.96
6	\$1,990.44
7	\$2,100.33
8	\$2,194.41
9	\$2,249.58

## Blossom Center Table Top Ottoman (42") – Glides

42BOGT



<b>Dimensions</b>	18"H × 42"W × 42"D
<b>Weight</b>	70 lbs
<b>Hardware</b>	Nylon glides

Grade	MSRP
COM	\$1,490.89
1	\$1,659.57
2	\$1,718.16
3	\$1,834.06
4	\$1,981.97
5	\$2,092.38
6	\$2,269.58
7	\$2,393.19
8	\$2,499.04
9	\$2,561.10

## Mobile Counter Stool

940



<b>Dimensions</b>	24"H × 20"W × 20"D
<b>Weight</b>	31 lbs
<b>Hardware</b>	Steel base with locking casters

Grade	MSRP
COM	\$830.10
1	\$887.41
2	\$907.36
3	\$950.24
4	\$997.00
5	\$1,034.51
6	\$1,094.73
7	\$1,136.71
8	\$1,172.66
9	\$1,193.76

## Mobile Bar Stool

950



<b>Dimensions</b>	30"H × 20"W × 20"D
<b>Weight</b>	33 lbs
<b>Hardware</b>	Steel base with locking casters

Grade	MSRP
COM	\$867.15
1	\$924.46
2	\$944.41
3	\$987.27
4	\$1,034.03
5	\$1,071.55
6	\$1,131.77
7	\$1,173.76
8	\$1,209.71
9	\$1,230.80

## Round Seat Pad (3"H × 15"W)

115R3-VX



Grade	MSRP
COM	\$130.52
1	\$207.90
2	\$246.02
3	\$297.99
4	\$361.52
5	\$407.72
6	\$453.92
7	\$500.12
8	\$546.32
9	\$615.62

Dimensions	3"H × 15"W × 15"D
Weight	3 lbs

## Round Seat Pad (5"H × 15"W)

115R5-VX



Grade	MSRP
COM	\$138.60
1	\$215.99
2	\$254.10
3	\$304.92
4	\$369.60
5	\$415.80
6	\$462.00
7	\$508.20
8	\$554.40
9	\$623.70

Dimensions	5"H × 15"W × 15"D
Weight	4 lbs

## Round Seat Pad (3"H × 18"W)

118R3-VX



Grade	MSRP
COM	\$138.60
1	\$222.92
2	\$266.81
3	\$323.40
4	\$395.01
5	\$446.99
6	\$497.81
7	\$549.78
8	\$600.60
9	\$677.99

Dimensions	3"H × 18"W × 18"D
Weight	4 lbs

## Round Seat Pad (5"H × 18"W)

118R5-VX




Grade	MSRP
COM	\$149.00
1	\$233.31
2	\$277.20
3	\$333.80
4	\$405.41
5	\$457.38
6	\$508.20
7	\$559.02
8	\$611.00
9	\$688.38

Dimensions	5"H × 18"W × 18"D
Weight	5 lbs

## Square Seat Pad (3"H × 15"W)

115S3-VX

Grade	MSRP
COM	\$130.52
1	\$215.99
2	\$258.72
3	\$315.32
4	\$388.08
5	\$438.90
6	\$489.72
7	\$541.70
8	\$592.52
9	\$669.90



Dimensions	3"H × 15"W × 15"D
Weight	3 lbs

## Square Seat Pad (5"H × 15"W)

115S5-VX

Grade	MSRP
COM	\$138.60
1	\$222.92
2	\$266.81
3	\$323.40
4	\$395.01
5	\$446.99
6	\$497.81
7	\$549.78
8	\$600.60
9	\$677.99



Dimensions	5"H × 15"W × 15"D
Weight	4 lbs

## Square Seat Pad (3"H × 18"W)

118S3-VX

Grade	MSRP
COM	\$138.60
1	\$241.40
2	\$292.22
3	\$361.52
4	\$446.99
5	\$508.20
6	\$569.42
7	\$631.79
8	\$693.00
9	\$785.40



Dimensions	3"H × 18"W × 18"D
Weight	4 lbs

## Square Seat Pad (5"H × 18"W)

118S5-VX

Grade	MSRP
COM	\$149.00
1	\$251.79
2	\$302.61
3	\$369.60
4	\$457.38
5	\$518.60
6	\$579.81
7	\$642.18
8	\$703.40
9	\$795.80



Dimensions	5"H × 18"W × 18"D
Weight	5 lbs

## Lima Lounger (Small)

58581-VX-XXX



Color	MSRP
Buckskin	\$396.17
Charcoal	\$396.17
Lipstick	\$396.17
Navy	\$396.17
Purple	\$396.17
Sea Blue	\$396.17
Tide Pool	\$396.17

<b>Dimensions</b>	26"H × 46"W × 34"D
<b>Weight</b>	25 lbs

Swatches on p. 14

## Lentil Round Lounger (Small)

58582-VX-XXX



Color	MSRP
Buckskin	\$396.17
Charcoal	\$396.17
Lipstick	\$396.17
Navy	\$396.17
Purple	\$396.17
Sea Blue	\$396.17
Tide Pool	\$396.17

<b>Dimensions</b>	16"H × 45"W × 45"D
<b>Weight</b>	20 lbs

Swatches on p. 14

## Lima Lounger (Large)

58580-VX-XXX



Color	MSRP
Buckskin	\$990.99
Charcoal	\$990.99
Lipstick	\$990.99
Navy	\$990.99
Purple	\$990.99
Sea Blue	\$990.99
Tide Pool	\$990.99

<b>Dimensions</b>	36"H × 64"W × 47"D
<b>Weight</b>	65 lbs

Swatches on p. 14

## Lentil Round Lounger (Large)

58583-VX-XXX



Color	MSRP
Buckskin	\$822.36
Charcoal	\$822.36
Lipstick	\$822.36
Navy	\$822.36
Purple	\$822.36
Sea Blue	\$822.36
Tide Pool	\$822.36

<b>Dimensions</b>	40"H × 48"W × 58"D
<b>Weight</b>	65 lbs

Swatches on p. 14

## Pinto Pillow

58584-VX-XXX



<b>Dimensions</b>	15"H × 44"W × 64"D
<b>Weight</b>	25 lbs

<b>Color</b>	<b>MSRP</b>
Buckskin	\$411.18
Charcoal	\$411.18
Lipstick	\$411.18
Navy	\$411.18
Purple	\$411.18
Sea Blue	\$411.18
Tide Pool	\$411.18

Swatches on p. 14

## Chana Lounge Chair

58588-VX-XXX



**Dimensions** | 30"H × 36"W × 28"D  
**Weight** | 8 lbs

Color	MSRP
Ginkgo	\$436.59
Jockey Red	\$436.59
Navy	\$436.59
Tuscan	\$436.59

Swatches on p. 14

## Fava Lounge Chair

58589-VX-XXX



**Dimensions** | 28"H × 26"W × 36"D  
**Weight** | 8 lbs

Color	MSRP
Ginkgo	\$472.40
Jockey Red	\$472.40
Navy	\$472.40
Tuscan	\$472.40

Swatches on p. 14

## Square Ottoman

58585-VX-XXX



**Dimensions** | 17"H × 17"W × 17"D  
**Weight** | 5 lbs

Color	MSRP
Ginkgo	\$211.37
Jockey Red	\$211.37
Navy	\$211.37
Tuscan	\$211.37

Swatches on p. 14

## Round Ottoman

58586-VX-XXX



**Dimensions** | 17"H × 21"W × 21"D  
**Weight** | 5 lbs

Color	MSRP
Ginkgo	\$231.00
Jockey Red	\$231.00
Navy	\$231.00
Tuscan	\$231.00

Swatches on p. 14

## Rectangle Ottoman

58587-VX-XXX



<b>Dimensions</b>	14"H × 26"W × 18"D
<b>Weight</b>	7 lbs

<b>Color</b>	<b>MSRP</b>
Ginkgo	\$308.39
Jockey Red	\$308.39
Navy	\$308.39
Tuscan	\$308.39

Swatches on p. 14



## COM Yardage Table

Part No.	Item	Plain Goods COM Yardage
1000B-COM	Single Bench	1.5
1000C-COM	Chair - Armless	2.75
1000CHBT-COM	Orbit Chair	5
1000CHBTS-29-COM	Orbit Chair + Back Shelf (29"H)	5
1000CHBTS-36-COM	Orbit Chair + Back Shelf (36"H)	5
1000CHBTS-42-COM	Orbit Chair + Back Shelf (42"H)	5
1000CLH-COM	Chair - Left Arm	3.75
1000CLR-COM	Chair - Both Arms	4.75
1000CLRM-COM	Chair - Both Arms + Mobility Package	4.75
1000CM-COM	Chair - Armless + Mobility Package	2.75
1000CRH-COM	Chair - Right Arm	3.75
1000RC-VX-COM	Soft Sway Rocking Chair (Large)	3.25
1000T-COM	Single Bench + Table Top	1
10HS-COM	Boomerang Bench	2.5
10HST-COM	Boomerang Bench - Table Top	1.25
1100S-COM	Chevron Bench	1.75
1100T-COM	Chevron Bench - Table Top	1
115R3-VX-COM	Round Seat Pad (3"H x 15"W)	0.9
115R5-VX-COM	Round Seat Pad (5"H x 15"W)	0.9
115S3-VX-COM	Square Seat Pad (3"H x 15"W)	1
115S5-VX-COM	Square Seat Pad (5"H x 15"W)	1
118R3-VX-COM	Round Seat Pad (3"H x 18"W)	1
118R5-VX-COM	Round Seat Pad (5"H x 18"W)	1
118S3-VX-COM	Square Seat Pad (3"H x 18"W)	1.2
118S5-VX-COM	Square Seat Pad (5"H x 18"W)	1.2
11RS-COM	Fender by MooreCo Bench	2.5
11RST-COM	Fender by MooreCo Bench - Table Top	1.5
1200S-COM	Cloud 9 Bench	3
1200T-COM	Cloud 9 Bench - Table Top	2.25
1300S-COM	Quad Bench	3
1300T-COM	Quad Bench - Table Top	2
1400H-COM	Variable Height Ottoman - Rectangle - High	1.75
1400HT-COM	Variable Height Ottoman - Rectangle - High - Table Top	1.75
1400M-COM	Variable Height Ottoman - Rectangle - Medium	2
1400MT-COM	Variable Height Ottoman - Rectangle - Medium - Table Top	1.25
1400S-COM	Variable Height Ottoman - Rectangle - Low	1.5

## COM Yardage Table

Part No.	Item	Plain Goods COM Yardage
1400ST-COM	Variable Height Ottoman – Rectangle – Low – Table Top	2
1500H-COM	Variable Height Ottoman – 60° Curve – High	2
1500HT-COM	Variable Height Ottoman – 60° Curve – High – Table Top	1.75
1500M-COM	Variable Height Ottoman – 60° Curve – Medium	2
1500MT-COM	Variable Height Ottoman – 60° Curve – Medium – Table Top	1.75
1500S-COM	Variable Height Ottoman – 60° Curve – Low	2
1500ST-COM	Variable Height Ottoman – 60° Curve – Low – Table Top	1.75
16JS-COM	Creator Trapezoid Bench	3
16JST-COM	Creator Trapezoid Bench – Table Top	2
16KS-COM	Creator Triangle Bench	4
16KST-COM	Creator Triangle Bench – Table Top	2
16MS-COM	Creator Square Bench	3
16MST-COM	Creator Square Bench – Table Top	2
16NS-COM	Creator Half Round Bench	3
16NST-COM	Creator Half Round Bench – Table Top	2
16PS-COM	Creator Chevron Bench	2
16PST-COM	Creator Chevron Bench – Table Top	1.25
16QS-COM	Creator Rectangle Bench	4
16QST-COM	Creator Rectangle Bench – Table Top	2
2000B-COM	Double Bench	3
2000BH-COM	High Back Loveseat – Armless	6
2000BHS-29-COM	High Back Loveseat – Armless + Back Shelf (29"H)	6
2000BHS-36-COM	High Back Loveseat – Armless + Back Shelf (36"H)	6
2000BHS-42-COM	High Back Loveseat – Armless + Back Shelf (42"H)	6
2000BM-COM	Mid Back Loveseat – Armless	5
2000BMS-29-COM	Mid Back Loveseat – Armless + Back Shelf (29"H)	5
2000BMS-36-COM	Mid Back Loveseat – Armless + Back Shelf (36"H)	5
2000C-COM	Loveseat – Armless	4
2000CHBT-COM	Orbit Loveseat	7
2000CHBTS-29-COM	Orbit Loveseat + Back Shelf (29"H)	7
2000CHBTS-36-COM	Orbit Loveseat + Back Shelf (36"H)	7
2000CHBTS-42-COM	Orbit Loveseat + Back Shelf (42"H)	7
2000CLH-COM	Loveseat – Left Arm	5
2000CLR-COM	Loveseat – Both Arms	6
2000CRH-COM	Loveseat – Right Arm	5
2000HB-COM	High Back Loveseat – Both Arms	11

## COM Yardage Table

Part No.	Item	Plain Goods COM Yardage
2000HBS-29-COM	High Back Loveseat – Both Arms + Back Shelf (29"H)	11
2000HBS-36-COM	High Back Loveseat – Both Arms + Back Shelf (36"H)	11
2000HBS-42-COM	High Back Loveseat – Both Arms + Back Shelf (42"H)	11
2000MB-COM	Mid Back Loveseat – Both Arms	9
2000MBS-29-COM	Mid Back Loveseat – Both Arms + Back Shelf (29"H)	9
2000MBS-36-COM	Mid Back Loveseat – Both Arms + Back Shelf (36"H)	9
2000T-COM	Double Bench – Table Top	2
2500B-COM	Triple Bench	5
2500C-COM	Sofa – Armless	8
2500CLH-COM	Sofa – Left Arm	9
2500CLR-COM	Sofa – Both Arms	11
2500CRH-COM	Sofa – Right Arm	9
26BOC-COM	Blossom Ottoman (26") – Casters	2
26BOCT-COM	Blossom Ottoman (26") – Table Top – Casters	1.75
26BOG-COM	Blossom Ottoman (26") – Glides	2
26BOGT-COM	Blossom Ottoman (26") – Table Top – Glides	1.75
26BOL-COM	Blossom Ottoman (26") – Legs	2
26BOLT-COM	Blossom Ottoman (26") – Table Top – Legs	1.75
3000B-COM	22.5° Wedge Bench	2
3000CIB-COM	22.5° Inside Wedge Chair – Armless	3
3000CIBLH-COM	22.5° Inside Wedge Chair – Left Arm	4
3000CIBLR-COM	22.5° Inside Wedge Chair – Both Arms	5
3000CIBRH-COM	22.5° Inside Wedge Chair – Right Arm	4
3000COB-COM	22.5° Outside Wedge Chair – Armless	2.75
3000COBLH-COM	22.5° Outside Wedge Chair – Left Arm	3.75
3000COBLR-COM	22.5° Outside Wedge Chair – Both Arms	4.5
3000COBRH-COM	22.5° Outside Wedge Chair – Right Arm	3.75
3000T-COM	22.5° Wedge Bench – Table Top	1
30BOC-COM	Blossom Ottoman (30") – Casters	2
30BOCT-COM	Blossom Ottoman (30") – Table Top – Casters	1.75
30BOG-COM	Blossom Ottoman (30") – Glides	2
30BOGT-COM	Blossom Ottoman (30") – Table Top – Glides	1.75
30BOL-COM	Blossom Ottoman (30") – Legs	2
30BOLT-COM	Blossom Ottoman (30") – Table Top – Legs	1.75
30BSC-COM	Blossom Petal Stool – Casters	1
30BSG-COM	Blossom Petal Stool – Glides	1

## COM Yardage Table

Part No.	Item	Plain Goods COM Yardage
30BSL-COM	Blossom Petal Stool – Legs	1
36BOC-COM	Blossom Ottoman (36") – Casters	2.5
36BOCT-COM	Blossom Ottoman (36") – Table Top – Casters	1.75
36BOG-COM	Blossom Ottoman (36") – Glides	2.5
36BOGT-COM	Blossom Ottoman (36") – Table Top – Glides	1.75
36BOL-COM	Blossom Ottoman (36") – Legs	2.5
36BOLT-COM	Blossom Ottoman (36") – Table Top – Legs	1.75
4000B-COM	45° Wedge Bench	2.25
4000CHBT-COM	Orbit 45° Wedge Chair	6
4000CHBTS-29-COM	Orbit 45° Wedge Chair + Back Shelf (29"H)	6
4000CHBTS-36-COM	Orbit 45° Wedge Chair + Back Shelf (36"H)	6
4000CHBTS-42-COM	Orbit 45° Wedge Chair + Back Shelf (42"H)	6
4000CIB-COM	45° Inside Wedge Chair – Armless	3.5
4000CIBLH-COM	45° Inside Wedge Chair – Left Arm	4.5
4000CIBLR-COM	45° Inside Wedge Chair – Both Arms	5.5
4000CIBRH-COM	45° Inside Wedge Chair – Right Arm	4.5
4000COB-COM	45° Outside Wedge Chair – Armless	3.25
4000COBLH-COM	45° Outside Wedge Chair – Left Arm	4.25
4000COBLR-COM	45° Outside Wedge Chair – Both Arms	5.25
4000COBRH-COM	45° Outside Wedge Chair – Right Arm	4.25
4000T-COM	45° Wedge Bench – Table Top	1.5
42BOC-COM	Blossom Ottoman (42") – Casters	3
42BOCT-COM	Blossom Ottoman (42") – Table Top – Casters	2.25
42BOG-COM	Blossom Ottoman (42") – Glides	3
42BOGT-COM	Blossom Ottoman (42") – Table Top – Glides	2.25
42BOL-COM	Blossom Ottoman (42") – Legs	3
42BOLT-COM	Blossom Ottoman (42") – Table Top – Legs	2.25
5000SB-COM	Corner Bench – Square	2.75
5000SBT-COM	Corner Bench – Square – Table Top	1.25
56584-VX-COM	Elate Task Chair	1.5
56585-VX-COM	Elate Guest Chair	1.5
6000RB-COM	Corner Bench – Round	2.75
6000RBT-COM	Corner Bench – Round – Table Top	1.25
661AD-XX-COM	DOC Partition (6'H x 4'W) – Fabric Panel	3
661AG-XX-COM	DOC Partition (6'H x 6'W) – Fabric Panel	5
661AH-XX-COM	DOC Partition (6'H x 8'W) – Fabric Panel	6

## COM Yardage Table

Part No.	Item	Plain Goods COM Yardage
7000B-COM	Kids Single Bench	1
7000C-COM	Kids Chair - Armless	1.5
7000CLH-COM	Kids Chair - Left Arm	2.15
7000CLR-COM	Kids Chair - Both Arms	2.8
7000CM-COM	Kids Chair - Armless + Mobility Package	1.5
7000CRH-COM	Kids Chair - Right Arm	2.15
7000RC-VX-COM	Soft Sway Rocking Chair (Small)	2.5
7000T-COM	Kids Single Bench - Table Top	0.75
7500C-COM	Kids Loveseat - Armless	2.25
7500CLH-COM	Kids Loveseat - Left Arm	2.4
7500CLR-COM	Kids Loveseat - Both Arms	3
7500CRH-COM	Kids Loveseat - Right Arm	2.4
8000B-COM	Kids 22.5° Wedge Bench	1.75
8000CIB-COM	Kids 22.5° Inside Wedge Chair - Armless	2.25
8000CIBLH-COM	Kids 22.5° Inside Wedge Chair - Left Arm	2.9
8000CIBRH-COM	Kids 22.5° Inside Wedge Chair - Right Arm	2.9
8000COB-COM	Kids 22.5° Outside Wedge Chair - Armless	2
8000COBLH-COM	Kids 22.5° Outside Wedge Chair - Left Arm	2.65
8000COBRH-COM	Kids 22.5° Outside Wedge Chair - Right Arm	2.65
8000T-COM	Kids 22.5° Wedge Bench - Table Top	1
8500RBT-COM	Kids Corner Bench - Round	1
8500SBT-COM	Kids Corner Bench - Square	1
900S-COM	Shapes Bench	1.83
900T-COM	Shapes Bench - Table Top	1
915S-COM	Kids Shapes Bench	1
915T-COM	Kids Shapes Bench - Table Top	1
940-COM	Mobile Counter Height Stool - 24"H	0.75
950-COM	Mobile Bar Height Stool - 30"H	0.75
96R105-VX-COM	Dot Rocking Stool (18") - Xtra Low	1
96R112-VX-COM	Dot Rocking Stool (18") - Low	1
96R115-VX-COM	Dot Rocking Stool (18") - Medium	1
96R118-VX-COM	Dot Rocking Stool (18") - High	1.3
970-COM	Pouf Stool	1
970T-COM	Pouf Stool - Table Top	0.75
97R105-VX-COM	Dot Rocking Stool (15") - Xtra Low	0.9
97R112-VX-COM	Dot Rocking Stool (15") - Low	0.9

## COM Yardage Table

Part No.	Item	Plain Goods COM Yardage
97R115-VX-COM	Dot Rocking Stool (15") – Medium	0.9
97R118-VX-COM	Dot Rocking Stool (15") – High	1.2
980H-COM	Round Stool – High	2
980L-COM	Round Stool – Low	1
980M-COM	Round Stool – Medium	1.5
990H-COM	Square Stool – High	2
990L-COM	Square Stool – Low	1
990M-COM	Square Stool – Medium	1.5
AK-AL-292918-XX-VX-COM	Akt Lounge Chair – Armless	3
AK-AL-295418-XX-VX-COM	Akt Lounge Loveseat – Armless	5
AK-AL-297818-XX-VX-COM	Akt Lounge Sofa – Armless	7
AK-BN-292918-VX-COM	Akt Lounge Single Bench	2
AK-BN-295418-VX-COM	Akt Lounge Loveseat Bench	2.75
AK-BN-297818-VX-COM	Akt Lounge Sofa Bench	3.25
AK-CO-292918-XX-VX-COM	Akt Lounge Corner Chair	4.75
AK-HB-293718-VX-XX-COM	Akt Lounge High Back Chair	9
AK-HB-295918-VX-XX-COM	Akt Lounge High Back Loveseat	10
AK-LO-293818-XX-VX-COM	Akt Lounge Chair – Both Arms	6.5
AK-LO-296618-XX-VX-COM	Akt Lounge Loveseat – Both Arms	8.5
AK-LO-298718-XX-VX-COM	Akt Lounge Sofa – Both Arms	10.5
AK-OT-313118-VX-COM	Akt Lounge Small Ottoman	2.6
AK-OT-505015-VX-COM	Akt Lounge Large Ottoman	3.7
AKTUPHSEAT-COM	Akt Upholstered Seat	0.5
BM.CO.B.492618.NB-COM	Cocoon Media Space Straight Bench	3.5
BM.CO.B.492630-COM	Cocoon Media Space Straight Bench + Back Rest	4.5
BM.CO.B.512818-COM	Cocoon Small Bench + Back Rest	4
BM.CO.B.512818.NB-COM	Cocoon Small Bench	2.5
BM.CO.B.531718-XXXX-COM	Cocoon Community Table Bench – 53"	1.5
BM.CO.B.552618.NB-COM	Cocoon Media Space Curved Bench	2.5
BM.CO.B.552630-COM	Cocoon Media Space Curved Bench + Back Rest	4.5
BM.CO.B.602918.NB-COM	Cocoon Bench	3.5
BM.CO.B.602930-COM	Cocoon Bench + Back Rest	5.5
BM.CO.B.651718-XXXX-COM	Cocoon Community Table Bench – 65"	2
BM.CO.B.771718-XXXX-COM	Cocoon Community Table Bench – 77"	2.25
BM.CO.B.891718-XXXX-COM	Cocoon Community Table Bench – 89"	2.5
HIERUPHSEAT-COM	Hierarchy Upholstered Seat	0.5

## COM Yardage Table

Part No.	Item	Plain Goods COM Yardage
SEEDUPHSEAT-COM	Seed Upholstered Seat	0.5
SG.DPP.UPP.793648.NP-XXXX-XX-COM	Double Privacy Pod – Short	15
SG.DPP.UPP.793648.P-XXXX-XX-COM	Double Privacy Pod – Short + Power	15
SG.DPP.UPP.793662.NP-XXXX-XX-COM	Double Privacy Pod – Tall	16.5
SG.DPP.UPP.793662.P-XXXX-XX-COM	Double Privacy Pod – Tall + Power	16.5
SG.HV.L.6038-XXXX-COM	Harvest Bench – Short	3.66
SG.HV.L.6051-XXXX-COM	Harvest Bench – Tall	3.66
SG.SPP.UPP.533948.NP-XXXX-XX-COM	Privacy Pod – Short	10
SG.SPP.UPP.533948.P-XXXX-XX-COM	Privacy Pod – Short + Power	10
SG.SPP.UPP.533962.NP-XXXX-XX-COM	Privacy Pod – Tall	11
SG.SPP.UPP.533962.P-XXXX-XX-COM	Privacy Pod – Tall + Power	11
SG.SW.B.422112-COM	Schoolworks Straight Low Ottoman (12"H)	2
SG.SW.B.422115-COM	Schoolworks Straight Medium Ottoman (15"H)	2.25
SG.SW.B.422118-COM	Schoolworks Straight High Ottoman (18"H)	2.5
SG.SW.B.422312-COM	Schoolworks Curved Low Ottoman (12"H)	2
SG.SW.B.422315-COM	Schoolworks Curved Medium Ottoman (15"H)	2.25
SG.SW.B.422318-COM	Schoolworks Curved High Ottoman (18"H)	2.5
TS1001-COM	Elevate Steps 2-Tier Straight Seat	5.5
TS1002-COM	Elevate Steps 3-Tier Straight Seat	5.5
TS1003-COM	Elevate Steps 2-Tier Outside Wedge	6
TS1004-COM	Elevate Steps 3-Tier Outside Wedge	6
TS1005-COM	Elevate Steps 2-Tier Inside Wedge	6
TS1006-COM	Elevate Steps 3-Tier Inside Wedge	6
TS1007-COM	Elevate Steps 2-Tier Inside Corner	6
TS1008-COM	Elevate Steps 2-Tier Outside Corner	6
TS1009-COM	Elevate Steps 2-Tier Inside 45° Wedge	6
TS1010-COM	Elevate Steps 3-Tier Inside 45° Wedge	6
TS1011-COM	Elevate Steps 2-Tier Outside 45° Wedge	6
TS1012-COM	Elevate Steps 3-Tier Outside 45° Wedge	6
TS1020-COM	Elevate Wind Lounge Chair	2.25
TS1021-COM	Elevate Wind 2-Sided Lounge Chair	3.5
TS1022-COM	Elevate Wind 1-1/2 Seat Lounge Chair	3.3
TS1023-COM	Elevate Wind 2-Sided 1-1/2 Seat Lounge Chair	4.5
TS1024-COM	Elevate Wind Loveseat	4.1
TS1025-COM	Elevate Wind 2-Sided Loveseat	6.5
TS1026-COM	Elevate Wind Corner Lounge Chair	4.5

## COM Yardage Table

Part No.	Item	Plain Goods COM Yardage
TS1027-COM	Elevate Wind Sofa	5.75
TS1028-COM	Elevate Wind 1-1/2 Seat Bench	2.75
TS1029-COM	Elevate Wind 2-Seat Bench	3
TS1030-COM	Elevate Wind 3-Seat Bench	4.25
TS1031-COM	Elevate Wind Octagonal Ottoman	3.25
TS1032-COM	Elevate Wind Quartile Bench	2
TS1033-COM	Elevate Wind Quartile Chair	3.75
TS1034-COM	Elevate Wind Cube	2.25
TS1035-COM	Elevate Wind Round Ottoman - 20"	2
TS1036-COM	Elevate Wind Round Ottoman - 24"	2.25
TS1037-COM	Elevate Wind 90° Inside Arch	7.75
TS1038-COM	Elevate Wind 90° Outside Arch	6.25
TS1039-COM	Elevate Wind 90° Arch Bench	4.5
TS1040-COM	Elevate Wind Crescent Bench	3.5
TS1041-COM	Elevate Wind Hexagonal Ottoman	3.5
TS1042-COM	Elevate Wind Wedge Pillow	1





# COM Approval Form

All COM must be approved. If your order has been placed, please list PO# \_\_\_\_\_

**For COM approval ship to: COM and COL must be identified as follows:**

1. Name and address  
MooreCo
2. Your purchase order number  
1307 Davis Street
3. Our style number to which fabric is to be applied  
Morristown, TN 37814
4. Supplier name and fabric name, number, and color

Photocopy this form and submit with COM fabric for approval. This fabric approval is for the purpose of advising how to apply your COM fabric, verify yardage required, and suitability of fabric.

**COLLECT SHIPMENTS WILL NOT BE ACCEPTED.** Shipment schedule will be given when all fabric is received for entire order. Yardage requirements listed in price list are based on plain goods 54" wide. Fabrics less than 54" wide, or those requiring matching (stripes, plaids, prints, large patterns) will require additional yardage based on the fabric used and the item ordered.

**FABRIC WITH NAP:** If using mohair, velvet, or any fabric with a nap, increase yardage required by 11%. Consult matrix below for additional yardage needed.

**COM Increase Matrix: this table is a general guide**

Fabric Width	Plain Fabric	Up to 7" Repeat	8" - 13" Repeat	14" - 21" Repeat	22" - 27" Repeat	28" - 33" Repeat	34" - 40" Repeat	41" - 48" Repeat
54"	0%	20%	25%	30%	40%	50%	60%	70%
51" - 53"	15%	25%	30%	35%	45%	60%	70%	80%
48" - 50"	20%	30%	35%	40%	50%	65%	75%	85%
45" - 47"	30%	45%	50%	55%	60%	80%	90%	100%
36" - 44"	50%	65%	70%	75%	80%	100%	110%	120%

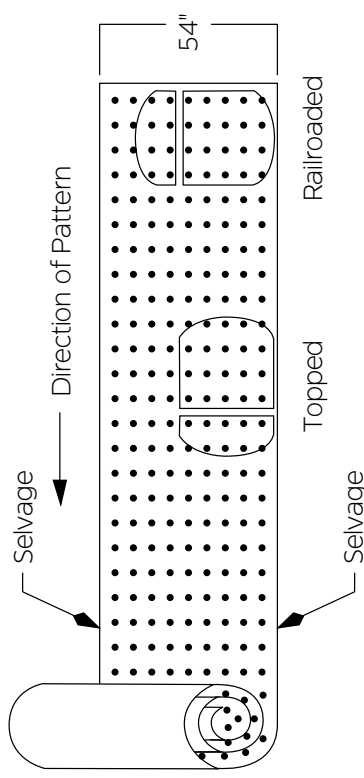
**FABRIC WITH A DOUBLE REPEAT:** If using a fabric with a double repeat, please follow this formula: take the total amount of the larger and half of the smaller repeat; add together to find the correct overall repeat. **EXAMPLE:** 10" vertical with 14" horizontal would be 14 + 5 = 19. If fabric comes on multiple rolls, one additional yard per roll needs to be added to the yardage requirements.

**SPECIAL NOTE:** We can assume no responsibility for the durability or tailoring quality of customer furnished coverings (COM).

**ADDITIONAL NOTES:**

- Orders cannot go into production without the information listed below.
- Attach memo sample to this approval sheet.

The cost of the COM sample will be paid by the client. Even after preliminary approval, MooreCo reserves the right to reject COM/COL if necessary when the quality is not satisfactory for the product to be upholstered. MooreCo assumes no responsibility for its overall appearance, flammability, durability, colorfastness or any other quality after upholstered on a MooreCo product.



Your Company Name: \_\_\_\_\_

Phone: \_\_\_\_\_ Fax: \_\_\_\_\_

Material Supplier: \_\_\_\_\_ Material Name: \_\_\_\_\_ Material Number: \_\_\_\_\_

Material Color: \_\_\_\_\_ Width: \_\_\_\_\_ Vertical Repeat: \_\_\_\_\_ Horizontal Repeat: \_\_\_\_\_

Fiber Content: \_\_\_\_\_ Direction stripe/pattern to be applied: \_\_\_\_\_

COM to be used on the following products: \_\_\_\_\_ Name/Number: \_\_\_\_\_ Qty: \_\_\_\_\_

Name/Number: \_\_\_\_\_ Qty: \_\_\_\_\_ Name/Number: \_\_\_\_\_ Qty: \_\_\_\_\_

Name/Number: \_\_\_\_\_ Qty: \_\_\_\_\_ Name/Number: \_\_\_\_\_ Qty: \_\_\_\_\_

Name/Number: \_\_\_\_\_ Qty: \_\_\_\_\_ Name/Number: \_\_\_\_\_ Qty: \_\_\_\_\_



MOORECO™

MooreCo, Inc.  
2885 Lorraine Ave | Temple, TX 76501  
800.749.2258  
[www.moorecoinc.com](http://www.moorecoinc.com)